

Rapid Response Technical Team Report October 2024

Green Sunfish and Walleye

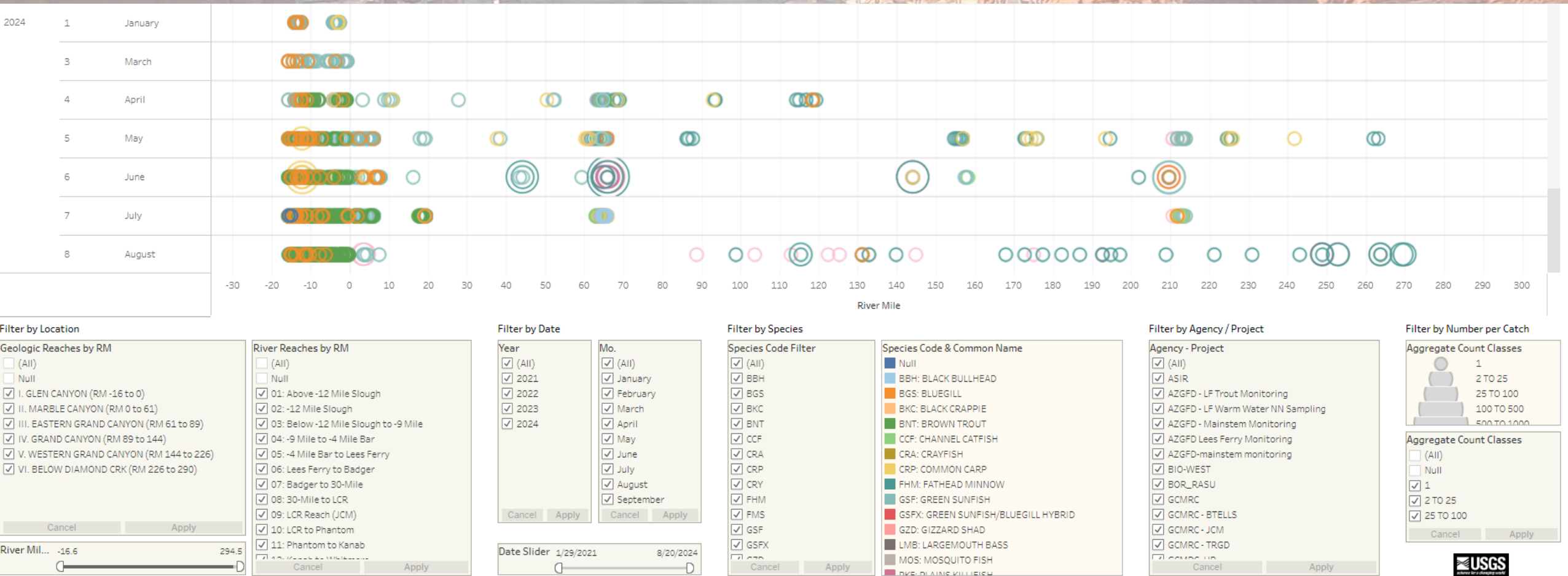


Amy S Martin Photography



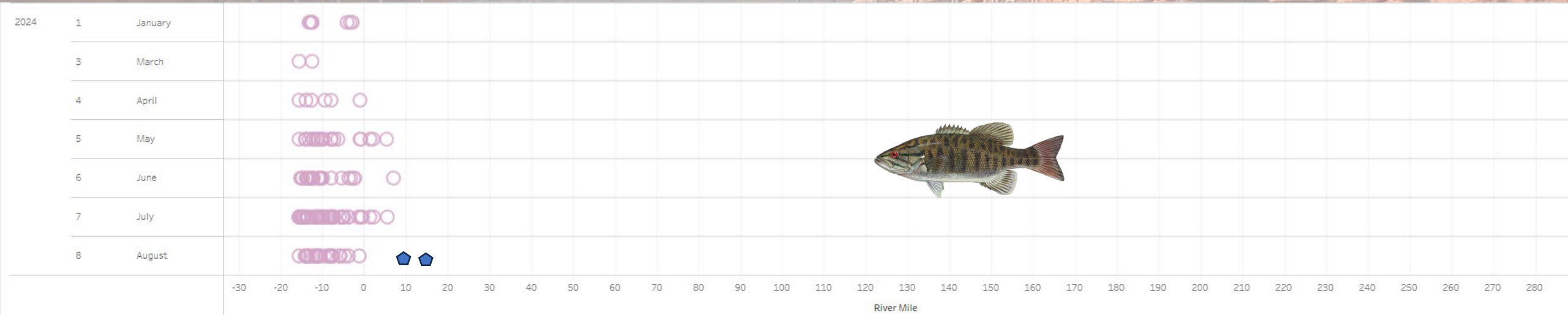
NNF Distribution per month in 2024

Jan through August




NNF Distribution per month in 2024

New Data visualization tool – by Tom Gushue

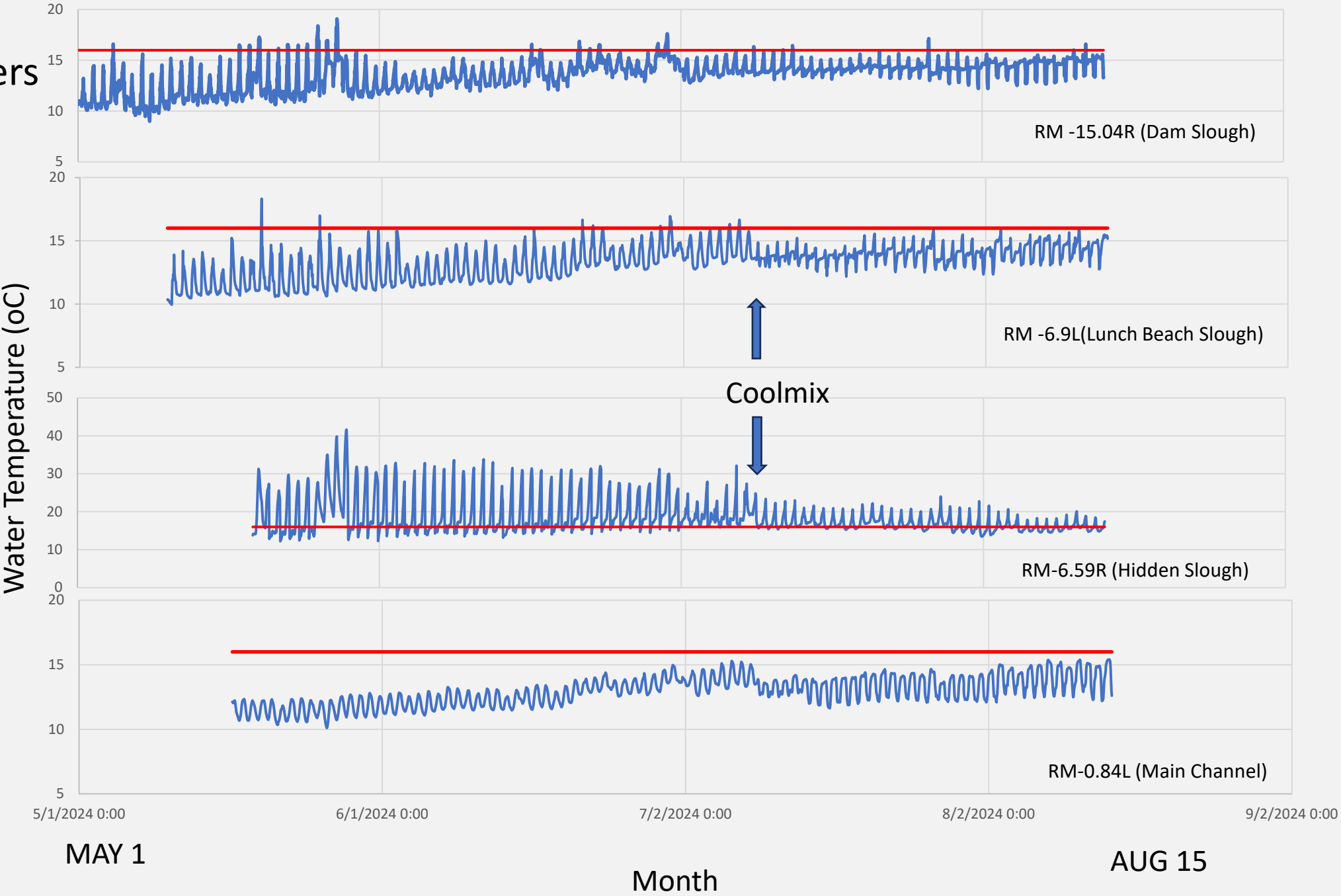
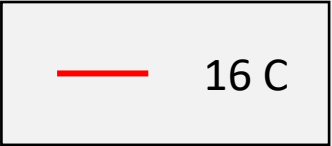
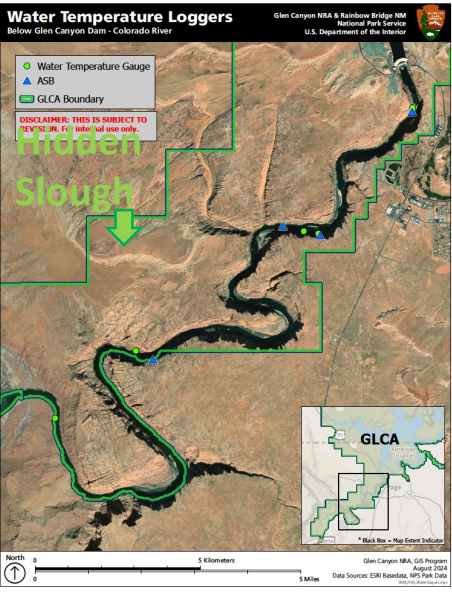


October Updates:

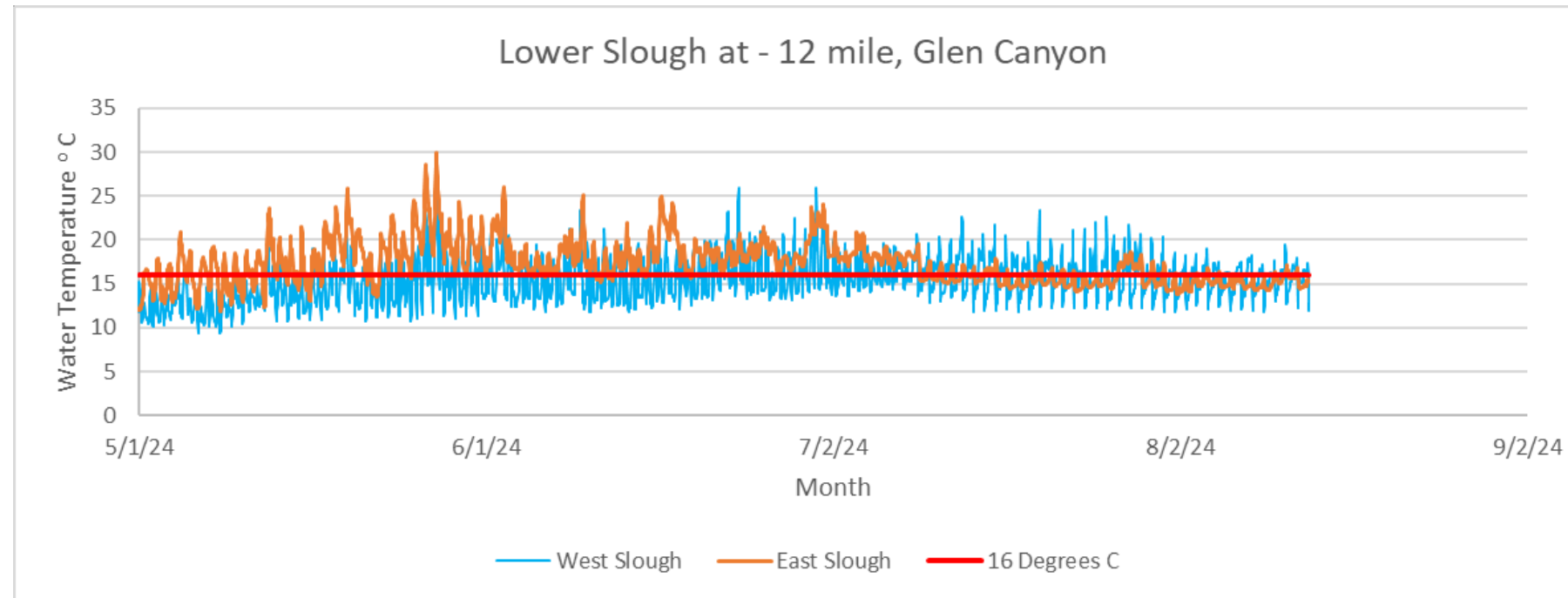
- GRCA downriver trip currently on the river, **not complete**
 - Seining, hoop nets, eDNA
- Two SMB at RM 10, and Two at RM 15 

Water Temp Loggers

- RM -15.04 R
- RM -6.9 L
- RM -6.59 R
- RM -.084 L



Water Temperature in Lower Slough




- SMB flows began 7/9/2024
- Reduced temperature and fluctuations in east end
- Increased fluctuations in west end
- AVG less than 16 degrees C



Block Net in Main Slough

May 16-17 2024 Installation

- Three block net panels were installed
- Panels each 50-feet in length
- Anchored with fence posts
- After Installation spawning behaviors were observed for common carp and Green sunfish
- Native fish, carp and rainbow trout captured inside net are transferred to river alive
- Warmwater nonnative fish and brown trout are removed for beneficial use
- Only 1 SMB captured in slough behind block net (67 mm, Age 1= 2023)
- Block net swings with fluctuations in dam releases
- A few fish were recaptured inside block net and moved outside again



Looking upstream from mouth

NNF captures Jan – August 15, 2024



2024

- Higher catches in Glen Canyon than Grand Canyon
- Lower catches in 2024
- Increased effort in Glen Canyon in 2024
- **2024 incomplete**

Glen Canyon and Grand Canyon combined

Through Sept	
Spp	

NOTE 1: 2024 is NOT COMPLETE

NOTE 2: Rainbow trout are not recorded in the NNF database

Spp	
BBH	
BGS	
BKC	
BNT	
CCF	
CRAY	
CRP	
FHM	
GSF	
PKF	
RBT	
RSH	
SMB	
STB	
TRT	
WAL	
YBH	
NFC	



NNF captures Jan – October*, 2024



	SMB	GSF	WAL
LF	210	12698	29
PBR	10	761	0
GRCA	4	255	12
Total	224	13714	41

- *Includes tallies from all trip reports submitted to date
- *Includes 4 SMB reported from Grand Canyon from current trip
- *Includes GSF and WAL reported from JCM trip just completed
- **NOTE 1: 2024 is NOT COMPLETE**

GSF captures Jan-Aug, 2024; New Data Visualization tool

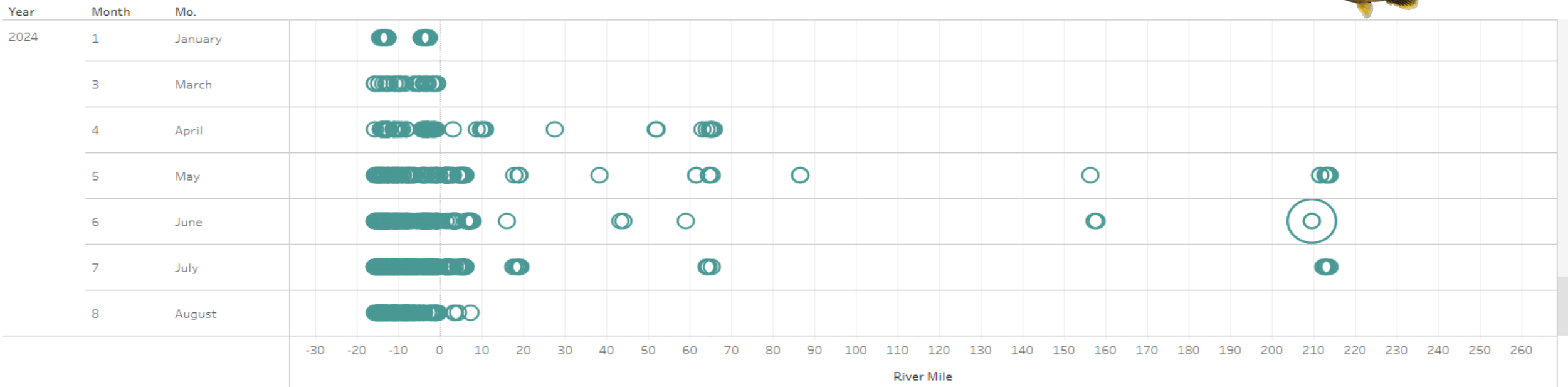
by T. Gushue

N=11,097



Nonnative Fish Dashboard: Catch by Month & River Mile

Rapid Response Nonnative Fish Data: Filter by Date, Location, Count or Species to further explore the data. Preliminary data. Do not cite.



October Updates:

- Not all data have been entered since August
- N = 13,686 – does not include recent Grand Canyon downriver trip totals
- Reproduction detected in Upper Slough and Hidden Slough

GSF captures in Lees Ferry Jan – Aug, 2024



GSF	GSF in Mainstem	GSF in Slough
2021	17	0
2022	3864	1998
2023	8339	5698
2024	10492	132★

★ 2024 does NOT include Final Tally from Upper Slough – later this week

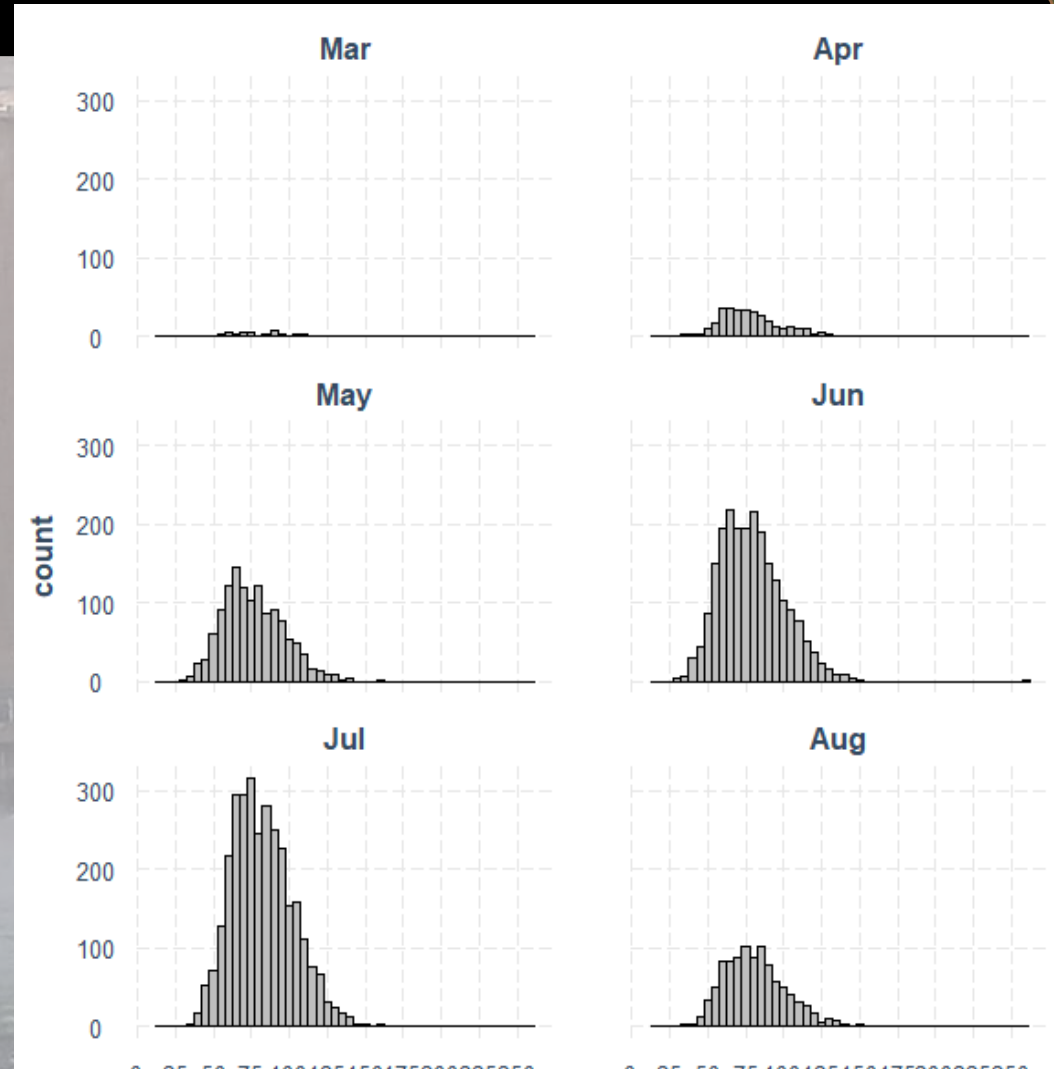
• 2024 is NOT COMPLETE

GSF captures Jan-Aug, 2024

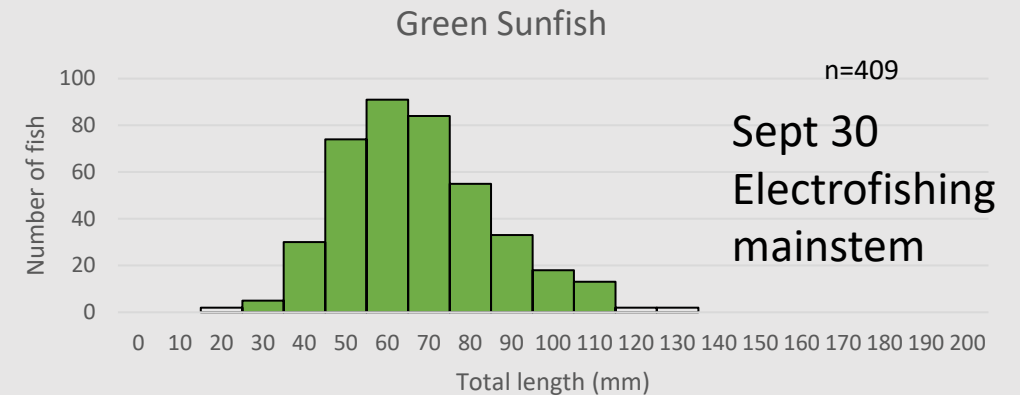
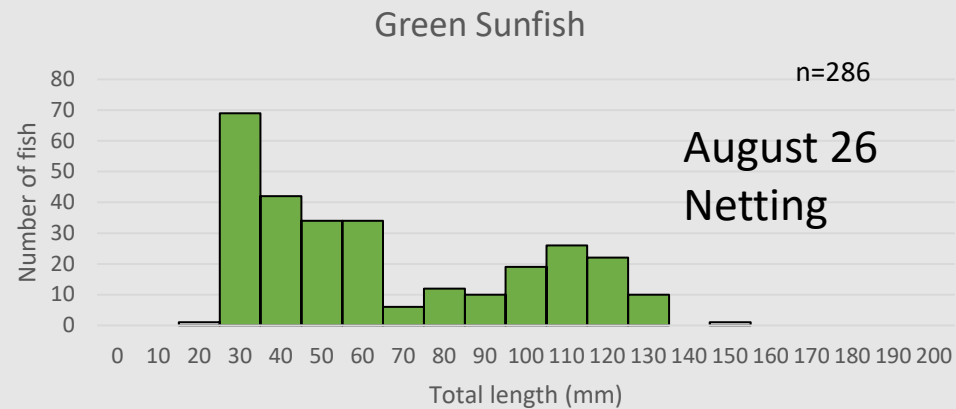
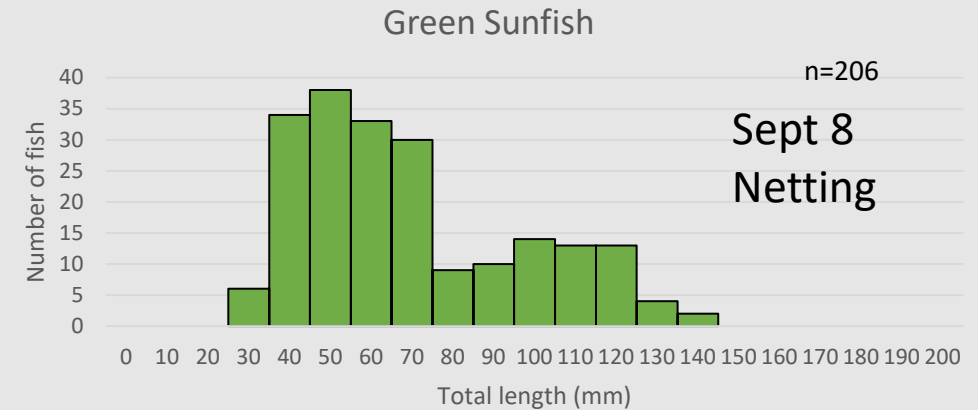
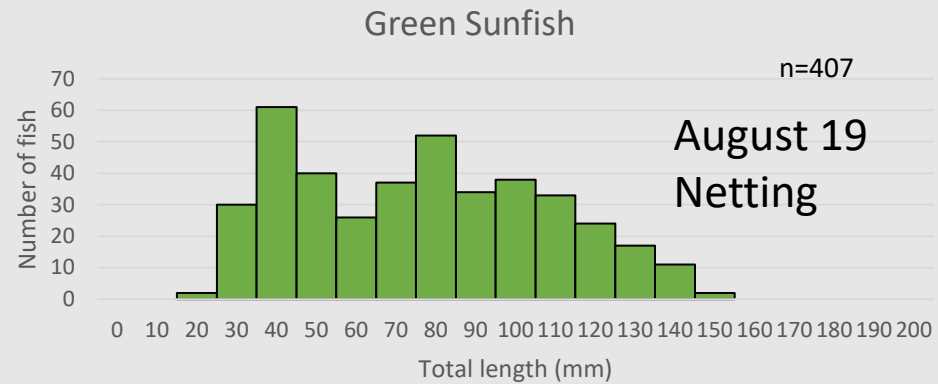
N=11,097



- Most captured OUTSIDE the sloughs
 - 96 in main slough
 - 10,022 in Lees Ferry mainstem
 - 556 in PBR
 - 422 in Grand Canyon (308 in RM209 BW)
- Evidence of Reproduction in LF
 - – Hidden Slough
- Little growth
- Mature at 50-75 mm TL



GSF Lengths Aug-Sept, 2024



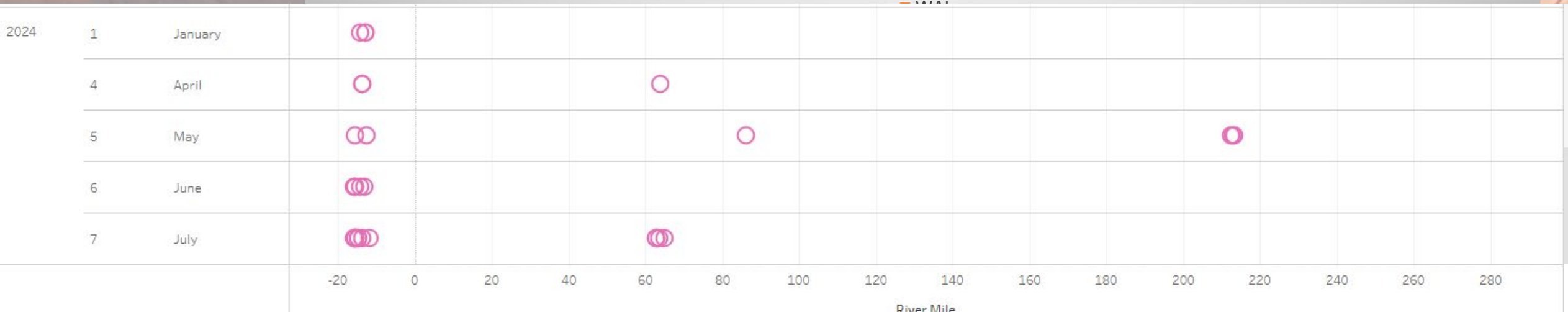
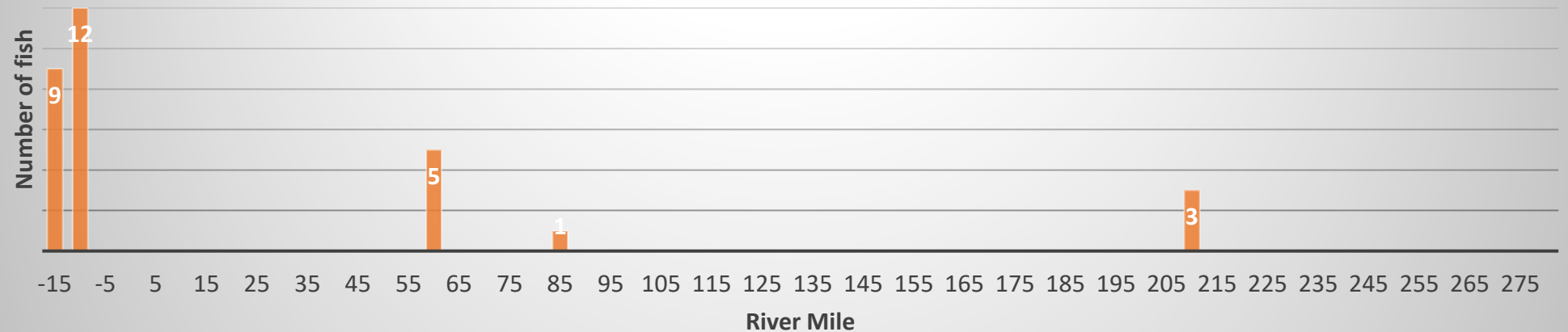


Walleye captures Jan-Aug, 2024

N=30

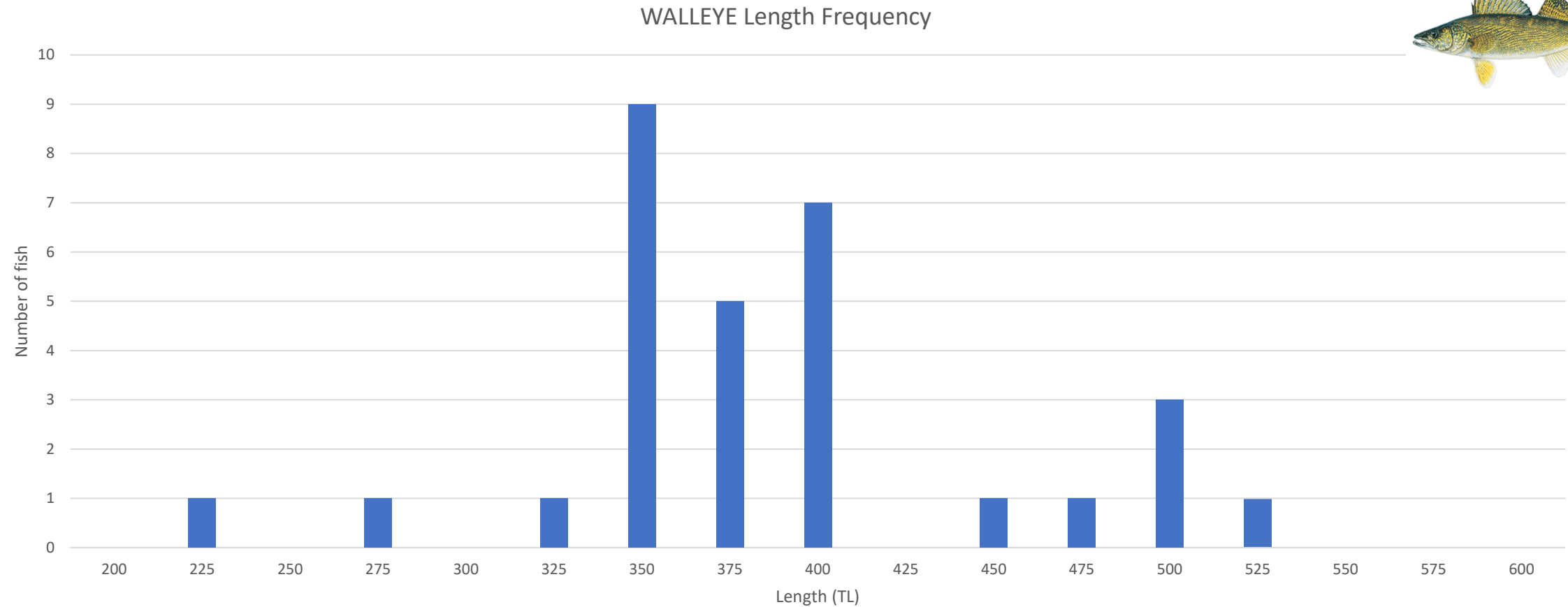
Does not include 11 recent captures including 3 in Grand Canyon

WALLEYE Distribution





WAL captures Jan-Aug 2024



Thank You Rapid Response Tech Team!

Mark Anderson, Jeff Arnold, Rob Billerbeck, Tara Blake, Julie Carter, Conor Clancy, Kim Dibble, Drew Eppehimer, Bud Fazio, Nicki Gibney, Jeremy Hammen, Lindsay Hansen, Sky Hedden, Shaula Hedwall, Brian Hines, Ryan Mann, Jess Newton, Matt O'Neill, Emily Omana, Kerri Pedersen, Taryn Preston, Maxwell Randels, Pilar Rinker, Andrew Schultz, Kurt Shollenberger, Scott Rogers, Dave Rogowski, Bill Stewart, Laura Tennant, Melissa Trammell, Katherine Tucker, David Ward, Charles Yackulic...and other contributors

