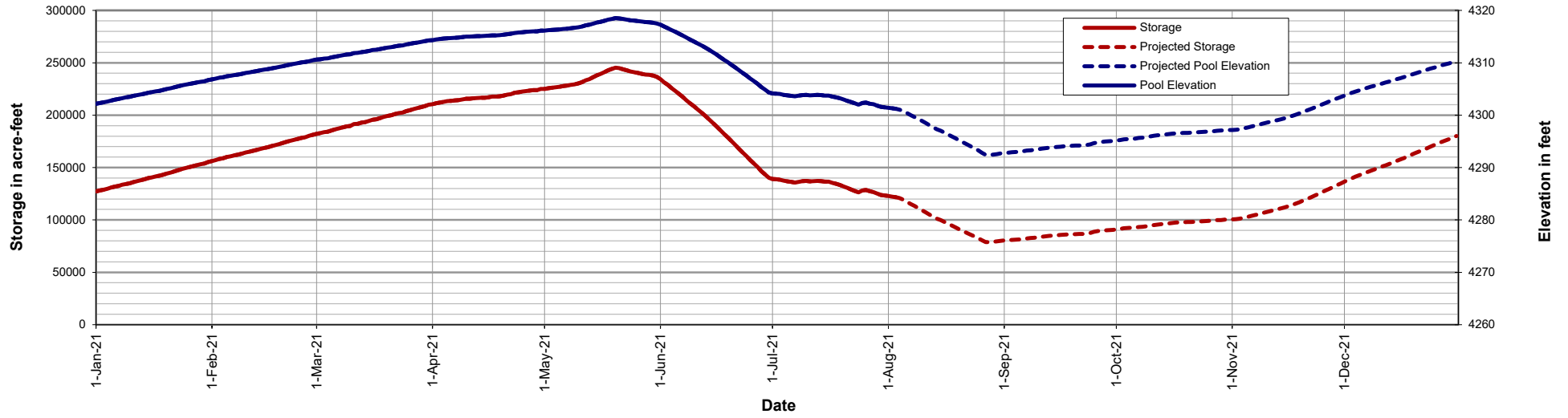


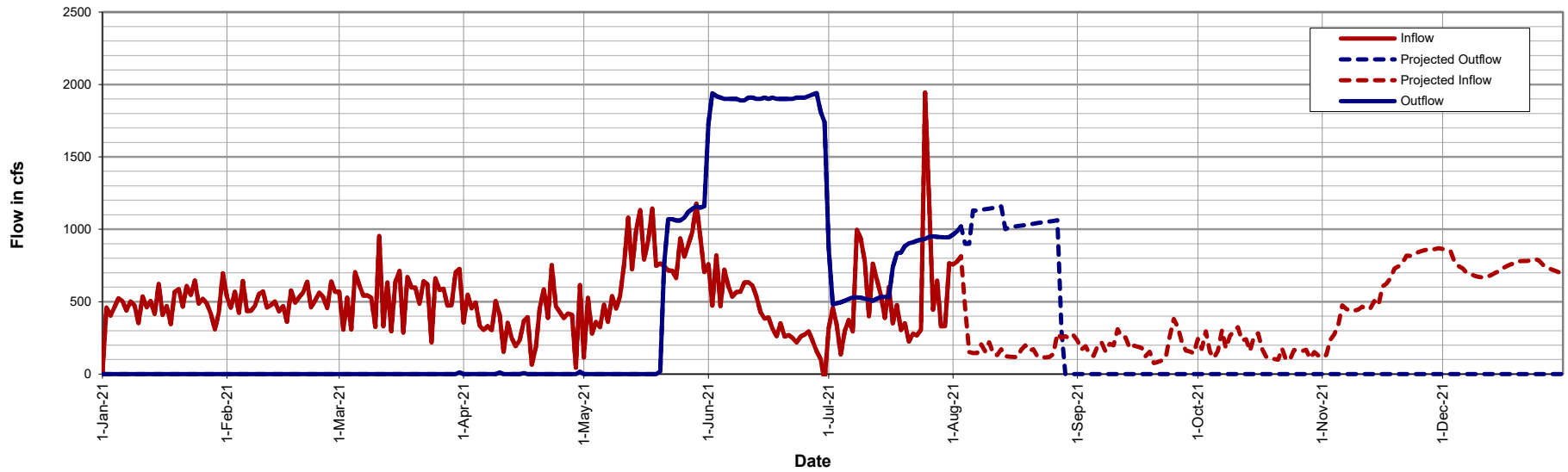
Upper Rio Grande Water Operations Model (URGWOM)				August 4, 2021
Model Results from Annual Operating Plan (AOP) Model Run		Start Timestep for Water Operations Model Run: 12/31/20		
Projections are provisional and subject to change		End Timestep: 12/31/21		
ELEPHANT BUTTE				
Date	ElephantButte.Pool Elevation (ft)	ElephantButte.Storage (acre-ft)	ElephantButte.Inflow (cfs)	ElephantButte.Outflow (cfs)
08/01/21	4301.30	122235	778	986
08/02/21	4301.20	121675	813	1020
08/03/21	4301.04	120763	463	900
08/04/21	4300.75	119164	152	900
08/05/21	4300.39	117178	145	1130
08/06/21	4300.00	115091	146	1129
08/07/21	4299.65	113202	206	1133
08/08/21	4299.27	111205	157	1138
08/09/21	4298.90	109276	220	1143
08/10/21	4298.49	107193	140	1148
08/11/21	4298.08	105071	131	1153
08/12/21	4297.67	103015	172	1158
08/13/21	4297.31	101256	124	1000
08/14/21	4297.04	99924	120	1013
08/15/21	4296.67	98094	119	1017
08/16/21	4296.28	96248	116	1021
08/17/21	4295.94	94612	168	1026
08/18/21	4295.57	92865	199	1030
08/19/21	4295.18	91044	161	1034
08/20/21	4294.79	89259	171	1039
08/21/21	4294.41	87558	122	1043
08/22/21	4294.05	85921	116	1047
08/23/21	4293.72	84459	116	1050
08/24/21	4293.27	82522	119	1053
08/25/21	4292.83	80611	138	1057
08/26/21	4292.44	78961	279	1063
08/27/21	4292.39	78763	250	300
08/28/21	4292.48	79147	262	0
08/29/21	4292.58	79557	244	0
08/30/21	4292.68	79997	266	0
08/31/21	4292.77	80376	232	0
09/01/21	4292.84	80640	169	0
09/02/21	4292.91	80958	192	0
09/03/21	4292.96	81152	141	0
09/04/21	4292.99	81315	126	0
09/05/21	4293.09	81744	195	0
09/06/21	4293.25	82401	220	0
09/07/21	4293.31	82659	155	0
09/08/21	4293.39	83017	209	0
09/09/21	4293.47	83352	198	0
09/10/21	4293.59	83898	310	0
09/11/21	4293.69	84337	257	0
09/12/21	4293.79	84768	254	0
09/13/21	4293.85	85034	179	0
09/14/21	4293.92	85353	196	0
09/15/21	4293.99	85668	189	0

Upper Rio Grande Water Operations Model (URGWOM)				August 4, 2021
Model Results from Annual Operating Plan (AOP) Model Run		Start Timestep for Water Operations Model Run: 12/31/20		
Projections are provisional and subject to change		End Timestep: 12/31/21		
CABALLO				
Date	Caballo.Pool_Elevation (ft)	Caballo.Storage (acre-ft)	Caballo.Inflow (cfs)	Caballo.Outflow (cfs)
08/01/21	4135.31	17151	838	1045
08/02/21	4135.01	16521	808	1107
08/03/21	4134.86	16215	1010	1152
08/04/21	4134.52	15525	819	1137
08/05/21	4134.26	14996	899	1143
08/06/21	4134.14	14767	1028	1138
08/07/21	4134.13	14731	1029	1040
08/08/21	4134.15	14777	1033	994
08/09/21	4134.23	14928	1037	943
08/10/21	4134.34	15159	1042	907
08/11/21	4134.46	15386	1046	917
08/12/21	4134.55	15572	1051	942
08/13/21	4134.63	15746	1000	928
08/14/21	4134.71	15908	914	902
08/15/21	4134.76	15995	923	886
08/16/21	4134.79	16058	927	882
08/17/21	4134.83	16150	931	867
08/18/21	4134.88	16258	935	864
08/19/21	4134.94	16369	938	859
08/20/21	4135.03	16553	943	836
08/21/21	4135.29	17099	947	815
08/22/21	4135.38	17291	951	835
08/23/21	4135.45	17459	956	877
08/24/21	4135.57	17703	960	814
08/25/21	4135.74	18069	966	763
08/26/21	4135.93	18496	972	742
08/27/21	4135.97	18569	729	670
08/28/21	4135.74	18067	274	534
08/29/21	4135.75	18088	25	0
08/30/21	4135.74	18074	16	0
08/31/21	4135.74	18068	18	0
09/01/21	4135.75	18089	20	0
09/02/21	4135.75	18106	20	0
09/03/21	4135.75	18100	20	0
09/04/21	4135.75	18100	20	0
09/05/21	4135.80	18204	20	0
09/06/21	4135.85	18308	20	0
09/07/21	4135.85	18321	20	0
09/08/21	4135.87	18361	20	0
09/09/21	4135.86	18325	20	0
09/10/21	4135.86	18334	20	0
09/11/21	4135.86	18333	20	0
09/12/21	4135.84	18290	20	0
09/13/21	4135.86	18329	20	0
09/14/21	4135.88	18369	20	0
09/15/21	4135.87	18364	20	0

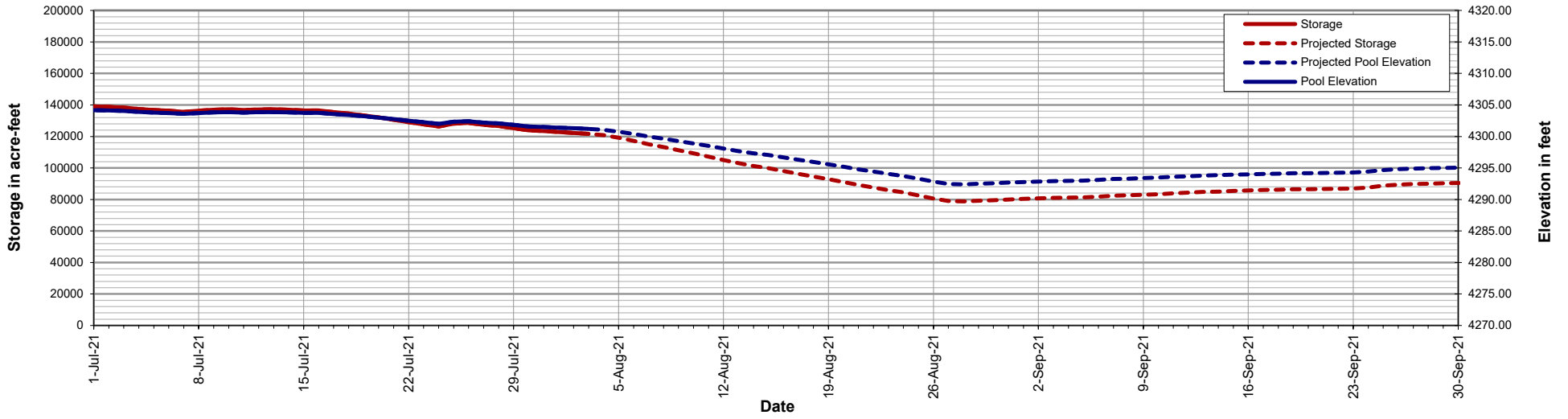
### Elephant Butte Storage and Pool Elevation



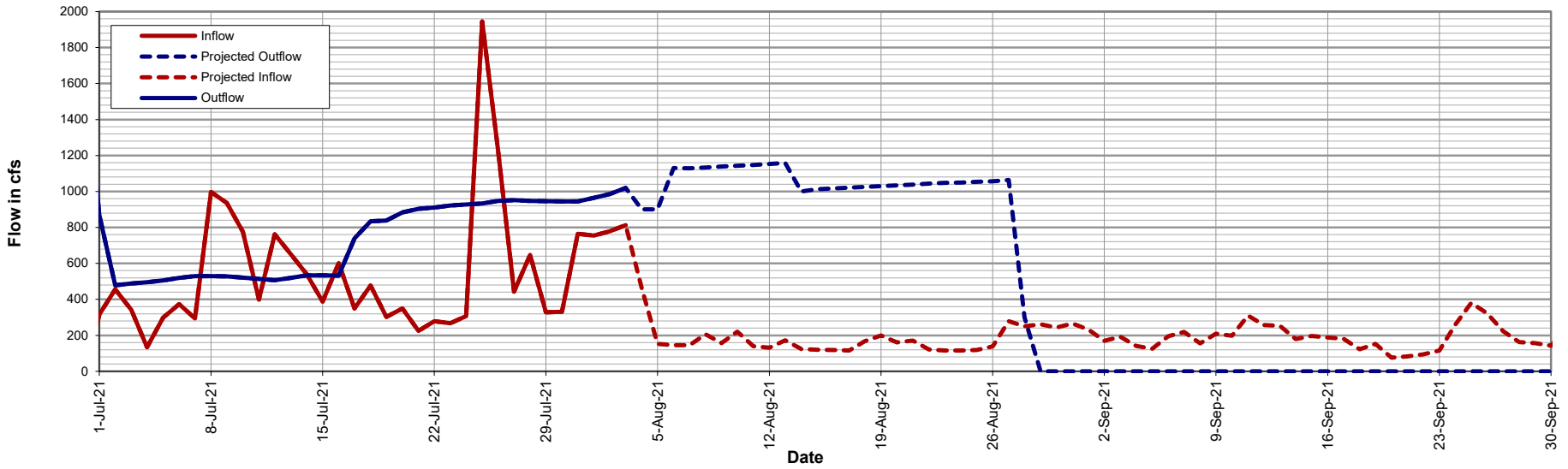
### Elephant Butte Inflow and Outflow



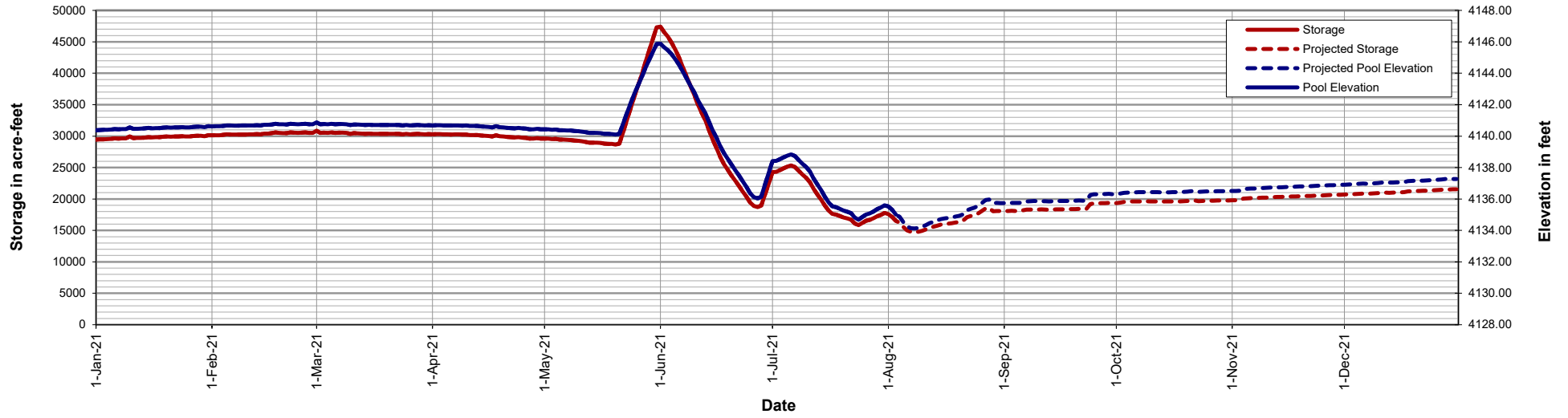
### Elephant Butte Storage and Pool Elevation



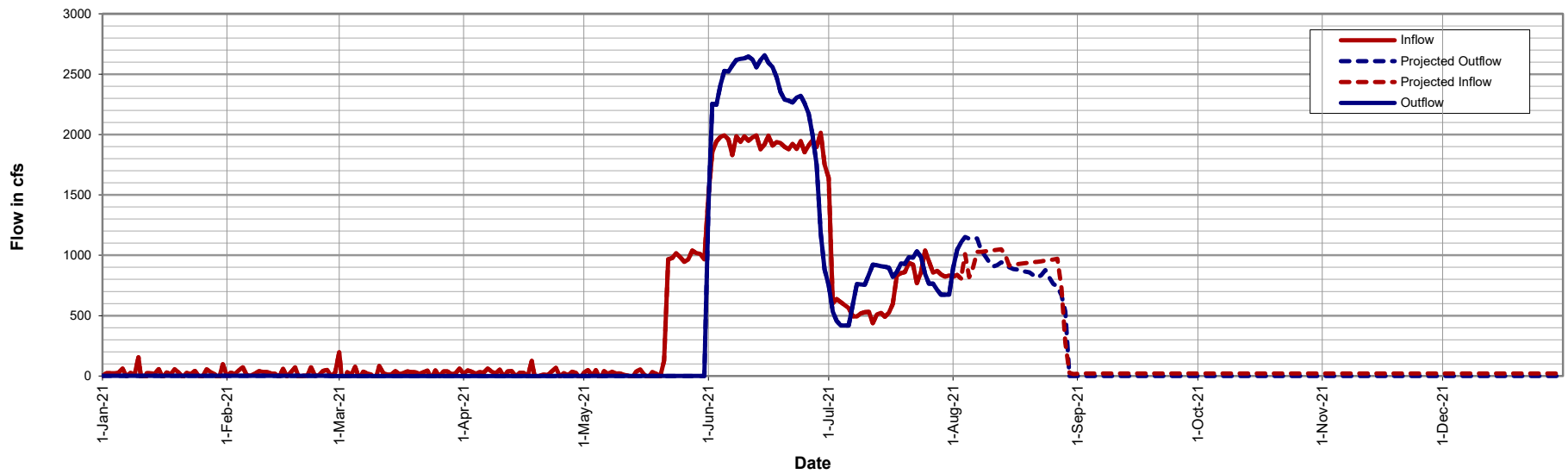
### Elephant Butte Inflow and Outflow



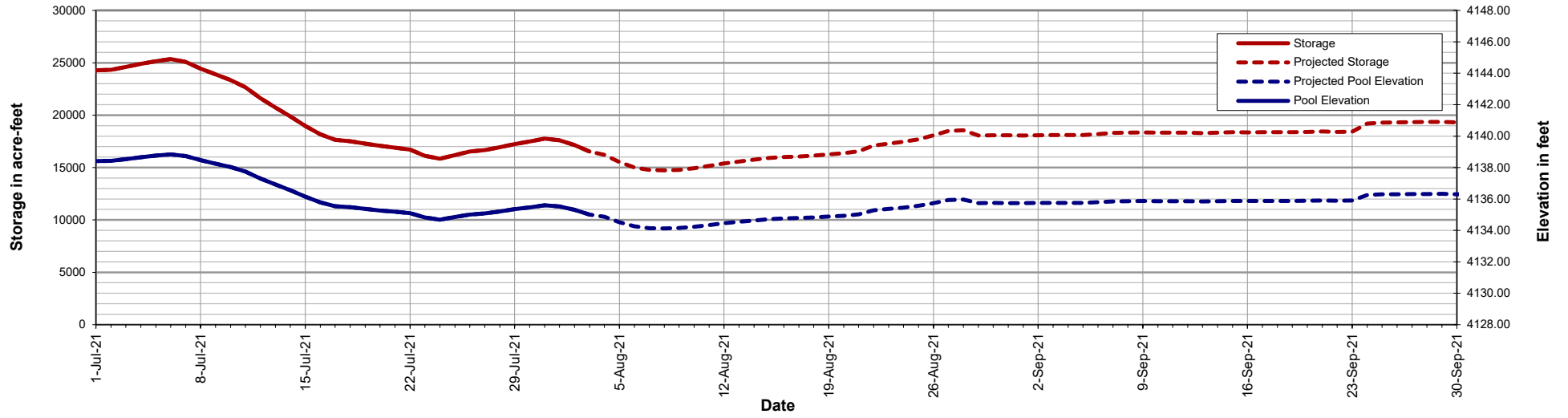
### Caballo Storage and Pool Elevation



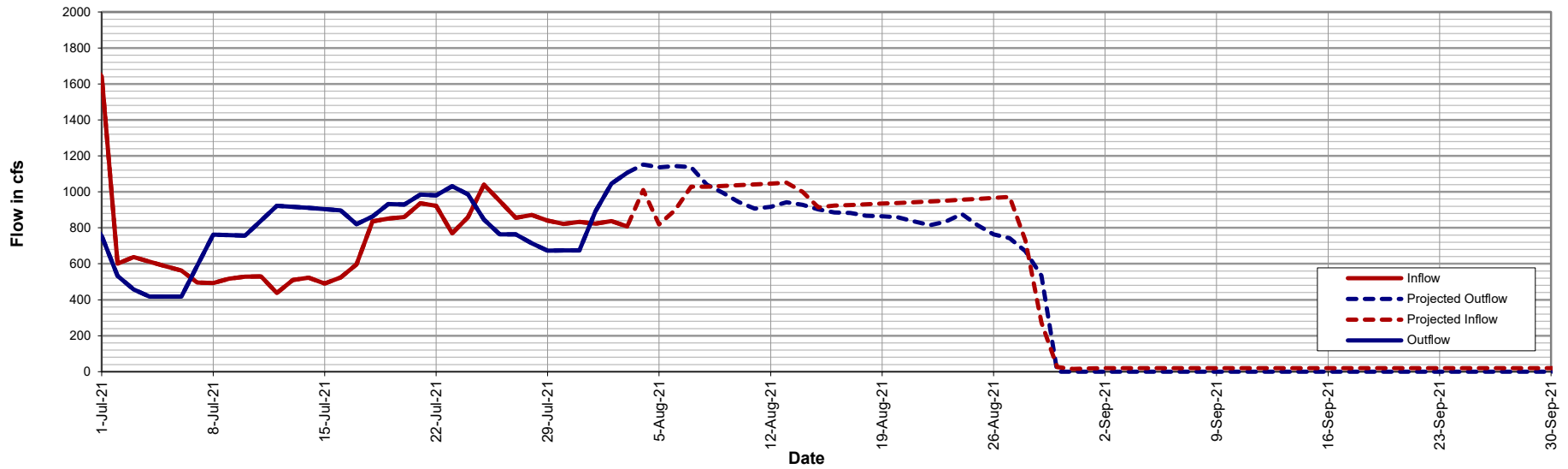
### Caballo Inflow and Outflow



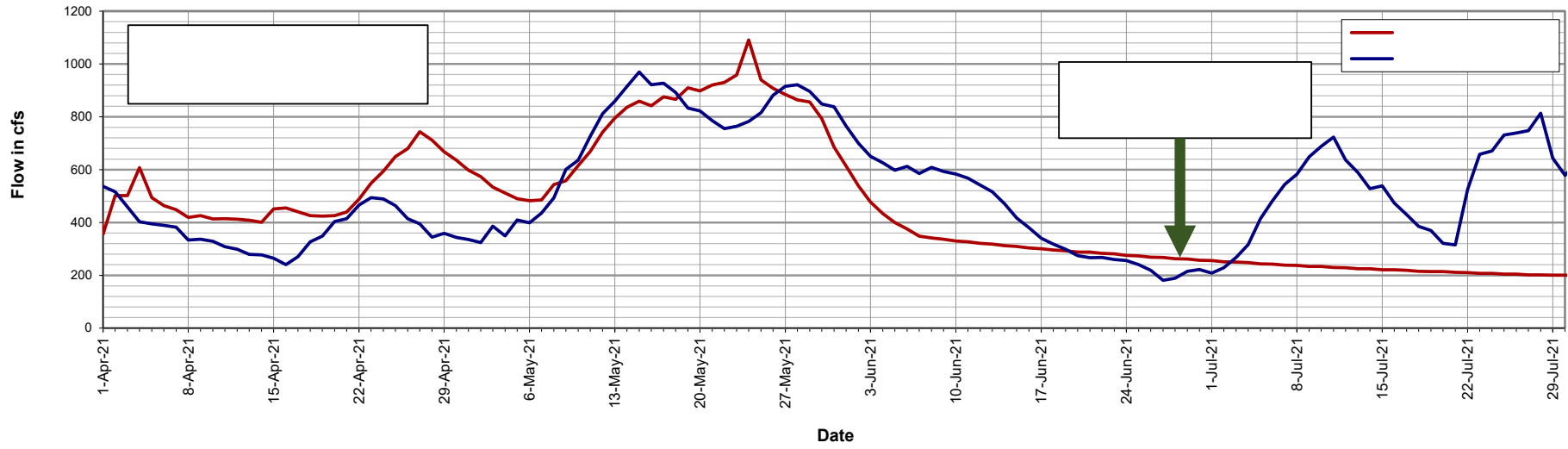
### Caballo Storage and Pool Elevation



### Caballo Inflow and Outflow



### Elephant Butte Inflow Comparison



### Caballo Outflow Comparison

