RECLAMATION

Managing Water in the West

Desalination and Water Purification Research and Development Program Report No. 136

Membrane Technology for Recovery of Produced Water

U.S. Department of the Interior
Bureau of Reclamation
Technical Service Center
Denver, Colorado

December 2009

REPORT DOCUMENTATION PAGE	Form Approved OMB No. 0704-0188

The public reporting burden for this collection of information is estimated to average 1 hour per response, including the time for reviewing instructions, searching existing data sources, gathering and maintaining the data needed, and completing and reviewing the collection of information. Send comments regarding this burden estimate or any other aspect of this collection of information, including suggestions for reducing the burden, to Department of Defense, Washington Headquarters Services, Directorate for Information Operations and Reports (0704-0188), 1215 Jefferson Davis Highway, Suite 1204, Arlington, VA 22202-4302. Respondents should be aware that notwithstanding any other provision of law, no person shall be subject to any penalty for failing to comply with a collection of information if it does not display a currently valid OMB control number.
PLEASE DO NOT RETURN YOUR FORM TO THE ABOVE ADDRESS.

1. REPORT DATE *(DD-MM-YYYY)*	2. REPORT TYPE	3. DATES COVERED *(From - To)*
28 Dec 2009	Final	February 2007 – March 2009

4. TITLE AND SUBTITLE	5a. CONTRACT NUMBER
Membrane Technology for Recovery of Produced Water	Agreement No. 04-FC-81-1060
	5b. GRANT NUMBER
	5c. PROGRAM ELEMENT NUMBER
6. AUTHOR(S) Allen Bierle	5d. PROJECT NUMBER
	5e. TASK NUMBER
	5f. WORK UNIT NUMBER

7. PERFORMING ORGANIZATION NAME(S) AND ADDRESS(ES)	8. PERFORMING ORGANIZATION REPORT NUMBER
Western Environmental Management Corp. LTD P.O. Box 1807 Carlsbad, New Mexico 88221	
9. SPONSORING/MONITORING AGENCY NAME(S) AND ADDRESS(ES)	10. SPONSOR/MONITOR'S ACRONYM(S)
U.S. Department of the Interior, Bureau of Reclamation Technical Service Center, Environmental Services Division Water Treatment Engineering and Research Group, 86-68230 PO Box 25007, Denver, CO 80225-0007	BOR
	11. SPONSOR/MONITOR'S REPORT NUMBER(S) DWPR Report No. 136

12. DISTRIBUTION/AVAILABILITY STATEMENT
Available from the National Technical Information Service (NTIS),
Operations Division, 5285 Port Royal Road, Springfield, VA 22161

13. SUPPLEMENTARY NOTE
Report can be downloaded from Reclamation Web site:
www.usbr.gov/pmts/water/publications/reports.html

14. ABSTRACT
This study sought to evaluate the effectiveness of membrane technology for the purification of produced water derived from oil and natural gas extraction. It documents the performance of membranes in a three-step pilot-scale purification process consisting of (1) ultrafiltration, (2) nanofiltration, and (3) reverse osmosis. The results of the study were inconclusive, as the ultrafiltration step was unsuccessful, due primarily to excess hydrogen sulfide and iron in the feed water and low operating temperatures, which resulted in repeated fouling of the membrane.

15. SUBJECT TERMS
produced water purification, membrane technology, ultrafiltration, nanofiltration, reverse osmosis

16. SECURITY CLASSIFICATION OF:			17. LIMITATION OF ABSTRACT	18. NUMBER OF PAGES	19a. NAME OF RESPONSIBLE PERSON
a. REPORT	b. ABSTRACT	a. THIS PAGE	SAR	178	19b. TELEPHONE NUMBER *(Include area code)*
U	U	U			303-445-

Standard Form 298 (Rev. 8/98)
Prescribed by ANSI Std. Z39.18

Desalination and Water Purification Research and Development Program Report No. 136

Membrane Technology for Recovery of Produced Water

Prepared for the Bureau of Reclamation Under Agreement No. 04-FC-81-1060

by

Allen Bierle
Western Environmental Management Corp. LTD
Carlsbad, New Mexico

U.S. Department of the Interior
Bureau of Reclamation
Technical Service Center
Denver, Colorado

December 2009

MISSION STATEMENTS

The U.S. Department of the Interior protects America's natural resources and heritage, honors our cultures and tribal communities, and supplies the energy to power our future.

The mission of the Bureau of Reclamation is to manage, develop, and protect water and related resources in an environmentally and economically sound manner in the interest of the American public.

Disclaimer

The views, analyses, recommendations, and conclusions in this report are those of the authors and do not represent official or unofficial policies or opinions of the U.S. Government, and the United States takes no position with regard to any findings, conclusions, or recommendations made. As such, mention of trade names or commercial products does not constitute their endorsement by the U.S. Government.

Acknowledgment

Thanks to the Desalination and Water Purification Research and Development Program of the Bureau of Reclamation for sponsoring this research.

ACRONYMS AND ABBREVIATIONS

atm	atmospheres
EDS	energy-dispersive X-ray spectroscopy
EDTA	ethylenediaminetetraacetic acid
EDXRF	energy-dispersive X-ray fluorescence spectroscopy
EPA	Environmental Protection Agency
gpm	gallons per minute
ICP	inductively coupled plasma
KWH	kilowatt-hours
MF	microfiltration
mg/L	milligrams per liter
NF	nanofiltration
ppm	parts per million
psi	pounds per square inch
psig	pounds per square inch – gauge
SEM	scanning electron microscopy
UF	ultrafiltration
°F	degrees Fahrenheit

CONTENTS

Executive Summary 1
Background 3
Conclusions and Recommendations 3
Objectives 4
Site Information 5
Process Equipment/Technology 5
    Ultrafiltration 5
    Nanofiltration 7
    Reverse Osmosis 7
    Return Water System 10
Discussion 10

Appendix A — Fouling Characteristics of Produced Water in Membrane Filtration
Appendix B — Membrane Technology for Purification of Produced Water — Interim Report
Appendix C — Membrane Technology for Produced Water Pilot Program — Data Log Sheet
Appendix D — Cardinal Laboratories Analytical Report

Figures

Page
Figure 1. Schematic diagram of the ultrafiltration system. 6
Figure 2. Schematic diagram of the nanofiltration system. 8
Figure 3. Schematic diagram of the reverse osmosis system. 9
Figure 4. Schematic diagram of the return water system. 11

EXECUTIVE SUMMARY

The objective of this study was to evaluate the effectiveness of the membrane technology process for the purification of produced water derived from oil and natural gas extraction. It documents demonstration activities, presents demonstration data, and provides results of the performance of the membranes in a research pilot-scale (continuous flow) purification process of produced water at a facility in southeastern New Mexico. The pilot study was designed to test a three-step process:

1. Ultrafiltration (using membranes patented by GE Osmonics, Inc.) for the removal and recovery of nondissolved hydrocarbons, followed by
2. Nanofiltration for the removal of divalent ions, followed by
3. Reverse osmosis for the removal of salts (monovalent ions), with the goal of producing water suitable for irrigation.

The results of the pilot plant study were inconclusive, as the ultrafiltration (UF) membrane system did not operate successfully. The problems experienced with the UF unit are described below:

1. **Hydrogen Sulfide**
   The hydrogen sulfide level in the produced water was 10 times the level originally anticipated (320 ppm versus 65 ppm). This eliminated the planned use of air stripping to remove the hydrogen sulfide since the emission level was at a point that would have required a process recovery system with an air emission permit.

2. **Iron**
   Iron in the produced water was solubilized by adding sulfuric acid and operating at a pH of 6.0–6.5. At this pH and with the high hydrogen sulfide levels, the concentration of organic sulfides probably exceeded concentrations known to have caused membrane fouling in previous operations. Also, some sulfur formation apparently contributed to fouling of the membranes. Normally, experience has shown sulfur to form at a lower pH, but the high hydrogen sulfide content and localized areas of low pH should be addressed in future projects. EDTA also was added in an attempt to minimize iron fouling, but the system did not operate long enough to evaluate whether performance results were satisfactory.

   A report discussing the fouling characteristics of produced water (provided by Sandia Laboratories) is attached in Appendix A. This report indicates that an acceptable operating range of pH to prevent sulfur precipitation and/or calcite fouling would be very small—potentially in the range of 6.1–6.5. If iron (Fe) is present at levels greater than 1.0 ppm, troilite (FeS)

would be formed down to a pH of 5.5 and would cause fouling. The Sandia report is provided as information for future experiments in applying membrane technology to the purification of produced water.

3. **Produced Water Temperature**
   The temperature of the produced water was consistently below 70 °F; hence the oils and tars were extremely viscous, which resulted in the fouling of the membranes. Previous work was completed at temperatures of 110–120 °F and higher. An addendum to the pilot plant project to install a heating system for the produced water was approved, but due to the timing of the overall project, Yates Petroleum denied permission to continue testing at the site, and the pilot plant had to be removed.

The nanofiltration system and the reverse osmosis system were not operated on produced water since the ultrafiltration system could not be operated for a consistent time period sufficient to produce suitable feed water for these units.

The final results of this pilot plant program did not meet the objectives defined in the grant. The process recommendations for any future work are provided in the Recommendations section of this report.

BACKGROUND

Produced water from the oil and natural gas industry is a resource that has not been used in southeastern New Mexico as a potential supply of water to replace the decline of other water sources in this area. Previous efforts to purify the produced water have been unsuccessful due to the presence of the hydrocarbons and hydrogen sulfide in this water and the lack of a feasible and economical process for their effective removal to an acceptable level for agricultural water use.

Membrane technology, in particular, has thus far been unable to cost effectively remove the oil and hydrocarbons in the produced water. The removal of the oils required non-membrane treatment procedures before membrane technology could be applied. This treatment step has been considered as potentially the most difficult and one of the most costly in the overall purification of produced water.

GE Osmonics' newly developed M-Series ultrafiltration membranes have been demonstrated to be successful in reducing the oil and grease levels in water to acceptable EPA environmental standards. This membrane technology has the potential for creating a feasible process to remove the insoluble hydrocarbons from the produced water. If these membranes can efficiently separate the hydrocarbons and have a sufficiently long lifespan, they could be cost effective due to the low energy requirements and reasonable maintenance costs of this process.

The purpose of this report is to document the demonstration activities, present demonstration data, and provide evaluation results on performance of the membrane technology in the research pilot-scale (continuous flow) purification process of produced water.

The funding of this project has been provided by the Bureau of Reclamation, Agreement # 04-FC-81-1060.

CONCLUSIONS AND RECOMMENDATIONS

The conclusions and recommendations for future work in the use of membrane technology in the purification of produced water are provided below.

1. For a membrane system to operate successfully on produced water, the water must be at a minimum operating temperature of 125–140 °F. The performance of the UF membranes at this temperature had not been affected by hydrocarbon fouling in previous work. See attached report in Appendix B.

2. For a membrane system to operate successfully on produced water, the water must have a minimum or essentially zero contamination of hydrogen sulfide. Any hydrogen sulfide present should be removed prior to the ultrafiltration process. Any hydrogen sulfide can result in the formation of sulfur or organic sulfides that can cause filter and membrane fouling. See attached report in Appendix B for additional comments regarding sulfide fouling in membrane systems.

OBJECTIVES

The objectives of this grant were to evaluate the membrane technology process for purification of produced water for the following items:

1. Verification/proving the use of the ultrafiltration membrane technology for the removal and recovery of non-dissolved hydrocarbons in produced water. The removal of oils/hydrocarbons from the produced water is a process step that has required a high level of complex chemical process steps based on the use of "standard" chemical separation technology. The ultrafiltration membrane technology that will be used is a special hydrophilic membrane that has been developed specifically for oil-water systems. The structure of the membrane is patented by GE Osmonics, Inc., and they are a cost-sharing partner in this application.

2. Verification/proving the use of the nanofiltration membrane technology for the removal of divalent ions in produced water. The removal of divalent ions (calcium, magnesium, carbonates, and sulfates) as a separate step can be accomplished at lower pressures to provide improved economics for the purification of produced waters. The nanofiltration permeate would have sodium chloride as its primary remaining solute, and it would be the feed to the reverse osmosis unit. The recovery of water through a two-step process has the advantages of (a) improved economics due to the lower operating pressure of the first stage, (b) higher potential water recovery rates, and (c) the production of brine water from the final stage that has potential value to the oil and gas drilling industry.

3. Verification/proving the use of reverse osmosis membrane technology for the removal of salts (monovalent ions) in produced water. The removal of the remaining salts from the nanofiltration permeate stream is required to meet the salinity requirements for agricultural use and for some industrial uses for this water. This application will be similar to the desalination of sea water.

4. Obtain sufficient operating results from this pilot plant to provide adequate scale sizing data for the technical staff at GE Osmonics to design a full-scale demonstration plant.

5. Obtain research/operating data for each stage of the membrane technology to provide preliminary feasibility costs for the production of usable water from produced water.

6. Obtain research/maintenance data to predict preliminary maintenance costs for the production of usable water from produced water.

SITE INFORMATION

Facility:	Membrane Research Pilot Plant
Location:	Yates Monsanto Disposal Well Site, Eddy County, New Mexico
Type of Action:	Membrane Technology Demonstration
Technology:	Produced water pretreatment with membrane technology
Period of Operation:	October 2008 – March 2009

The produced water for the demonstration plant is a combination of produced waters received by pipeline and truck directly to storage tanks located at the disposal well site. This disposal well is located in Eddy County, New Mexico, approximately 6 miles west of the intersection of U.S. Highway 285 and Rock Daisy Rd. (CR 23). This intersection is located about 18 miles north of Carlsbad, NM.

The Monsanto Disposal Well Site is a produced water disposal site. The produced water is received via pipeline and truck from various gas and oil producing wells in the area. The produced water is received into various tanks at the site, and the resulting produced water mixture is pumped to the disposal well for injection into the ground.

PROCESS EQUIPMENT/TECHNOLOGY

The process equipment and technology used in each step of this study are described below. All membranes were manufactured by GE Osmonics.

Ultrafiltration

The ultrafiltration unit consisted of a two-pass membrane system with two 8-inch membranes in each pass. The membranes were preceded with a 50-micron cartridge filter. A drawing of the ultrafiltration system is provided as Figure 1.

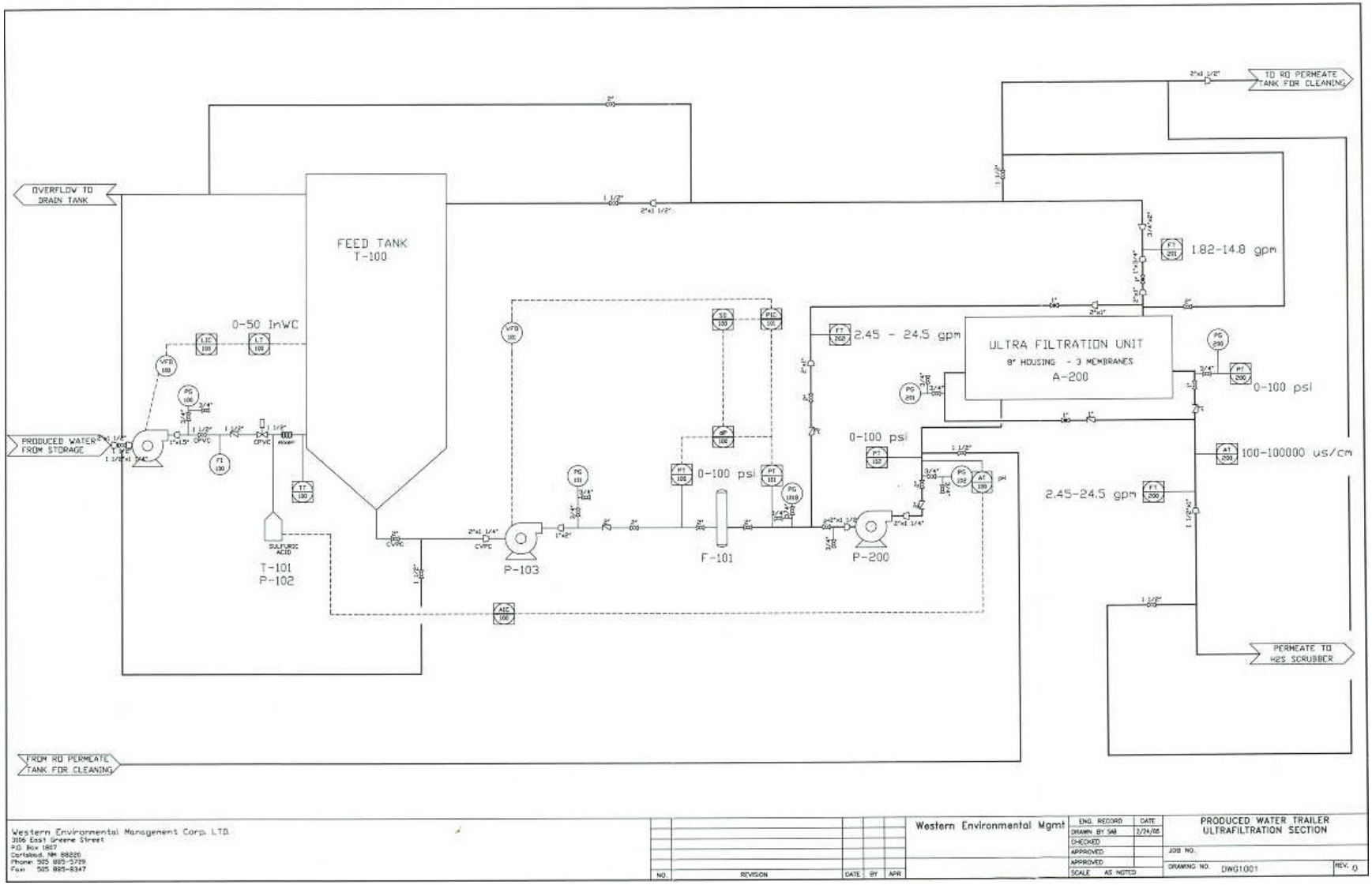

Figure 1. Schematic diagram of the ultrafiltration system.

The ultrafiltration process began by taking a slip-stream of produced water from the produced water tank feeding the injection well pump. This slip-stream was adjusted to a pH of 6.1–6.5 with sulfuric acid and fed to a tank for the separation of slugs of hydrocarbons, which were allowed to overflow to the water return system. The produced water was then pumped through a 50-micron cartridge filter to the ultrafiltration feed pump. The ultrafiltration pump provided the produced water to the membranes at a pressure of 60 psig. The permeate flow through the membranes was designed to hold steady at 15 gpm. The concentrate flow from the unit was designed to range during the test from a high of 5 to a low of two 2 gpm. The permeate was used as the feed to the nanofiltration process, and the concentrate was sent to the water return system.

Nanofiltration

The nanofiltration unit consisted of a one-pass membrane system with two 8-inch membranes. The membranes were preceded by a 5-micron cartridge filter. A drawing of the nanofiltration system is provided as Figure 2.

The nanofiltration process used the permeate water from the ultrafiltration system as the feed water. A membrane scale inhibitor was injected into the feed water, which was then pumped from the ultrafiltration permeate storage tank by a booster pump, at a pressure of 40–50 psig, through a 5-micron cartridge filter to the nanofiltration feed pump. The nanofiltration feed pump provided the feed water to the membranes at a pressure of 125–175 psig. The flow rate through the membranes was designed for a permeate flow of 10.0 gpm and a concentrate flow of 5.0 gpm. The permeate flow was fed to the nanofiltration permeate storage tank and used as feed water to the reverse osmosis unit. The concentrate was sent to the return water system.

Reverse Osmosis

The reverse osmosis unit consisted of a one-pass membrane system with two 8-inch membranes. The membranes were preceded by a 5-micron cartridge filter. A drawing of the reverse osmosis system is provided as Figure 3.

The reverse osmosis process used the permeate from the nanofiltration system as the feed water. The feed water was pumped from the nanofiltration permeate storage tank by a booster pump, at a pressure of 40–50 psig, through a 5-micron cartridge filter to the reverse osmosis feed pump. The reverse osmosis feed pump provided the feed water to the membranes at a pressure of 400–600 psig. The flow rate through the membranes was adjusted to hold a permeate flow of 10 gpm and a concentrate flow of 3 gpm. The permeate flow was fed to the reverse osmosis permeate storage tank (membrane cleaning tank) and allowed to overflow to the return water system. The concentrate was sent to the return water system.

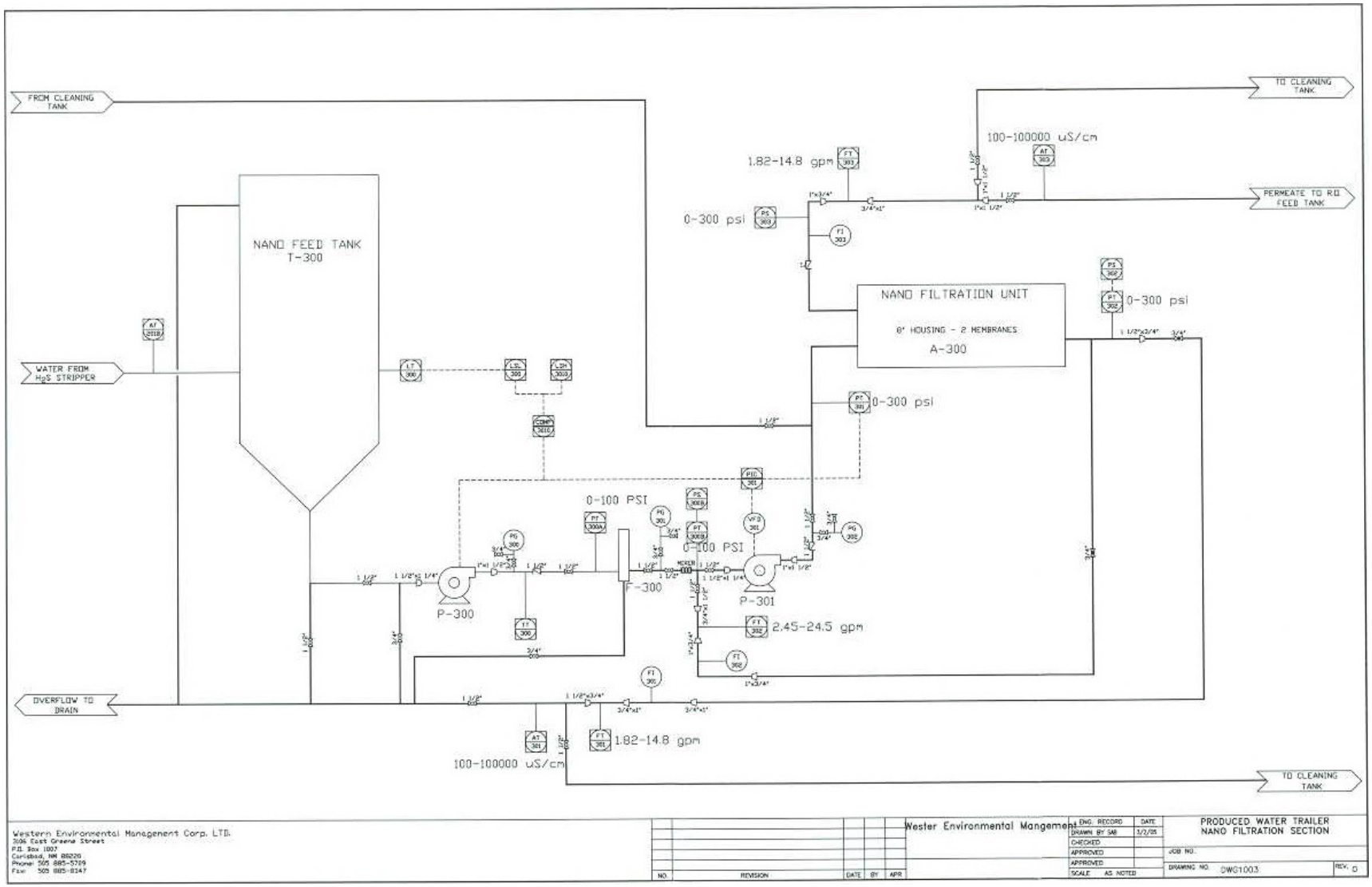

Figure 2. Schematic diagram of the nanofiltration system.

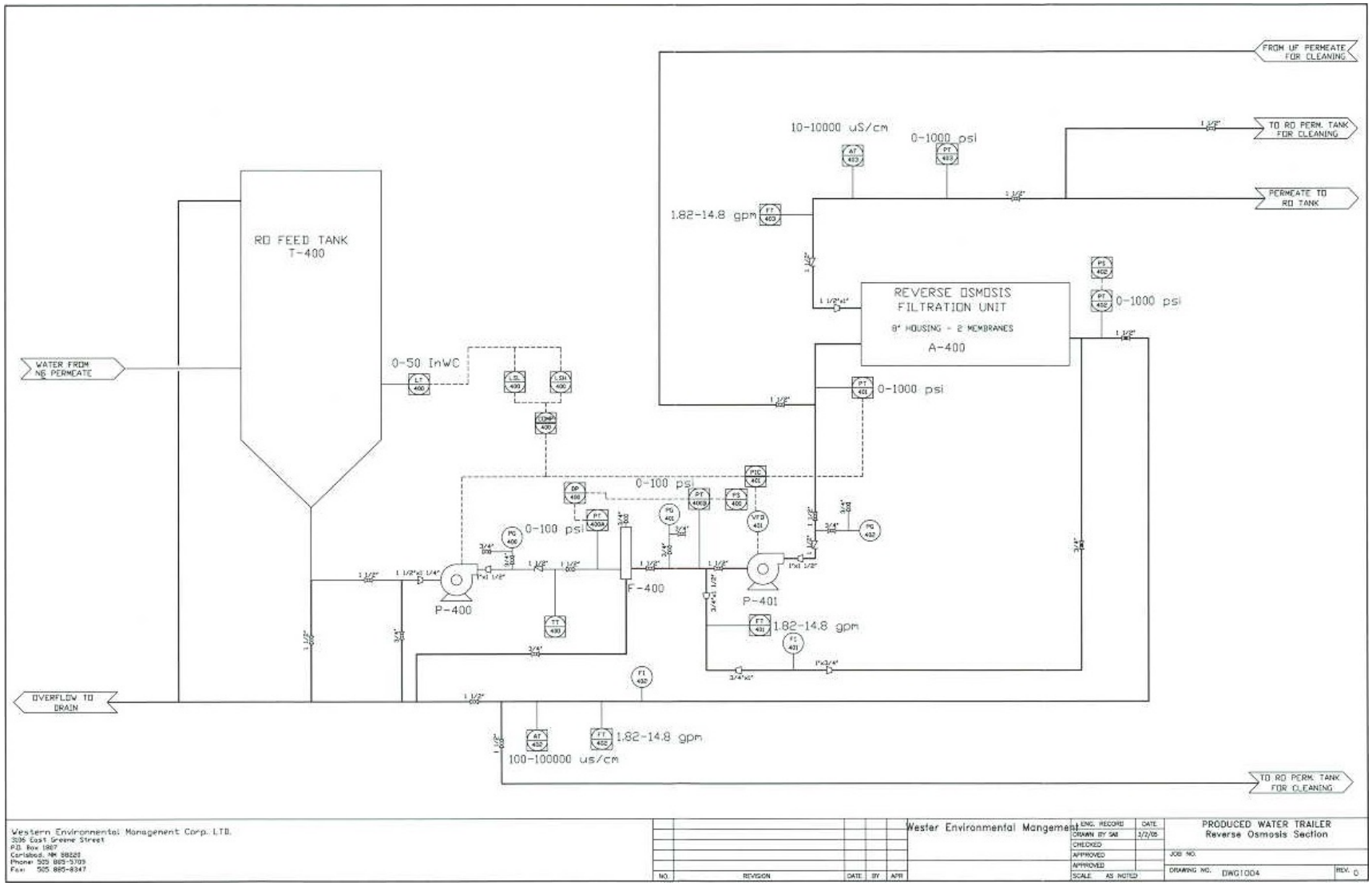

Figure 3. Schematic diagram of the reverse osmosis system.

Return Water System

The return water system consisted of a 12,000-gallon tank with a pump to return both the filtrate and the concentrate to the produced water tank at the well site that the water was originally removed from. The water was dumped based on level control into the return water tank. A drawing of the return water system is provided as Figure 4.

DISCUSSION

The following sequence of events occurred during the attempts to operate the ultrafiltration system.

1. The pilot plant was installed and an operational checkout was completed during February and March, 2007. The system operated continuously for about 10 days from March 30th through April 11th on potable water to simulate and verify process controls and trips.
2. The system was started on produced water on April 11, 2007. The log sheet data generated by the on-line computer monitoring system is attached in Appendix C.
3. The system was operated as described below from April 11 through June 13, 2007:
    a. The UF system operated for a period of about 9 days (April 11 through April 20, 2007). During this time period, fouling of the UF membranes was noted. The fouling rate appeared to be lower during the initial operation, but an increased fouling rate was noted after the chemical for removing hydrogen sulfide from the produced water was added. The system was allowed to operate during this time period even at low permeate flow rates and high differential pressure across the UF membrane. Note: The permeate flow meter was not recording on the data collection system; therefore, the actual permeate rates are not available.
    b. The system was shut down on April 20th. The membranes were cleaned with a caustic solution and a high-pH proprietary cleaner (specific for organics). Sulfur was noted in the prefilters and in the cleaning solution. Discussion with the manufacturer of the hydrogen sulfide removal chemical verified that sulfur was being formed as a result of the reaction at the reduced pH and the presence of sulfuric acid. It was decided to use EDTA to chelate the iron to keep it in solution and to discontinue the use of sulfuric acid and the potential production of sulfur in the hydrogen sulfide removal process.

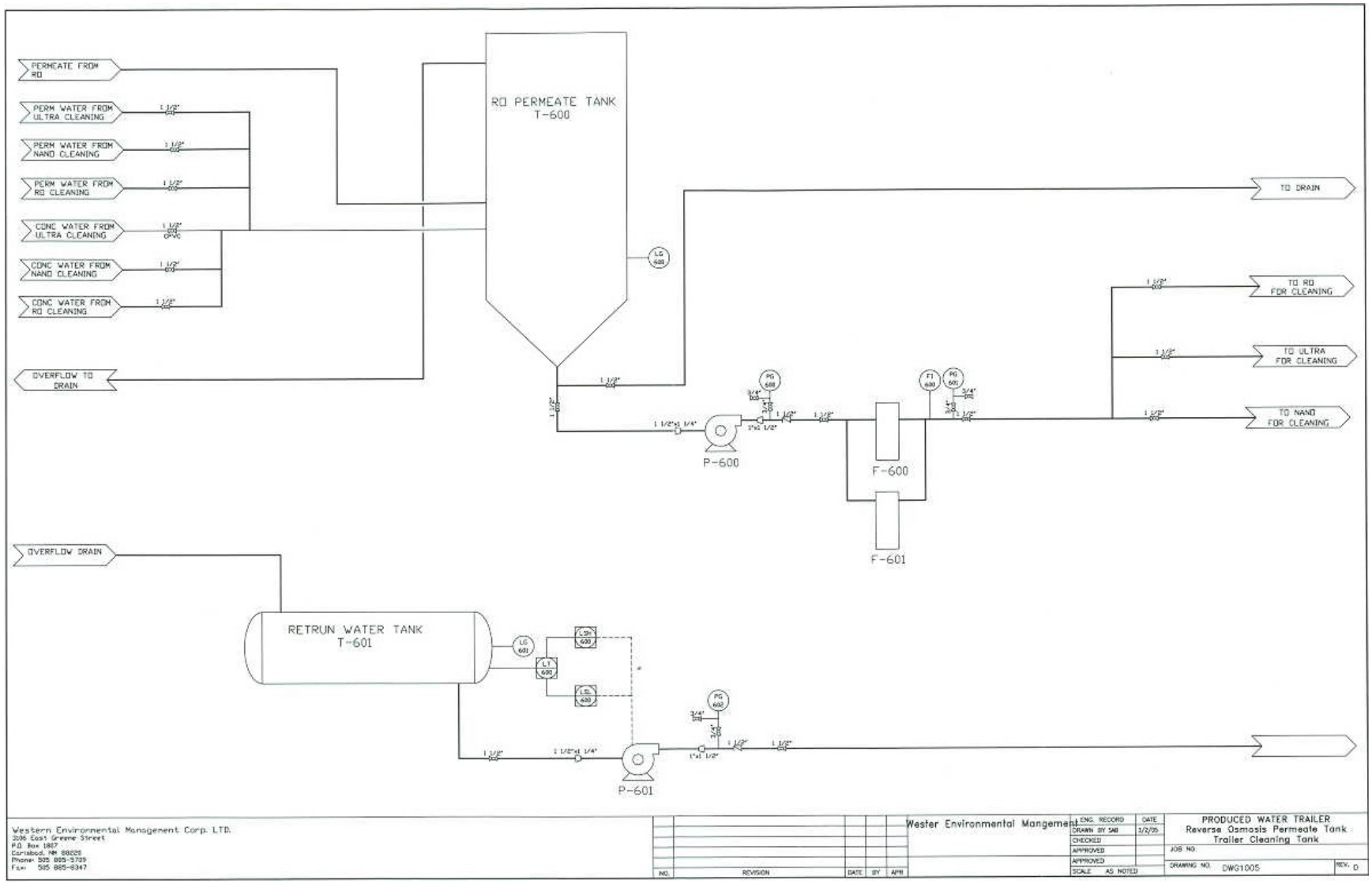

Figure 4. Schematic diagram of the return water system.

c. The system was restarted on May 19th with a permeate flow rate of 12 gpm and a differential pressure of ~11 psi. The differential pressure increased to ~50 psi and the permeate flow declined to 2–3 gpm in approximately 24 hours. The system was again shut down on May 22nd, and the membranes were cleaned with a high-pH proprietary cleaner and a low-pH proprietary cleaner.

d. The unit was started again on June 2nd, but the UF feed pump was not running. The system apparently had been struck by lightning, causing the variable-frequency drive and the motor to fail.

4. The system was next started on October 21, 2007. The system upon startup indicated that the fouling of the membranes had not been removed by the cleaning process. Also, permeate samples showed oil present, indicating the membranes had failed and would require replacement. The unit was shut down on October 31, 2007.

5. The unit was started again on January 1, 2008, following replacement of the membranes. It was started using sulfuric acid to control the pH of the produced water to the UF unit. No other chemicals were added to the system. The system started with a permeate flow of 12 gpm with a differential pressure of ~11 psi. Within 24 hours, the differential pressure had increased to ~40 psi, indicating severe fouling of the membranes during this short time period. The produced water temperature was 60–65 °F. The produced water differential pressure across the membrane (inlet pressure minus concentrate pressure) did not show an increase; therefore, it was concluded that the fouling was film fouling of the membrane surface. The unit was shut down again on January 6th. The poor operating performance was attributed to the low operating temperature of 60–65 °F.

   A sample of the produced water was submitted to Cardinal Laboratories to determine if the water being received at the disposal well site may have originated from a drilling rig. The produced water was analyzed for barium and strontium. The results showed less than 5 ppm barium and 122 ppm strontium, which indicates that the water did not come from drilling rigs. The actual analytical report is in Appendix D.

Appendix A

Fouling Characteristics of Produced Water in Membrane Filtration

Sandia National Laboratories
Carlsbad, New Mexico

Draft Report
November 19, 2004

Introduction

A Membrane Research Pilot Plant was operated near a Devon Energy Production Company Well - Levers 2, Federal 1. This well is located in Eddy County, New Mexico approximately one (1) mile east of the intersection of US Highway 285 and NM 137. This intersection is located about twelve (12) miles north of Carlsbad, NM.

The Devon Well is a natural gas producing well. The approximate quantity of produced water generated at this facility is 5000 barrels per day. The process for recovery of the produced water consists of separation from the natural gas stream followed by gravitational separation of oil from the produced water stream. The resulting produced water is pumped to intermediate storage prior to being pumped for injection into the ground at the level initially removed by the natural gas producing well. The pilot plant is designed to evaluate a process for desalinating this water for beneficial use, while relieving the need to reinject. Although reinjection is often necessary to maintain reservoir pressure, it is expensive to reinject all of the water produced from a well. In addition, the produced water is more and more seen as a resource in the arid west. The membranes used during this demonstration were developed by GE Osmonics, USA of Minnetonka, Minnesota.

Purpose

Pilot testing proved that the ultrafiltration membranes were very effective for hydrocarbon removal and this is a very important accomplishment, since the subsequent nanofiltration and reverse osmosis membranes (used for dissolved salt removal) are intolerant to appreciable amounts of organic compounds [1]. During the course of operation however the nanofiltration membranes that process the UF permeate showed increased differential pressure drop due to membranre fouling. Analyses of a dark precipitate believed to be the fouling substance was then carried out. Section 1 below is a discussion of the analytical chemistry results for the precipitate and Section 2 is a discussion of a geochemical modeling analysis of the incoming produced water. The purpose of this paper is to present the modeling information in the hope of prescribing operational conditions that will solve the nanofiltration fouling. Modeling results shown in section 2 are equilibrium values and therefore imply a system in equilibrium.

Technology Description

The process equipment/technology used in the pilot study is provided below. All equipment was provided by GE Osmonics. Four basic unit operations comprise the system.

1. Ultra Filtration – The membrane used in this process step is the GE Osmonics M-Class membrane specifically designed to remove oil, grease, and non-dissolved hydrocarbons from water.

2. Nano Filtration – The membranes used in this process step were provided by GE Osmonics. The membranes are designed to remove the divalent ions such as calcium, magnesium, sulfate, carbonate, etc. from the produced water.

3. Reverse Osmosis – The membranes used in this process step were provided by GE Osmonics. The membranes are designed to remove 90 – 96% of all remaining salts from the permeate in the nano filtration process.

4. Return water system

Ultra Filtration

The ultra filtration unit consisted of a three pass membrane system with two (2) - four (4) inch membranes in each pass. The membranes were preceded with a 75 micron cartridge filter followed by a 10 micron cartridge filter. The ultra filtration process consisted of taking a slip stream of produced water from the produced water tank feeding the injection well pump. This slip stream was adjusted to a pH of 6.1 - 6.5 with sulfuric acid and fed to a tank for separation of slugs of hydrocarbons which were allowed to overflow to the water return system. The produced water was pumped through a 75 micron cartridge filter and a 10 micron cartridge filter and to the ultra filtration feed pump. The ultra filtration pump provided the produced water to the membranes at a pressure of 60 psig. The flow through the membranes was adjusted to hold a permeate flow of five (5) gpm. The concentrate flow from the unit was varied during the test from a high of three (3) gpm to a low of 1.5 gpm. The permeate was used as feed to the nano filtration process and the concentrate was sent to the water return system.

Nano Filtration

The nano filtration unit consisted of a two pass membrane system with two (2) - four (4) inch membranes in each pass. The membranes were preceded with a 5 micron cartridge filter. The nano filtration process uses the permeate from the ultra filtration system as the feed water. A membrane scale inhibitor is injected in the feed water to the nano filtration unit. The feed water to the nano filtration unit is pumped from the ultra filtration permeate storage tank by a booster pump to a pressure of 40 – 50 psig through a 5 micron cartridge filter and to the nano filtration feed pump. The nano filtration feed pump provides the feed water to the membranes at a pressure of 125-175 psig. The flow rate through the membranes was adjusted to hold a permeate flow of 3.0 gpm and a concentrate flow of 2.0 gpm. The permeate flow was fed to the nano filtration permeate storage tank and used as make-up to the reverse osmosis unit. The concentrate was sent to the return water system.

Reverse Osmosis

The reverse osmosis unit consisted of a two pass membrane system with one (1) – four (4) inch membrane in each pass. The membranes were preceded with a 5 micron cartridge filter. A drawing of the reverse osmosis unit is provided in Appendix 1.

The reverse osmosis process uses the permeate from the nano filtration system as the feed water. The feed water to the reverse osmosis unit is pumped from the nano filtration permeate storage tank by a booster pump to a pressure of 40–50 psig through a 5 micron cartridge filter and to the reverse osmosis feed pump. The reverse osmosis feed pump provides the feed water to the membranes at a pressure of 400–600 psig. The flow rate through the membranes was adjusted to hold a permeate flow of 2.0 gpm and a concentrate flow of 1.0 gpm. The permeate flow was fed to the reverse osmosis permeate storage tank (membrane cleaning tank) and allowed to overflow to the return water system. The concentrate was sent to the return water system.

Return Water System

The return water system consisted of a 20,000 gallon tank with a pump to circulate/mix the permeate and concentrate water from the three membranes systems. The water is then returned to the produced water tank at the well site that the water was originally removed from.

Section 1 Nano Filtration Operation and Foulant Analysis

The operation of the nano filtration unit was intermittent during the test period. Due to the feed pump on this unit, a large recycle stream was required to maintain proper operating parameters for this pump. This caused a large pressure drop to develop across the recycle valve producing what appeared to be an organic sulfide material. This material was an insoluble black substance that resulted in the fouling of the nano filtration membranes. This sulfide material appeared to be produced at any point where a significant differential pressure occurred in the system or oxygen was allowed to contact the produced water. A qualitative analysis of this material was performed and the results show the presence of C-6 to C-12 hydrocarbons which is consistent with anticipated results. Higher hydrocarbon chains would have been removed by the ultra filtration membranes and lower hydrocarbon chains would have been too volatile to remain in the water sample.

It is suspected that the high level of H_2S (270 ppm) in the water may possibly lead to precipitation of iron sulfide in the NF membranes, and the analysis of three additional precipitate samples was performed. The three samples were taken at various locations in the process and submitted for inorganic analysis by inductively coupled plasma (ICP). The ICP analysis involves ashing the sample at 875°C and dissolving the ash in acid for analysis. Therefore the elemental analysis by ICP is given in terms of oxide content. These initial precipitate (pre-ashing) samples were subsampled and also tested using a scanning electron microscope equipped with an energy dispersive xray fluorescence spectrometer (SEM/EDXRF). This technique is semiqualitative but advantageously looks at the bulk sample without ashing. The analyses are shown in Table 1.

Table 1. Precipitate Analysis using ICP and SEM/EDXRF

Sample	1-Deposit Between Membrane 1&2	2-Deposit on 1st Membrane In	3-Deposit Inlet 2nd Pass
Loss on Ignition (%)	95	20	36
Ash Content	5	80	64
ICP analysis (as % of Ash)			
Calcium (as CaO)	4.7	0.9	2.7
Iron (as Fe_2O_3)	42	56	52
Nickel (as NiO)	4.7	3.6	1.3
Chromium (as Cr_2O_3)	9.8	4.9	4.7
Sulfur (as SO_3)	7.5	1.3	8.2
SEM / EDXRF (% norm)			
Sulfur (as S)	96	27	27
Iron (as Fe)	ND	47	42
Chromium (as Cr)	ND	7.4	2
Nickel (as Ni)	ND	1.8	ND

Sample 1-Results in Table 1 indicate that Sample 1 had a high loss on ignition (95%) and the SEM analysis showed that this material was primarily sulfur. Colloidal sulfur would largely be volatalized during the ashing process leaving very little residual for analysis by ICP. This is consistent with the very low ash content. The extractive content of the sample was calculated at 12%, but the analyst attributed this to solvent carryover of sulfur particles since the IR analysis indicated no extractable organic content.

Sample 2 – The loss on ignition for this sample was only 20%, and the ICP analysis showed a high iron content. SEM analysis indicated primarily sulfur and iron, so the sample is primarily an iron sulfide. In section 2 below it is postulated that this sample is mainly FeS (troilite). Nickel and chromium indicate the presence of some stainless steel corrosion products.

Sample 3 – The loss on ignition for this sample is 36% and the ICP analysis again showed a high iron content. Again SEM analysis indicated that this sample is an iron sulfide (postulated to be FeS). Nickel and chromium indicate presence of stainless steel corrosion products.

The identity of the precipitate from the process helps give some insight into the chemical conditions existing in the pilot plant membrane filtration equipment and may lead to modifications that can eliminate the NF fouling problem. It is well known that the solubility of H_2S in water is highly pH dependent, so a geochemical modeling program was used to look at equilibrium interactions between iron, hydrogen sulfide and calcium. Section 2 describes this work and the assumptions and rationale for analysis.

Section 2 Geochemical Modeling of Produced Water

The starting fluid chemistry used for this analysis was:

Cations:	milligrams/liter
Na	3434
Ca	600
Mg	171
Anions	
Cl^-	4456
$SO_4^=$	2658
$CO_3^=$	132
HCO_3^-	488
Other Relevant Constituents:	
pH	8.64
H_2S	270 ppm
Fe	0.1 ppm

Summary:

The main conclusions that arise from the geochemical modeling of this system can be illustrated using a two-step approach (details of model construction are presented below). In the first step (results not shown) enough NaOH was added to the starting brine to actually raise the pH to about 8.6 (the value of record), with no H_2S being lost from the system. The necessity for this adjustment is also addressed in the next section of this report. In the second step (results shown) HCl was added (again with no H_2S loss) so that the behavior of the system could be studied over the entire pH range of interest. This resulted in the following picture (Figs. 1–3):

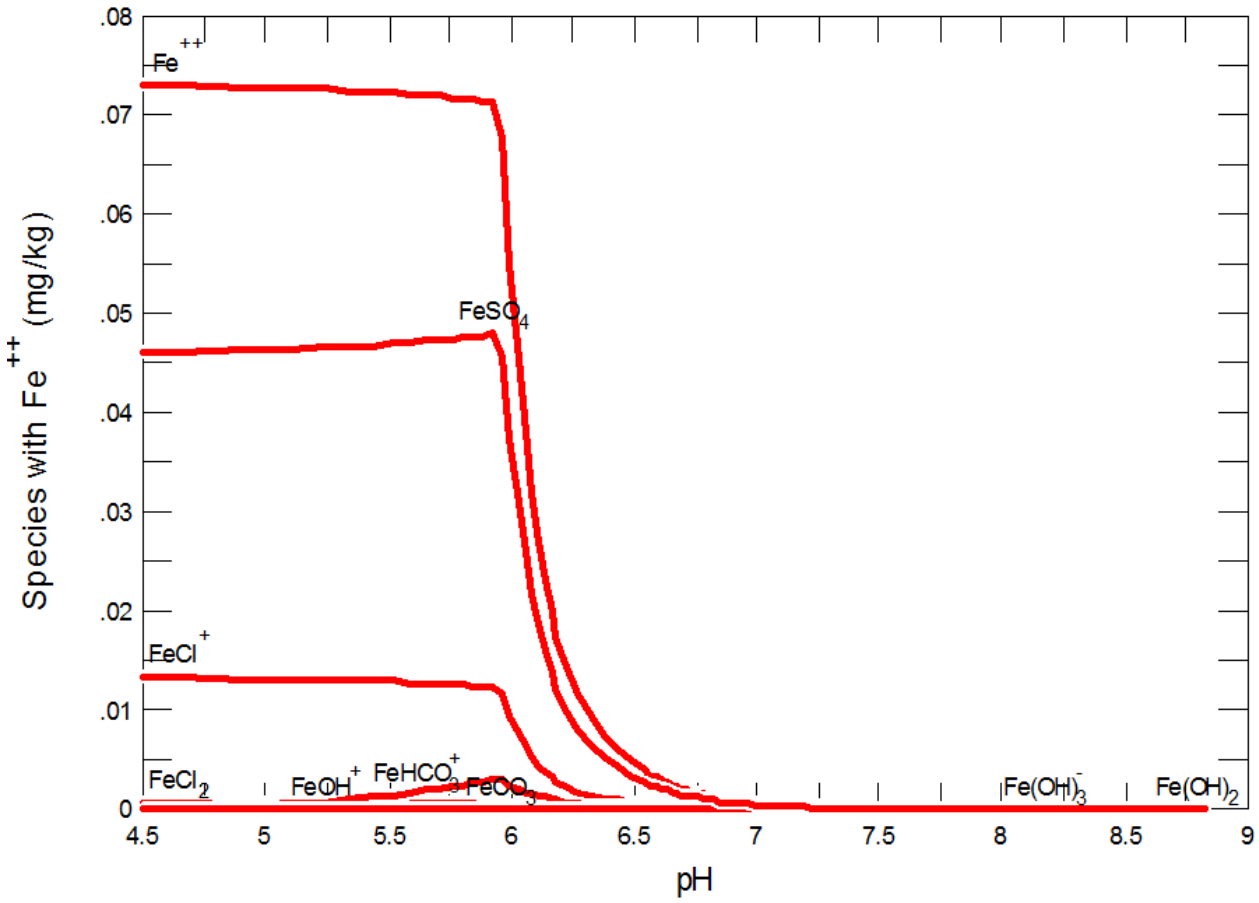

Fig. 1 Solubility of iron as a function of pH: Adding acid will not start mobilizing any precipitated iron sulfide until the pH drops below about 6.5, assuming an initial Fe^{++} concentration is 0.1 ppm (the tabulated value). Also note the relative importance of the three principal dissolved iron species. Although Fe^{++} predominates here, in more concentrated brines $FeSO_4{}^0{}_{(aq)}$ or $FeCl^+{}_{(aq)}$ species may dominate, in which case brine chemistry would influence iron mobility In this relatively dilute fluid, however, the only significant impact of brine chemistry is how it will effect the values assumed by the activity coefficients.

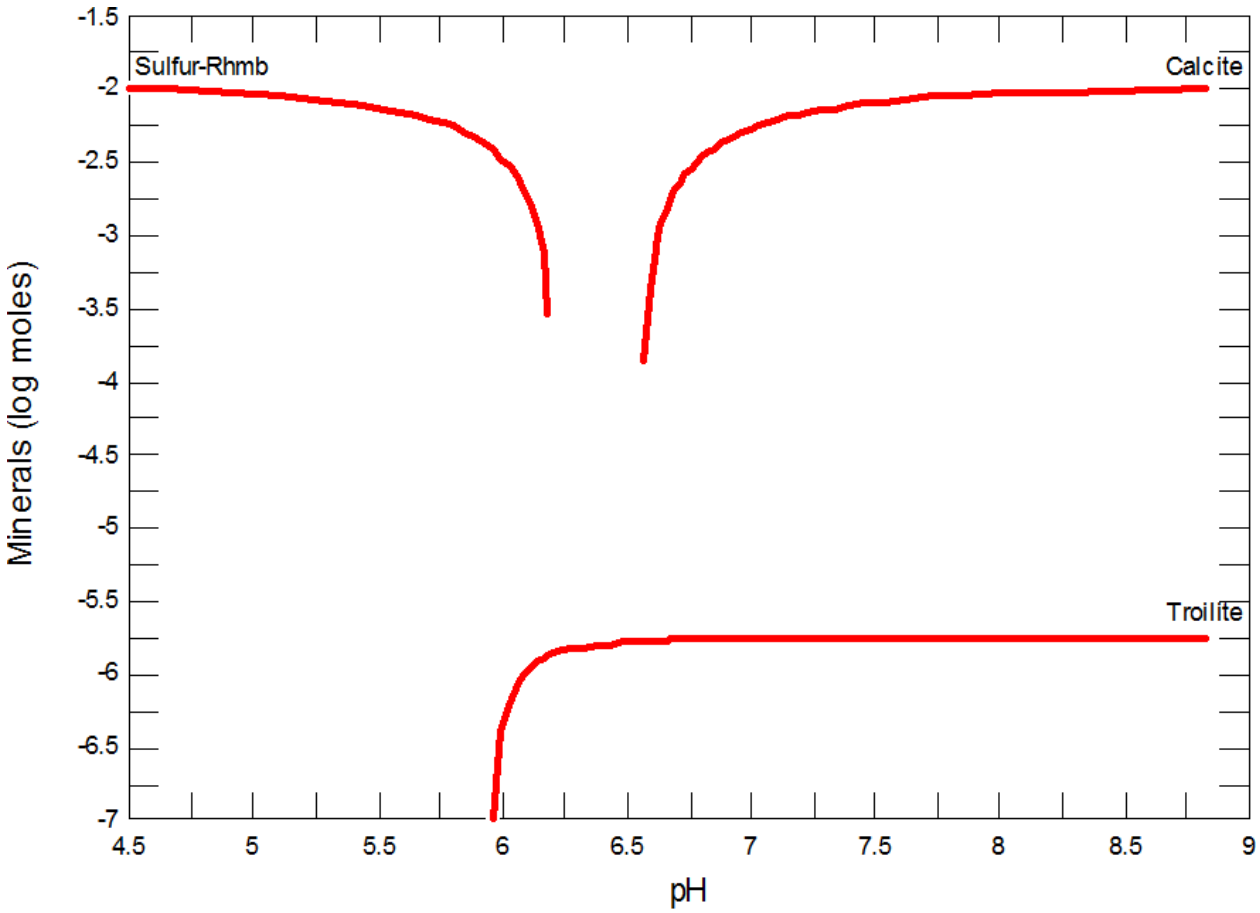

Fig. 2: Minerals that may plug filters as a function of pH: There is only a narrow pH range where, *in the absence of prior venting of H_2S*, it would be possible to operate a filter without it becoming plugged by either calcite (high pH) or colloidal elemental sulfur (low pH). The behavior of troilite (FeS) is subject to the assumed initial Fe^{++} concentration in the fluid. This diagram illustrates the behavior for the given value of 0.1 ppm Fe. If the level is raised to 1.0 ppm then troilite persists down to a pH of 5.5. Alternatively, if Fe^{++} is decreased to 0.01 ppm troilite is not present below a pH of 6.75.

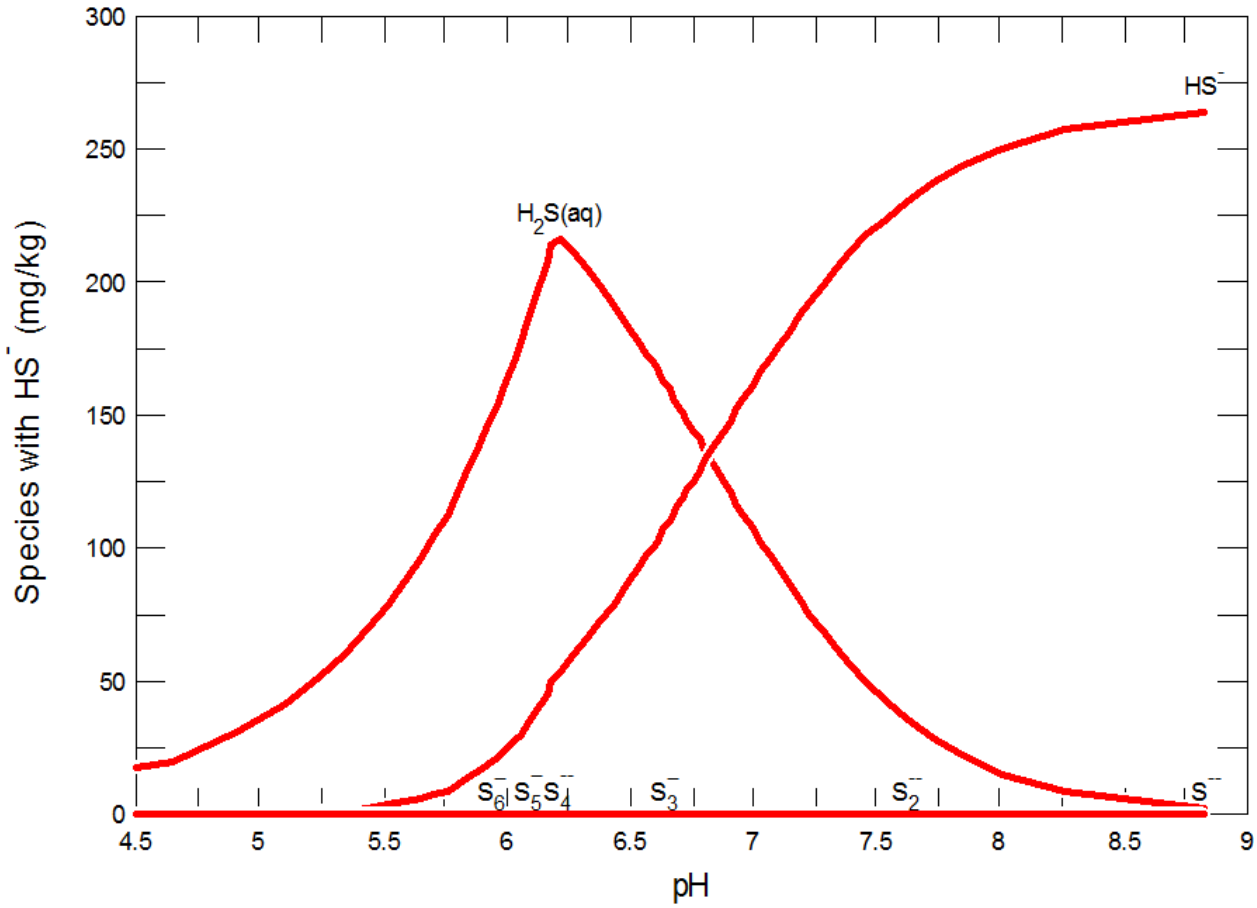

Fig. 3: Availability of H_2S for sparging as a function of pH: Although the diagram clearly implies that the maximum amount of spargable H_2S will be found at about a pH of 6, nature is, in fact, somewhat more complex. The decrease in aqueous H_2S below a pH of 6.1 reflects the removal of sulfur from the fluid as a solid, while above this pH the decrease reflects the substitution of dissolved HS^-. Thus, in the latter case the sulfide content in the solution continues to be problematic, while in the former the water quality improves significantly, though filter plugging may still present problems. It is also relevant to point out that below a pH of 5.5 essentially all of the sulfide that does remain in solution would be as H_2S and, thus, readily susceptible to sparging with nitrogen gas.

Discussion

Before modeling the changes that would occur when acid was added to the fluid it was first necessary to address several problems inherent in the analysis. The problems principally arise from the fact that various aspects of the analysis indicate significant departures from equilibrium, and the model employed assumes the system is at equilibrium. The resolution of these problems is discussed below. The impact of H_2S sparging without an acidification step is also briefly addressed.

Beyond accommodating the occurrence of sulfide and sulfate in the same system (which was treated by decoupling the redox reactions connecting the two) there were several important sources of disequilibrium that needed to be addressed before the solution could be modeled.

a. The pH is inconsistent with both the listed carbonate to bicarbonate ratio and the tabulated amount of hydrogen sulfide in the original analysis. The carbonate problem was treated by noting that at the given pH of 8.67 the great preponderance of carbonate would exist as bicarbonate. Consequently the total carbon inventory of the fluid was entered into the model as bicarbonate. Similarly, at this pH the great preponderance of hydrogen sulfide species would exist as HS^-, not $H_2S(aq)$, so the model was also constructed with all the sulfide inventory being initially entered as HS^-.

b. Having corrected the basic identities of the input species it was then found that the resulting pH should be near to 6.95 rather than the tabulated value of 8.64. It was thought that one possible explanation might be that H_2S had been lost from the solution prior to making the pH measurement. However, when this process is modeled it was found that removing essentially the entire sulfide content by off-gassing H_2S only raises the pH to slightly below 8.0. Thus, to actually obtain the tabulated pH it was necessary to supplement the model by adding a small amount of NaOH.

c. A variety of iron sulfide minerals might be imagined to precipitate as the system approached equilibrium. However SEM-EDS analysis indicated that the black precipitate actually found on some of the filters contained (on a molar or atomic basis) roughly equal proportions of iron and sulfur. Thus in setting up the model the precipitation of iron pyrite (FeS_2) was suppressed; thus, favoring the appearance of troilite (FeS).

d. Initial runs with this fluid chemistry implied that dolomite or magnesite might precipitate. There is a great deal of geologic and experimental evidence indicating that these phases should not precipitate in the time span of just a few days – generally the relevant time frame in the water treatment venue. Thus, dolomite (and its various derivatives) and magnesite were also suppressed. This led to the appearance of calcite, which, in fact, precipitates rapidly even at room temperature. The SEM-EDS analysis of the material actually on the filter gave no indication that the solid contained appreciable amounts of either calcium or

magnesium. Thus, in the field, neither carbonate has actually proven to be a problem in processing the target brine.

It is unclear how a pH of 8.64 was achieved but the trends observed during the out-gassing model are of interest in their own right. Specifically, when the model reduces the partial pressure of H_2S to $10^{-6.1}$ atm (e.g., essentially complete removal) the pH rises to 7.9. Further modeling to accommodate CO_2 losses that would occur as the fluid equilibrated with air only increased the final pH another 0.1 unit (to 8.0). If, instead, one only removes 90% of the H_2S, the partial H_2S pressure in the spurge gas only has to be lowered to about $10^{-2.89}$ atm [0.0013 atm], but the pH then only increases to 7.58. In either case calcite precipitates continuously during the process. Iron sulfide solubility, however, remains essentially unchanged (at a few parts per billion iron) until most of the H_2S is lost — at which point it increases rapidly to around 3 parts per million. Thus, the loss of the H_2S without acidifying would not result in fouling due to precipitation of iron sulfide. Calcite (or possibly a magnesium containing carbonate) precipitation, however, might still be problematic.

Reference

1) T. Hodgkiess, W.T. Hanbury, G.B. Law, T.Y. Al-Ghasham, *Desalination* 138(2001) p283-289.

Appendix B

Membrane Technology for Purification of Produced Water — Interim Report

Western Environmental Management Corp., LTD
Carlsbad, New Mexico

GE Osmonics, Inc.
Minnetonka, Minnesota

August 2004

INTERIM REPORT

MEMBRANE TECHNOLOGY

FOR

PURIFICATION

OF

PRODUCED WATER

Western Environmental Management Corp. LTD

GE Osmonics, Inc.

Final Revision
August 2004

TABLE OF CONTENTS

FOREWORD B3

SUMMARY B4

OBJECTIVE B5

SITE INFORMATION B5

PROCESS EQUIPMENT/TECHNOLOGY B6

DISCUSSION B7

FUTURE TEST WORK B16

APPENDIX I B17

APPENDIX II B20

APPENDIX III B29

FOREWORD

The availability of produced water from the oil/natural gas industry in southeastern New Mexico is a resource that has not been used as a potential supply of water to replace the decline of available water in this area. The technology for purification of the produced water has been primarily limited by the presence of the hydrocarbons in this water and their effective removal to an acceptable level for agriculture water use with a feasible and economical process.

The use of membrane technology in the purification of produced water has been limited by the inability to cost effectively remove the oil and hydrocarbons in the produced water. The removal of the oils required non-membrane treatment procedures before membrane technology could be applied. This treatment step has been considered as potentially the most difficult and economically – one of the most costly in the overall purification of produced water.

The emergence of the GE Osmonics' Ultra Filtration Membranes for the removal of oil and greases from water has been demonstrated to be successful in reducing the oil and grease levels in water to acceptable EPA environmental standards. The application of this membrane technology to the purification of produced water has the potential for creating a feasible process to remove the insoluble hydrocarbons from the produced water. If these membranes demonstrate an efficient method for separation of the hydrocarbons while providing a cost effective lifespan, the technology would provide a feasible method of purifying produced water due to the low energy requirements and reasonable maintenance costs of this process. Western Environmental Management Corp. Ltd. and GE Osmonics, Inc. have combined to demonstrate this technology.

The funding of this project has been provided by the above entities and to date has not had any government grants of funding assistance. The results of this testing has developed interest in the technology and potential government funding is being proposed by Sandia National Laboratories.

The purpose of this report is to document the demonstration activities, present demonstration data, and provide evaluation results on the cost and performance of the membrane technology in the research pilot-scale (continuous flow) purification process of produced water.

SUMMARY

The Membrane Research Pilot Plant was operated from July 5, 2003 through October 11, 2003 (100 Day Test) demonstrating membrane technology in the purification of produced water. The membranes used during this demonstration were developed by GE Osmonics, USA of Minnetonka, Minnesota. The purpose of the preliminary evaluation report is to document the demonstration activities, present demonstration data, and provide evaluation results on the cost and performance of the membrane technology in the purification of produced water. This system was evaluated for analytical and initial operational performance relative to defined performance goals needed for full-scale implementation of this technology.

The ultra filtration membrane process uses a hydrophilic membrane to remove the undissolved hydrocarbons from the produced water to be treated. Hydrophilic membranes are water attracting versus conventional membranes which are oleophilic or oil attracting. Previous testing completed by GE Osmonics has shown that free oil and grease can be removed to a non-detectable level based on the EPA Oil and Grease analytical procedure. This test work was completed in the Bakersfield, California area on produced water generated from steam injection used to induce production from heavy crude deposits. If this system can operate without fouling of the membranes from the iron, dissolved solids, and organic compounds in the produced water, the system would significantly reduce produced water pretreatment costs over previously tried technologies. In addition, because the oil is de-emulsified in the membrane process and the salt content of the produced water is not rejected by this membrane process, the reject water/oil stream can be recycled back to the inlet oil separation equipment to recover the oil and allow the produced water to be reprocessed resulting in zero waste water discharge from this process.

The demonstration provided analytical and operational data to initially evaluate the performance of the ultra filtration membrane. Initial tests indicated that the oil and grease contaminant removal efficiencies greater than 99% could be accomplished with the membrane system. Continuous mode operation allowed produced water with a 20-30 ppm oil level as feed combined with recycle water to provide an actual oil and grease operating gradient across the membranes of 50 – 115 ppm to be reduced to a non-detectable level of less than 5.0 ppm in the permeate. The unit operated with an available on-stream efficiency of 97.6 percent and an actual on stream efficiency of 81.0 percent. The major on-stream efficiency problems were related to support equipment and facilities unrelated to the operating membrane unit. The membrane process showed no fouling based on the normalized flux and pressure drop. The unit did not require cleaning during the 100 day demonstration test. A limited analysis of field operational costs for the ultra filtration membrane system shows the use of the system may provide cost-effective produced water pretreatment with a direct energy operating cost of $0.020/barrel of pretreated produced water.

The nano filtration and reverse osmosis units were operated during brief periods only. The minimal operation was due to the design capacity of the pumps provided on these

units. Large recycle streams were required to try and maintain mechanical stability of the pumps. The large flow rates of these streams caused large pressure drops in the system which is believed to be detrimental to the membranes. The limited operation did produce a water quality that had a total dissolved solids content of less than 1000 ppm.

OBJECTIVE

The objective of this study is to evaluate the performance, reliability, and cost (maintenance and energy) of the following membrane technology processes in the purification of produced water.

1. Ultra Filtration – The membrane used in this process step is the GE Osmonics M-Class membrane specifically designed to remove oil, grease, and non-dissolved hydrocarbons from water.

2. Nano Filtration – The membranes used in this process step were provided by GE Osmonics. The membranes are designed to remove the divalent ions such as calcium, magnesium, sulfate, carbonate, etc. from the produced water.

3. Reverse Osmosis – The membranes used in this process step were provided by GE Osmonics. The membranes are designed to remove 90 – 96% of all remaining salts from the permeate in the nano filtration process.

SITE INFORMATION

Identifying Information

Facility	Membrane Research Pilot Plant
Location	Devon Well 2-1 Eddy County, New Mexico
Type of Action	Technology Demonstration
Technology	Produced water pretreatment with membrane technology
Period of Operation	July 5, 2003 – October 11, 2003
Quantity of Produced Water Processed	587,100 gallons or 13,979 barrels

Site Background

The produced water for the demonstration plant was received from the Devon Energy Production Companies' Well - Levers 2, Federal 1. This well is located in Eddy County, New Mexico approximately one (1) mile east of the intersection of US Highway 285 and NM 137. This intersection is located about twelve (12) miles north of Carlsbad, NM.

The Devon Well is a natural gas producing well. The approximate quantity of produced water generated at this facility is 5000 barrels per day. The process for recovery of the produced water consists of separation from the natural gas stream followed by gravitational separation of oil from the produced water stream. The resulting produced water is pumped to intermediate storage prior to being pumped for injection into the ground at the level initially removed by the natural gas producing well.

PROCESS EQUIPMENT/TECHNOLOGY

The process equipment/technology used in each step of this study is provided below. All equipment was provided by GE Osmonics.

Ultra Filtration

The ultra filtration unit consisted of a three pass membrane system with two (2) - four (4) inch membranes in each pass. The membranes were preceded with a 75 micron cartridge filter followed by a 10 micron cartridge filter. Drawings of the ultra filtration system are provided in Appendix 1.

The ultra filtration process consisted of taking a slip stream of produced water from the produced water tank feeding the injection well pump. This slip stream was adjusted to a pH of 6.1 - 6.5 with sulfuric acid and fed to a tank for separation of slugs of hydrocarbons which were allowed to overflow to the water return system. The produced water was pumped through a 75 micron cartridge filter and a 10 micron cartridge filter and to the ultra filtration feed pump. The ultra filtration pump provided the produced water to the membranes at a pressure of 60 psig. The flow through the membranes was adjusted to hold a permeate flow of five (5) gpm. The concentrate flow from the unit was varied during the test from a high of three (3) gpm to a low of 1.5 gpm. The permeate was used as feed to the nano filtration process and the concentrate was sent to the water return system.

Nano Filtration

The nano filtration unit consisted of a two pass membrane system with two (2) - four (4) inch membranes in each pass. The membranes were preceded with a 5 micron cartridge filter. Drawings of the nano filtration system are provided in Appendix 1.

The nano filtration process uses the permeate from the ultra filtration system as the feed water. A membrane scale inhibitor is injected in the feed water to the nano filtration unit. The feed water to the nano filtration unit is pumped from the ultra filtration permeate storage tank by a booster pump to a pressure of 40 – 50 psig through a 5 micron cartridge filter and to the nano filtration feed pump. The nano filtration feed pump provides the feed water to the membranes at a pressure of 125-175 psig. The flow rate through the membranes was adjusted to hold a permeate flow of 3.0 gpm and a concentrate flow of 2.0 gpm. The permeate flow was fed to the nano filtration permeate storage tank and used as make-up to the reverse osmosis unit. The concentrate was sent to the return water system.

Reverse Osmosis

The reverse osmosis unit consisted of a two pass membrane system with one (1) – four (4) inch membrane in each pass. The membranes were preceded with a 5 micron cartridge filter. A drawing of the reverse osmosis unit is provided in Appendix 1.
The reverse osmosis process uses the permeate from the nano filtration system as the feed water. The feed water to the reverse osmosis unit is pumped from the nano filtration permeate storage tank by a booster pump to a pressure of 40–50 psig through a 5 micron cartridge filter and to the reverse osmosis feed pump. The reverse osmosis feed pump provides the feed water to the membranes at a pressure of 400–600 psig. The flow rate through the membranes was adjusted to hold a permeate flow of 2.0 gpm and a concentrate flow of 1.0 gpm. The permeate flow was fed to the reverse osmosis permeate storage tank (membrane cleaning tank) and allowed to overflow to the return water system. The concentrate was sent to the return water system.

Return Water System

The return water system consisted of a 20,000 gallon tank with a pump to circulate/mix the permeate and concentrate water from the three membranes systems. The water is then returned to the produced water tank at the well site that the water was originally removed from.

DISCUSSION

The performance of the ultra filtration membranes was considered highly successful during this test run. The primary objective of operating the membranes on produced water that contains oil and hydrocarbons without fouling was accomplished. The ultra filtration unit was operated on a 24 hour per day basis. During shutdowns, the ultra filtration unit was flushed with the normal inlet supply of produced water and allowed to sit in this condition. Flushing was accomplished by raising the concentrate flow to 5–6 gpm for a 3–5 minute period. This is anticipated to be the highest potential fouling condition for the membranes since the inlet hydrocarbons would remain in contact with the membranes. The unit was not flushed with fresh or processed water during downtime.

The ultra filtration unit operated a total of 1953.75 hours out of the potential 2412.5 hours of the test run or about 81%. The total downtime hours attributed to the ultra filtration unit was 58.0 hours representing 2.4% downtime or a potential on stream time of 97.6%. The remaining hours of downtime were attributed to several other factors such as – water return system failure, raw material availability (sulfuric acid), produced water availability, operating personnel not available. A graph showing the downtime hours for all causes is shown in Figure 1.

Figure 1
Ultra-Filtration Pilot Study
100 Day Test, July 7 - October 14, 2003
Downtime Summary

Total On-Line Hours	1,953.75
UF System, Downtime Hours	56.00
Return Water System, Downtime Hours	247.00
Raw Materials Availability, Downtime Hours	86.75
Water Source Not Available, Downtime Hours	36.00
Operating Personel Not Available, Downtime Hours	33.00
Total In-Service Hours	2,412.50

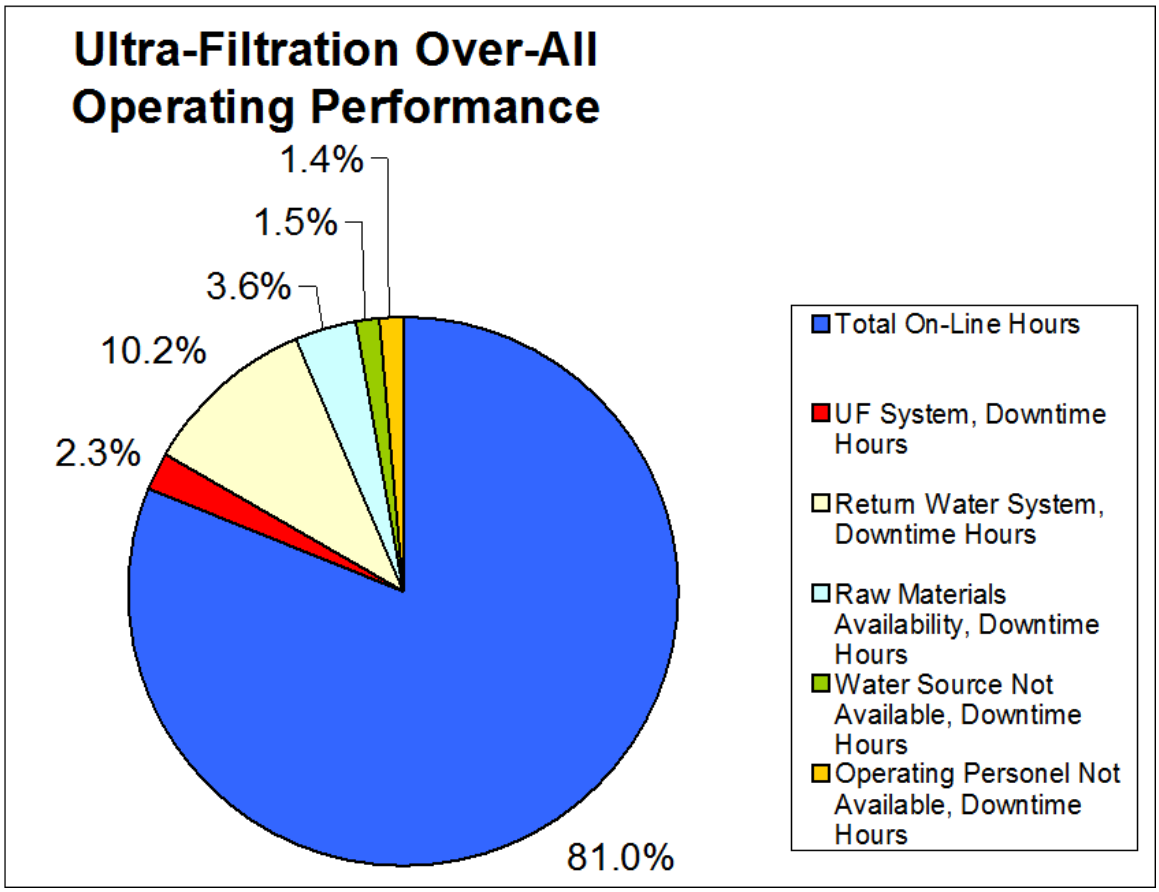

Operating data on the ultra filtration unit was logged each day. A copy of the log sheets for the test run are provided in Appendix II.

The produced water used during this test was received from the Devon Gas Well Lever 2 Federal 1. The water analysis of this well is provided in Table 1. This well has a salt content of about twice the typical analysis of produced water in the Dreagor Draw area.

Table 1 — Water Analysis, Devon Well Levers 2, Fed #1

Cations	milligrams/liter
Sodium	3,434
Calcium	600 (Calcium Hardness 1500 mg/L $CaCO_3$)
Magnesium	171 (Magnesium Hardness 700 mg/L $CaCO_3$)
Anions	
Chlorides	4,456
Sulfate	2,658
Carbonate	132
Bicarbonate	488
Total Dissolved Solids	11,939
Other Properties	
pH	8.64
Hydrogen Sulfide	270 ppm
Iron	0.1 ppm
P-Alkalinity	110 ppm $CaCO_3$
M-Alkalinity	620 ppm $CaCO_3$

The permeate water produced by the ultra filtration unit was clear during the entire test run with the typical water clarity being shown in Figure 2 represented by the permeate flow meter from the ultra filtration unit. This should be compared to the cloudy opaque coloring of the concentrate water shown in Figure 3 represented by the concentrate flow meter from the ultra filtration unit. The concentrate flow meter did require cleaning due to hydrocarbon fouling on an occasional basis whereas the permeate flow meter had no indication of any fouling during the entire test run.

The analysis of the organic component of the water streams inlet and outlet of the ultra filtration unit is provided in Table 2. The data confirms UF technology that only hydrocarbons are removed by this membrane. This data shows the oil and grease levels in the permeate to be non-detectable and based on the analysis and flow rate data, the quantity of oil and grease found in the concentrate would equate to the calculated level in the feed water. This supports the analysis that essentially no oil and grease remained in the permeate. The analytical work was performed by Assaigai Analytical Laboratories, Albuquerque, NM.

Figure 2 — Ultra Filtration Permeate Water



Figure 3 — Ultra filtration Concentrate Water



Table 2 — Oil & Grease Analysis

Date	Feed Water	Permeate	Concentrate
8-13-03	25.9 ppm	None detected	115 ppm

The operating data was normalized to evaluate any changes in the UF membrane flux and pressure drop during the operating of the pilot study. This data is shown in Figure 4 and shows both variables to be essentially constant during the entire test period. These results would support the conclusion that the membranes performed with a minimum or extremely low fouling during this 100 day test run. This performance was obtained with the membranes seeing an average oil and grease level of about 50 ppm inlet and 115 ppm outlet. This oil and grease level was calculated based on the actual analytical values and the internal water recycle rates. A concentrate recycle rate of about 7–8 gpm was returned to the inlet of the UF unit and combined with the makeup water, thereby raising the actual oil and grease level in the water being processed by the membranes.

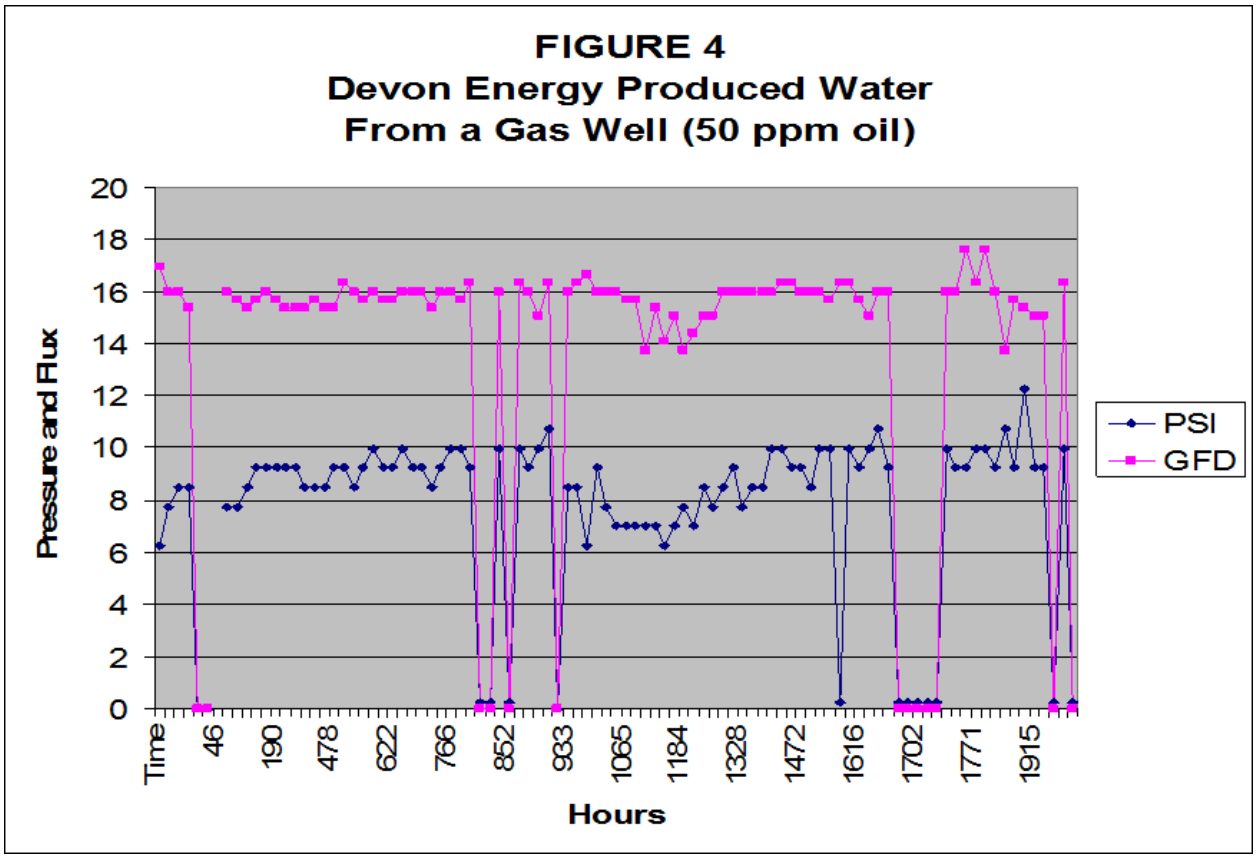

The analytical work completed with regard to total organic carbon was declared invalid due to the procedure used and the presence of hydrogen sulfide in the water samples. The actual numbers reported were extremely inconsistent and therefore not reported. The decision regarding the invalidity of the data was made after discussions with Texas Oil

Tech Laboratories, Houston, Texas. This laboratory performs the actual total organic carbon analyses for Assaigai Analytical Laboratories.

Energy Consumption

The energy consumed by the ultra filtration unit consisted of operating the pumps indicated below.

Feed Water Pump	¾	Horsepower
UF Feed Pump	1½	Horsepower (Variable Frequency Drive)
UF Booster Pump	3	Horsepower

The amps measured at the power supply to the ultra filtration unit indicated an average operating load of about 3.2 amps at 442 volts. This power supply is for the three pumps indicated above. Based on these numbers and a unity power factor, the calculated energy usage by the ultra filtration unit is 2.45 kilowatts per hour. Based on the average permeate or production rate of 5 gallons per minute, the projected energy usage for the ultra filtration unit was 0.34 KWH per barrel or 8.16 KWH per 1000 gallons. At an electrical energy cost of $0.06 per kilowatt, the energy operating cost of the ultra filtration process is $0.020 per barrel or $0.49 per 1000 gallons.

Nano Filtration

The operation of the nano filtration unit was intermittent during this test period. Due to the feed pump on this unit, a large recycle stream was required to maintain proper operating parameters for this pump. This caused a large pressure drop to develop across the recycle valve producing an organic sulfide material. This material was an insoluble black substance that resulted in the fouling of the nano filtration membranes. This organic sulfide material appeared to be produced at any point where a significant differential pressure occurred in the system or oxygen was allowed to contact the produced water. A qualitative analysis of this material was performed with the analytical sheet provided in Appendix III. The results show the presence of C-6 to C-12 hydrocarbons which is consistent with anticipated results. Higher hydrocarbon chains would have been removed by the ultra filtration membranes and lower hydrocarbon chains would have been too volatile to remain in the water sample.

The following corrective measures have been provided to reduce or eliminate the formation of the organic sulfide in the feed water to the nano filtration unit. These corrective measures were installed after the completion of the “100 Day Test” which data is presented in this interim report.

1. A variable frequency drive has been installed on the motor for the nano filtration feed pump. This will allow the feed pump to be operated at a speed sufficient to provide the feed flow rate at the desired pressure without having any recycle from the discharge of the pump back to the suction. The entire nano filtration unit will operate on a once through basis.

2. A dip pipe was installed on the permeate line from the ultra filtration unit to discharge the water at about two (2) feet below the surface of the water in the nano filtration feed tank. This will eliminate the water contacting any potential air in the tank system by splashing on the surface of the water in the tank.
3. A sulfite feed system was installed to inject sodium bisulfite in the permeate from the ultra filtration unit to remove any potential oxygen in this stream.

The nano filtration unit was sampled with the analysis of the water across this unit provided in Table 3. The percentage of the various cations removed in this membrane system are indicated below.

Calcium	83%
Magnesium	89%
Sulfate	98%

Based on these limited results, the nano filtration system was capable of performing the desired separation required for the production of the needed feed water for the reverse osmosis unit.

Table 3 — Water Analysis, Nano Filtration Unit

	Feed mg/L	Permeate mg/L	Concentrate mg/L
Cations			
Sodium	3,201	2,524	3,750
Calcium	578	98	1,160
Magnesium	148	16	304
Anions			
Chlorides	4,118	3,976	3,976
Sulfate	2,944	50	6,217
Carbonate	0	0	0
Bicarbonate	171	171	281
Total Dissolved Solids	11,158	6,835	15,687
Other Properties			
pH	6.64	6.43	7.48
Iron	0.1 ppm	N/D	N/D

Reverse Osmosis Unit

The operation of the reverse osmosis unit was intermittent during this test period. Due to the size of the feed pump on this unit, a large recycle stream was required to maintain proper operating parameters for this pump. Also, this pump is a positive displacement pump and at the operating speed, the noise developed was outside of the noise limits for even short term operator presence. The organic sulfide material noted in the nano filtration was also evident in the reverse osmosis unit.

The following corrective measures have been provided to reduce or eliminate the formation of the organic sulfide in the feed water to the reverse osmosis unit. These corrective measures were installed after the completion of the "100 Day Test" which data is presented in this interim report.

1. A variable frequency drive has been installed on the motor for the reverse osmosis feed pump. This will allow the feed pump to be operated at a speed sufficient to provide the feed flow rate at the desired pressure without having any recycle from the discharge of the pump back to the suction. The entire reverse osmosis unit will operate on a once through basis.
2. A dip pipe was installed on the permeate line from the nano filtration unit to discharge the water at about two (2) feet below the surface of the water in the reverse osmosis feed tank. This will eliminate the water contacting any potential air in the tank system by splashing on the surface of the water in the tank.

The reverse osmosis unit was sampled with the analysis of the water across this unit provided in Table 4. This analysis showed the total salt content of the water to be less than 1000 ppm total dissolved solids. This salt level would meet any agriculture water analysis required for the southern New Mexico area.

Table 4 — Water Analysis, Reverse Osmosis Unit

	Feed mg/L	Permeate mg/L	Concentrate mg/L
Cations			
Sodium	2,524	339	5,864
Calcium	98	10	296
Magnesium	16	0	53
Anions			
Chlorides	3,976	483	9,514
Sulfate	50	3	118
Carbonate	0	0	0
Bicarbonate	171	98	207
Total Dissolved Solids	6,835	933	16,053
Other Properties			
pH	6.43	6.39	7.76
Iron	N/D	0.05	N/D

FUTURE TEST WORK

The success of the membrane technology during this 100 day test in the purification of produced water provides a basis to design additional testing to further demonstrate the potential of this technology regarding the feasibility to produce clean water acceptable for agriculture use from the oil and gas produced water. The objectives of the future testing are provided below.

1. Operate the three (3) membrane process on a continuous basis to verify that these units can be operated in series and that the permeate from each unit is of suitable quality to be used as the feed to the next membrane processing step. This step can now be accomplished in the pilot plant unit with the addition of the variable frequency drives installed on the nano filtration feed pump and the reverse osmosis unit feed pump. Operating data will be collected during a minimum one hundred (100) day test run to allow the evaluation of equipment on stream efficiency and projected membrane life.

2. Obtain water analysis to verify the water quality at each membrane processing step. Specifically, the water quality produced (permeate) from the reverse osmosis will be evaluated to demonstrate that this water meets acceptance for agriculture grade water. The water analysis required is not only salt content but also total organic carbon levels. This analytical procedure must be proven by Texas Oil Tech Laboratories.

   The final produced water with acceptable salt content and total organic carbon levels will require the removal of any hydrogen sulfide content prior to being acceptable for agricultural use. Potential processes will be evaluated regarding removal efficiency and their operating cost.

3. Obtain actual energy usage data to determine the energy cost of the three (3) membrane processes. This data would be used to substantiate the economic feasibility of the entire membrane purification process. This item will require the installation of electric meters on the electrical supply to each membrane operating unit.

APPENDIX I

RESEARCH PILOT PLANT P&ID

RESEARCH PILOT PLANT PLOT PLAN

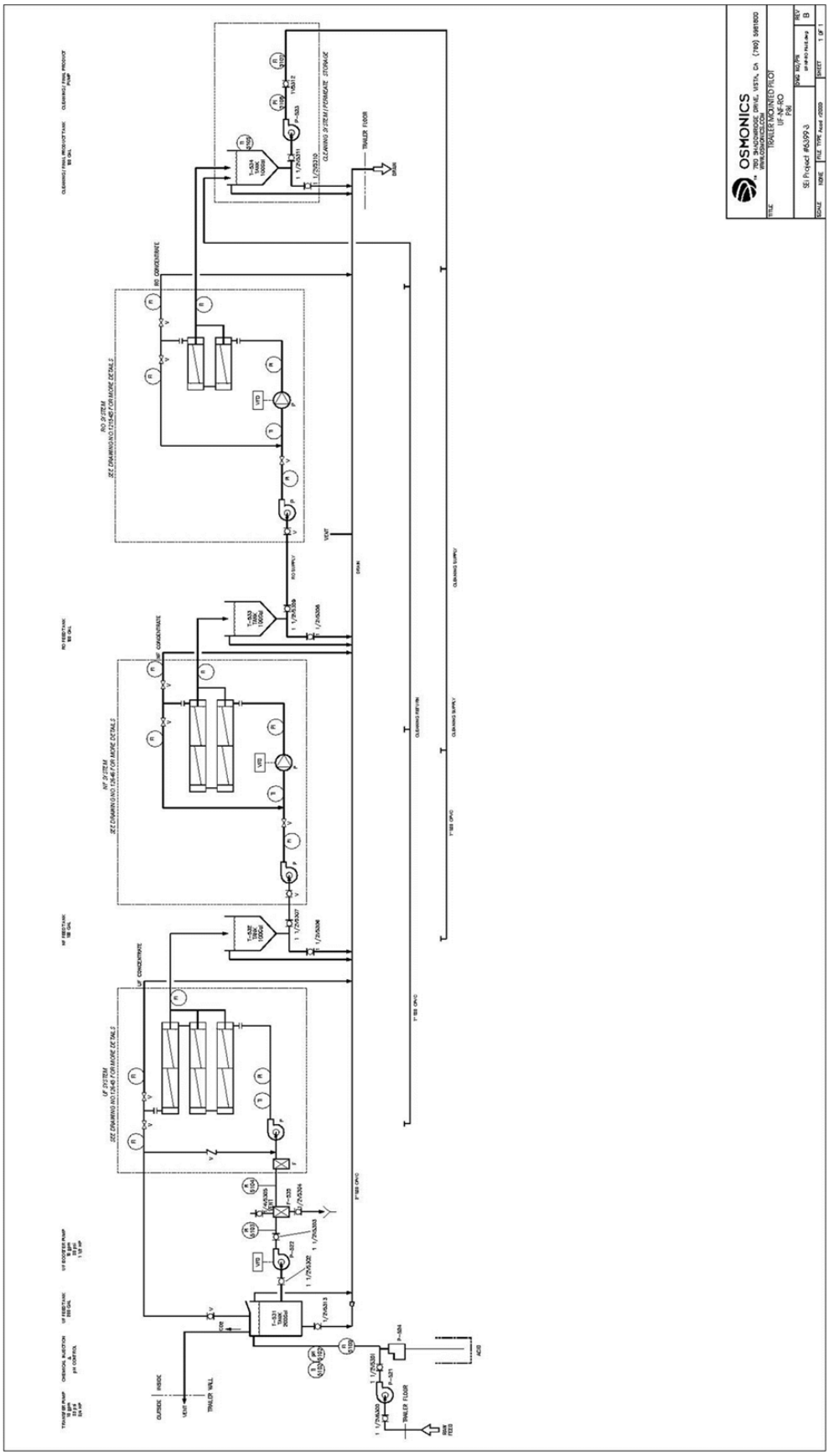
OSMONICS
TRAILER MOUNTED PILOT
UF-NF-RO
P76
SEI Project #63999-3
REV
B
SHEET
1 OF 1
UF SYSTEM
NF SYSTEM
RO SYSTEM
CLEANING SYSTEM / PERMEATE STORAGE
TRAILER FLOOR
TRAILER WELL
OUTSIDE
INSIDE
VENT
DRAIN
CLEANING SUPPLY
CLEANING RETURN
RO CONCENTRATE
NF CONCENTRATE
UF CONCENTRATE
RO FEED TANK
NF FEED TANK
UF FEED TANK
CLEANING PROD/OUT TANK
CLEANING PROD PUMP
CHEMICAL INJECTION
pH CONTROL
UF BOOSTER PUMP
TRANSFER PUMP
ACID
NAOH
SEE DRAWING NO 12345-R2 FOR MORE DETAILS
SEE DRAWING NO 12345-R1 FOR MORE DETAILS
SEE DRAWING NO 12345 FOR MORE DETAILS

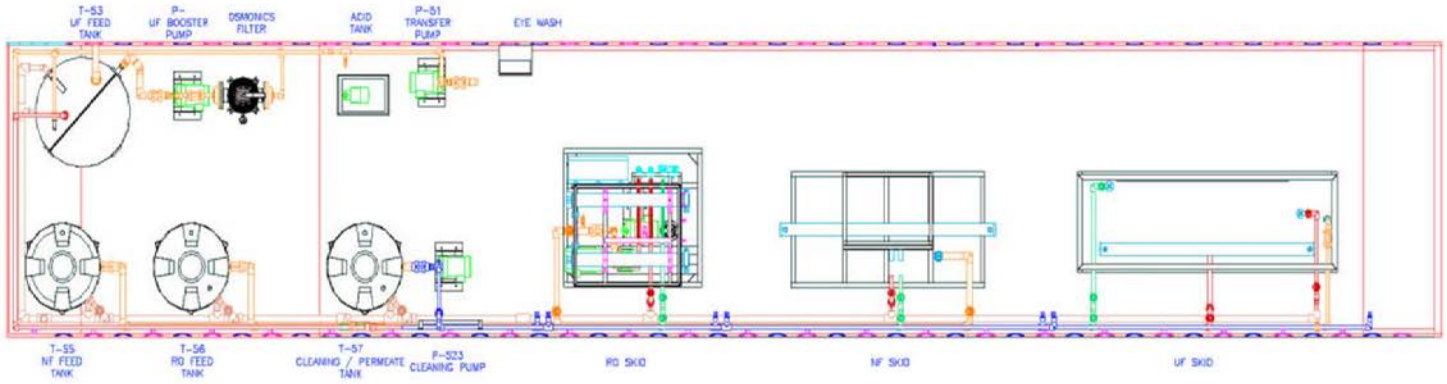

PLAN VIEW

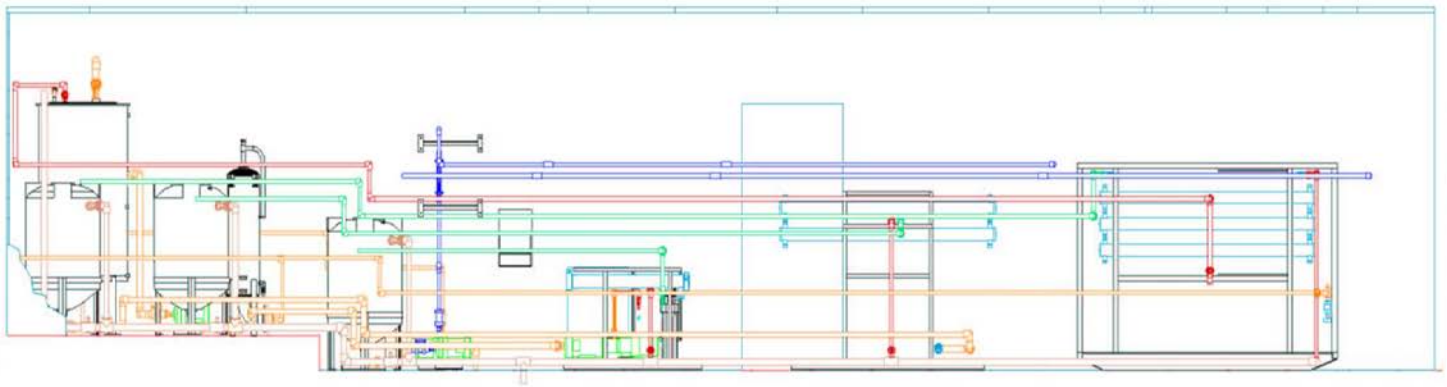

FRONT ELEVATION

LTR	REVISION	DATE	APPROVED
✓	LAST CHANGE DATE / DRAWING I.D. 06/28/02		INITIAL
	MASTER PRINT		
	SHOP COPY APPROVED FOR FABRICATION		
	PROJECT FILE (ARCHIVE)		
	PERSONAL COPY		
	DATE REPLACED (FOR ARCHIVE USE) ___/___/___		

SEPARATION ENGINEERING, INC.
931-A South Andreasen Dr., Escondido, CA. 92029

TITLE:
UF/NF/RO SYSTEM
TRAILER MOUNTED
ASSEMBLY
FRONT ELEVATION/PLAN

PROJECT NO.:	SCALE:	
6399-3	3/8"=1'	
DRAWING NO.: 12643	SHEET: 1 OF 8	REV. F

APPENDIX II

ULTRA FILTRATION

100 DAY TEST RUN

LOG SHEETS

UF DATA SHEET - 100 DAY TEST RUN PAGE: 1of 8

Element: MW 4040 **Location:** **Carlsbad, NM - Devon Well**

Date: S - M - T - W - T - F - S

		Feed Filter		Feed	Feed	Prefilter		Feed	Conc.	Vessel Pressure at Endcap			Vessel Pressurre at Permeate			Flow Rates - GPM				
Date	**Time**	**In**	**Out**	**pH**	**Temp.**	**In**	**Out**	**Press.**	**Press**	**Pass #1**	**Pass #2**	**Pass #3**	**Pass #1**	**Pass #2**	**Pass #3**	**Permeate**	**Conc**	**Recycle**	**Total**	
7/5/03																				Changed 2nd & 3rd stage membranes
	11:30																			Unit started up
	12:00	17	16	5.9-6.5	117	24	22	58	30	O/S	42	24	50	38	34	5.3	2.5	6.2	14.0	
7/6/03	12:00	17	16	5.7-6.6	132	24	23	61	29	O/S	42	33	51	37	33	5.0	2.1	6.9	14.0	
	14:00	17	16	5.7-6.5	132	16	15	59	20	O/S	34	23	48	33	25	5.0	2.4	7.7	15.0	
	19:00	16	15	5.7-6.8	128	17	16	59	20	O/S	34	24	48	33	24	4.8	2.5	8.7	16.0	Unit shutdown @19:15 low acid supply-no inventory available
7/7-9/03																				Unit down - No Acid
7/10/03	10:00																			Unit started up
	11:00	17	16	5.9-6.4	122	17	16	59	20	O/S	34	23	48	34	25	5.0	2.5	7.5	15.0	
	12:00	17	16	5.6-6.8	132	17	15	58	20	O/S	34	23	48	33	24	5.0	2.6	7.4	15.0	
7/11/03	7:00	17	16	5.2-6.8	130	16	15	57	19	O/S	33	23	47	32	23	4.9	2.6	7.5	15.0	
7/12/03	8:00	19	18	4.8-6.8	128	18	16	60	21	O/S	35	24	49	35	26	4.8	2.6	7.6	15.0	
	11:00	19	18	5.0-6.8	132	18	16	60	21	O/S	34	23	48	33	24	4.9	2.6	7.5	15.0	
	17:00	19	18	5.0-6.8	135	18	16	60	21	O/S	33	24	48	33	23	5.0	2.5	7.5	15.0	
7/13/03	9:00	19	18	4.8-6.7	130	18	16	60	21	O/S	35	24	48	33	24	4.9	2.5	7.5	15.0	
7/14/03	12:00	18	17	4.4-6.8	133	18	16	60	21	O/S	35	24	48	33	23	4.8	2.5	7.7	15.0	
	15:00	18	17	4.4-6.3	134	18	16	60	21	O/S	35	24	48	33	23	4.8	2.5	7.7	15.0	
7/15/03	12:00	18	17	4.3-7.2	136	17	16	60	22	O/S	37	27	49	36	27	4.8	2.5	7.7	15.0	
7/16/03	14:00	18	17	4.6-7.2	134	17	15	59	22	O/S	36	26	48	34	26	4.9	2.7	7.4	15.0	
7/17/03	11:00	18	17	4.2-7.2	125	18	16	60	23	O/S	36	26	49	37	27	4.7	2.8	7.0	14.5	
	14:00	19	18	4.0-7.2	128	18	16	60	24	O/S	37	27	50	37	27	5.1	2.5	9.0	16.5	
7/18/03	15:00	19	18	5.0-7.2	136	18	16	61	24	O/S	38	28	49	37	26	5.1	2.7	8.5	16.3	
7/19/03	12:00	19	18	4.9-7.2	136	18	16	61	24	O/S	38	28	50	37	27	4.8	2.3	8.0	15.1	
7/20/03	11:00	19	18	6.2	130	18	16	60	23	O/S	37	27	49	37	26	4.8	2.5	8.5	15.8	
7/21/03	11:00	19	18	6.2	105	18	16	61	23	O/S	37	26	48	27	24	4.8	2.5	9.0	16.3	
7/23/03	11:00	20	18	6.2	129	19	18	61	23	O/S	37	27	48	35	25	5.1	2.7	9.0	16.8	
7/23/03	16:00	19	18	6.3	136	18	16	60	28	O/S	41	33	48	37	32	5.0	2.5	8.5	16.0	
7/24/03	8:00	19	18	6.6	124	18	17	60	29	O/S	43	34	49	39	34	4.8	2.5	8.0	15.3	
7/25/03	7:00	19	18	6.2	127	18	17	60	28	O/S	41	31	49	38	33	4.8	2.4	8.5	15.7	
7/26/03	10:00	18	18	6.2	130	18	16	59	26	O/S	40	31	47	36	31	5.0	2.3	8.5	15.8	
7/27/03	12:00	19	18	5.9	135	18	16	59	27	O/S	41	32	47	36	32	4.7	2.3	8.5	15.5	

UF DATA SHEET -100 DAY TEST RUN PAGE: 2 of 8

Element: MW 4040 **Location:** **Carlsbad, NM - Devon Well**

Date	Service Hours	On-Line Hours	Accumlative Service Hours	Accumlative On-Line Hours	Percent On-Line	Down Time Hours	Accumlative Down Time	Reason for Down Time
7/5/03	12.5	12.5	12.5	12.5	100.0	0	0	
7/6/03	24	19.25	36.5	31.8	87.0	4.75	4.75	Hydrochloric Acid Supply-None Available
7/7/03	24	0	60.5	31.8	52.5	24	28.75	Hydrochloric Acid Supply-None Available
7/8/03	24	0	84.5	31.8	37.6	24	52.75	Hydrochloric Acid Supply-None Available
7/9/03	24	0	108.5	31.8	29.3	24	76.75	Hydrochloric Acid Supply-None Available
7/10/03	24	14	132.5	45.8	34.5	10	86.75	Hydrochloric Acid Supply-None Available
7/11/03	24	24	156.5	69.8	44.6	0	86.75	
7/12/03	24	24	180.5	93.8	51.9	0	86.75	
7/13/03	24	24	204.5	117.8	57.6	0	86.75	
7/14/03	24	24	228.5	141.8	62.0	0	86.75	
7/15/03	24	24	252.5	165.8	65.6	0	86.75	
7/16/03	24	24	276.5	189.8	68.6	0	86.75	
7/17/03	24	24	300.5	213.8	71.1	0	86.75	
7/18/03	24	24	324.5	237.8	73.3	0	86.75	
7/19/03	24	24	348.5	261.8	75.1	0	86.75	
7/20/03	24	24	372.5	285.8	76.7	0	86.75	
7/21/03	24	24	396.5	309.8	78.1	0	86.75	
7/22/03	24	24	420.5	333.8	79.4	0	86.75	
7/23/03	24	24	444.5	357.8	80.5	0	86.75	
7/24/03	24	24	468.5	381.8	81.5	0	86.75	
7/25/03	24	24	492.5	405.8	82.4	0	86.75	
7/26/03	24	24	516.5	429.8	83.2	0	86.75	
7/27/03	24	24	540.5	453.8	84.0	0	86.75	

UF DATA SHEET - 100 DAY TEST RUN PAGE: 3 0f 8

Element: MW 4040 **Location:** **Carlsbad, NM - Devon Well**

Date: S - M - T - W - T - F - S

		Feed Filter		Feed	Feed	Prefilter		Feed	Conc.	Vessel Pressure at Endcap			Vessel Pressurre at Permeate			Flow Rates - GPM				
Date	**Time**	**In**	**Out**	**pH**	**Temp.**	**In**	**Out**	**Press.**	**Press**	**Pass #1**	**Pass #2**	**Pass #3**	**Pass #1**	**Pass #2**	**Pass #3**	**Permeate**	**Conc**	**Recycle**	**Total**	
7/28/03	16:00	19	18	5.7	134	18	16	58	26	O/S	40	31	47	35	32	4.8	2.3	8.5	15.6	
7/29/03	15:00	20	19	5.8	137	20	18	60	28	O/S	420	32	48	36	32	4.8	2.2	8.5	15.5	
7/29/03	20:00	20	19	5.9	126	19	17	60	27	O/S	41	32	48	36	32	5.0	2.2	8.5	15.7	
7/30/03	7:00	21	19	5.9	128	20	18	60	27	O/S	42	33	48	37	32	5.1	2.1	8.5	15.7	
7/30/03	10:00	20	19	5.9	137	20	18	60	27	O/S	42	32	47	36	32	5.0	2.2	0.5	7.7	
7/31/03	7:00	20	19		128	20	18	60	28	O/S	42	38	49	38	35	5.0	1.2	9.0	15.2	
	12:00	20	19	5.6	136	19	18	61	31	O/S	42	33	49	38	36	4.7	1.2	9.0	14.9	Conductivity=19,000
8/1/03	7:00	20	19	5.8	128	19	18	59	27	O/S	42	33	47	36	32	4.9	2.0	8.0	14.9	Conductivity=20,000
8/2/03	12:00	20	19	5.7	137	19	18	60	28	O/S	43	34	47	37	33	5.0	2.4	8.0	15.4	Conductivity=19,000
8/3/03	7:00	20	191	5.9	129	19	18	60	28	O/S	43	33	48	37	33	4.9	2.3	8.5	15.7	Conductivity=19,000
8/4/03	7:00	20	19	6.2	128	19	18	60	28	O/S	43	34	48	37	33	4.9	1.9	8.5	15.3	Conductivity=19,000
8/5/03	7:00	20	19	6.1	128	19	18	60	28	O/S	43	34	48	37	34	4.8	1.9	8.5	15.2	Conductivity=19,000
	16:00	20	19	6.2	137	19	18	60	28	O/S	43	34	47	35	32	5.0	1.9	8.5	15.4	
8/6/03	10:00	20	191	5.7	131	19	18	60	28	O/S	43	33	48	37	33	5.0	1.8	8.5	15.3	Conductivity=19,000
8/7/03	7:00	20	19	5.9	127	19	18	60	28	O/S	43	34	48	37	33	5.0	1.8	8.0	14.8	
8/8/03	7:00	20	19	6.2	127	19	18	60	29	O/S	44	36	49	37	35	4.8	1.7	8.0	14.5	Conductivity=18,000
8/9/03	12:00	19	18	6.2	134	18	17	58	27	O/S	42	33	46	35	32	5.0	1.7	8.0	14.7	Conductivity=20,000
8/10/03	11:00	19	18	6.4	135	18	17	60	30	O/S	45	37	47	37	34	5.0	1.8	8.0	14.8	Conductivity=19,000
8/11/03	7:00	19	18	6.1	127	18	17	60	30	O/S	43	35	47	37	33	4.9	1.5	8.0	14.4	Conductivity=18,000
8/13/03	7:00	19	18		124	18	17	60	32	O/S	44	36	48	38	37	5.1	1.5	8.0	14.6	
8/14/03	7:00																		0.0	Unit shutdown-return water tank overflowing
8/15/03																			0.0	System down- high level return water tank
8/16/03	10:00																		0.0	Unit started
	12;00	20	18	6.2	128	19	18	60	33	O/S	O/S	O/S	47	37	35	5.0	1.6	8.0	14.6	
8/17/03	8:00																		0.0	Unit shutdown-return water tank overflowing
8/18/03	15:00	20	19	6.1	118	19	18	60	32	O/S	O/S	O/S	47	37	34	5.1	1.5	8.0	14.6	Unit started at 15:00
8/19/03	7:00	20	19		95	19	18	60	32	O/S	O/S	O/S	48	37	32	5.0	1.5	7.0	13.5	
	15:00	20	19	6.1	118	19	18	60	32	O/S	O/S	O/S	47	37	34	5.1	1.6	8.0	14.7	Conductivity=19,000
8/20/03	8:00	19	18	6.2	87	17	16	60	31	O/S	O/S	O/S	47	36	34	4.7	2.1	8.0	14.8	Unit down at 7:00 low pressure Conductivity =17,000
	16:00	20	19		128	20	18	61	33	O/S	O/S	O/S	48	37	35	5.2	2.0	8.0	15.2	
8/21/03	7:00	20	19		121	20	18	61	32	O/S	O/S	O/S	47	37	34	5.1	1.9	8.0	15.0	

UF DATA SHEET - 100 DAY TEST RUN PAGE: 4 of 8

Element: MW 4040 **Location:** **Carlsbad, NM - Devon Well**

Date	Service Hours	On-Line Hours	Accumlative Service Hours	Accumlative On-Line Hours	Percent On-Line	Down Time Hours	Accumlative Down Time	Reason for Down Time
7/28/03	24	24	564.5	477.8	84.6	0	86.75	
7/29/03	24	24	588.5	501.8	85.3	0	86.75	
7/30/03	24	24	612.5	525.8	85.8	0	86.75	
7/31/03	24	24	636.5	549.8	86.4	0	86.75	
8/1/03	24	24	660.5	573.8	86.9	0	86.75	
8/2/03	24	24	684.5	597.8	87.3	0	86.75	
8/4/03	24	24	708.5	621.8	87.8	0	86.75	
8/5/03	24	24	732.5	645.8	88.2	0	86.75	
8/6/03	24	24	756.5	669.8	88.5	0	86.75	
8/7/03	24	24	780.5	693.8	88.9	0	86.75	
8/8/03	24	24	804.5	717.8	89.2	0	86.75	
8/9/03	24	24	828.5	741.8	89.5	0	86.75	
8/10/03	24	24	852.5	765.8	89.8	0	86.75	
8/11/03	24	24	876.5	789.8	90.1	0	86.75	
8/12/03	24	24	900.5	813.8	90.4	0	86.75	
8/13/03	24	24	924.5	837.8	90.6	0	86.75	
8/14/03	24	0	948.5	837.8	88.3	24	110.75	Return Water Tank System
8/15/03	24	0	972.5	837.8	86.1	24	134.75	Return Water Tank System
8/16/03	24	14	996.5	851.8	85.5	10	144.75	Return Water Tank System
8/17/03	24	0	1020.5	851.8	83.5	24	168.75	Return Water Tank System
8/18/03	24	9	1044.5	860.8	82.4	15	183.75	Return Water Tank System
8/19/03	24	24	1068.5	884.8	82.8	0	183.75	
8/20/03	24	24	1092.5	908.8	83.2	0	183.75	
8/21/03	24	24	1116.5	932.8	83.5	0	183.75	

UF DATA SHEET - 100 DAY TEST RUN PAGE: 5 of 8

Element: MW 4040 **Location:** **Carlsbad, NM - Devon Well**

Date: S - M - T - W - T - F - S

		Feed Filter		Feed	Feed	Prefilter		Feed	Conc.	Vessel Pressure at Endcap			Vessel Pressurre at Permeate			Flow Rates - GPM				
Date	Time	In	Out	pH	Temp.	In	Out	Press.	Press	Pass #1	Pass #2	Pass #3	Pass #1	Pass #2	Pass #3	Permeate	Conc	Recycle	Total	
8/22/03	7:00																			Unit shutdown-no water available from well
8/23/03	13:00	20	19	5.8	128	19	18	60	32	O/S	O/S	O/S	49	38	37	5.0	1.6	8.0	14.6	Unit started at 12:00
	17:00	20	19	5.9	126	19	17	60	17	O/S	41	32	48	36	32	5.0	2.2	8.0	15.2	
8/24/03	14:00	20	19	5.8	132	19	18	60	39	O/S	O/S	O/S	49	39	38	5.1	1.6	8.0	14.7	Conductivity=20,000
8/25/03	8:00	19	18	5.9	127	18	17	59	38	O/S	O/S	O/S	51	42	39	5.2	1.5	6.0	12.7	Conductivity=20,000, raised recycle to 8.0
8/25/03	15:00	19	18		135	18	17	60	38	O/S	O/S	O/S	48	38	34	5.0	0.5	10.0	15.5	Raised Conc. Flow to 1.6
8/26/03	8:00	19	18	5.7	128	18	17	59	34	O/S	O/S	O/S	49	41	37	5.0	1.6	8.5	15.1	Conductivity=19,000
8/27/03	13:00	19	18	6.0	137	19	18	59	36	O/S	O/S	O/S	50	40	38	5.0	1.6	8.5	15.1	Conductivity=20,000
8/28/03	12:00	19	18	5.7	124	19	18	59	38	O/S	O/S	O/S	50	41	40	4.9	1.6	8.5	15.0	Conductivity=20,000
8/29/03	14:00	19	18	5.8	128	19	18	59	37	O/S	O/S	O/S	50	41	40	4.9	1.6	8.5	15.0	Conductivity=20,000
8/30/03	8:00	19	18	6.1	85	19	18	61	39	O/S	O/S	O/S	52	43	42	4.3	1.6	8.0	13.9	Unit down-low pressure, started @7:45, cond.=20,000
8/30/03	15:00	19	18	5.9	128	19	18	59	39	O/S	O/S	O/S	50	42	41	4.8	1.6	7.5	13.9	Unit shutdown - Leak at return tank
8/31/03	8:00	19	18	6.1	82	19	18	61	41	O/S	O/S	O/S	53	45	44	4.4	1.6	6.0	12.0	Tank leak repaired, started unit @7:45 am
8/31/03	16:00	19	18	6.2	132	19	18	61	43	O/S	O/S	O/S	52	46	46	4.7	1.1	6.0	11.8	Conductivity=20,000
9/1/03	14:00	19	18	5.9	134	19	18	58	34	O/S	O/S	O/S	48	40	39	4.3	1.6	7.5	13.4	Conductivity=20,000
9/2/03	14:00	22	20	6.0	135	22	21	61	37	O/S	O/S	O/S	52	43	41	4.5	1.6	7.5	13.6	Conductivity=20,000
9/3/03	8:00	21	19	6.0	133	20	19	61	37	O/S	O/S	O/S	50	42	41	4.7	1.6	7.5	13.8	Conductivity=20,000
9/4/03	11:00	21	20		134	22	21	61	36	O/S	O/S	O/S	51	43	41	4.7	1.6	7.5	13.8	Started sulfuric acid @14:00
9/5/03	7:00	22	21	6.3	127	21	20	60	36	O/S	O/S	O/S	49	42	38	5.0	1.6	7.5	14.1	Conductivity=18,000
9/6/03	14:00	22	21	6.1	133	21	20	60	35	O/S	O/S	O/S	48	41	38	5.0	1.5	7.5	14.0	
9/7/03	11:00	22	21		132	20	19	59	35	O/S	O/S	O/S	49	41	38	5.0	1.4	7.5	13.9	
9/8/03	7:00	22	21	6.0	127	20	19	59	35	O/S	O/S	O/S	48	41	38	5.0	1.4	7.5	13.9	Conductivity=18,000
9/9/03	7:00	22	21	6.0	128	20	19	59	35	O/S	O/S	O/S	48	41	38	5.0	1.5	7.5	14.0	Conductivity=19,000
9/10/03	14:00	22	21	6.0	131	22	20	61	366	O/S	O/S	O/S	48	42	38	5.0	1.5	7.5	14.0	Conductivity=19,000
9/11/03	11:00	21	20	6.3	130	20	19	61	35	O/S	O/S	O/S	48	42	38	5.1	1.4	7.5	14.0	Conductivity=19,000
9/12/03	8:00	21	20	6.3	128	19	18	60	35	O/S	O/S	O/S	48	42	38	5.1	1.5	7.5	14.1	Conductivity=20,000
9/13/03	11:00	21	20	6.2	129	19	18	60	36	O/S	O/S	O/S	48	41	37	5.0	1.5	7.5	14.0	Conductivity=20,000
9/14/03	15:00	21	20	6.4	126	19	18	59	36	O/S	O/S	O/S	48	41	37	5.0	1.5	7.5	14.0	Conductivity=19,000
9/15/03	14:00	21	19	6.4	132	18	17	59	34	O/S	O/S	O/S	47	39	36	5.0	1.4	7.5	13.9	Conductivity=20,000
9/16/03	9:00	22	19	5.8	126	19	18	60	33	O/S	O/S	O/S	48	40	37	5.0	1.5	7.5	14.0	Conductivity=20,000
9/17/03	8:00	22	20		122	19	18	61	33	O/S	O/S	O/S	49	41	37	5.0	1.4	7.5	13.9	

UF DATA SHEET - 100 DAY TEST RUN PAGE: 6 of 8

Element: MW 4040 **Location:** **Carlsbad, NM - Devon Well**

Date	Service Hours	On-Line Hours	Accumlative Service Hours	Accumlative On-Line Hours	Percent On-Line	Down Time Hours	Accumlative Down Time	Reason for Down Time
8/22/03	24	0	1140.5	932.8	81.8	24	207.75	Lost Water Supply - Gas Well Down
8/23/03	24	12	1164.5	944.8	81.1	12	219.75	Lost Water Supply - Gas Well Down
8/24/03	24	24	1188.5	968.8	81.5	0	219.75	
8/25/03	24	24	1212.5	992.8	81.9	0	219.75	
8/26/03	24	24	1236.5	1016.8	82.2	0	219.75	
8/27/03	24	24	1260.5	1040.8	82.6	0	219.75	
8/28/03	24	24	1284.5	1064.8	82.9	0	219.75	
8/29/03	24	24	1308.5	1088.8	83.2	0	219.75	
8/30/03	24	7	1332.5	1095.8	82.2	17	236.75	Low Pressure to UF System - 8 Hours Return Water Tank System - 9 Hours
8/31/03	24	16	1356.5	1111.8	82.0	8	244.75	Return Water Tank System
9/1/03	24	24	1380.5	1135.8	82.3	0	244.75	
9/2/03	24	24	1404.5	1159.8	82.6	0	244.75	
9/3/03	24	24	1428.5	1183.8	82.9	0	244.75	
9/4/03	24	24	1452.5	1207.8	83.1	0	244.75	
9/5/03	24	24	1476.5	1231.8	83.4	0	244.75	
9/6/03	24	24	1500.5	1255.8	83.7	0	244.75	
9/7/03	24	24	1524.5	1279.8	83.9	0	244.75	
9/8/2003	24	24	1548.5	1303.8	84.2	0	244.75	
9/9/2003	24	24	1572.5	1327.8	84.4	0	244.75	
9/10/2003	24	24	1596.5	1351.8	84.7	0	244.75	
9/11/2003	24	24	1620.5	1375.8	84.9	0	244.75	
9/12/2003	24	24	1644.5	1399.8	85.1	0	244.75	
9/13/2003	24	24	1668.5	1423.8	85.3	0	244.75	
9/14/2003	24	24	1692.5	1447.8	85.5	0	244.75	
9/15/2003	24	24	1716.5	1471.8	85.7	0	244.75	
9/16/2003	24	24	1740.5	1495.8	85.9	0	244.75	
9/17/2003	24	24	1764.5	1519.8	86.1	0	244.75	
			1764.5	1519.8	86.1	0	244.75	
			1764.5	1519.8	86.1	0	244.75	
			1764.5	1519.8	86.1	0	244.75	
			1764.5	1519.8	86.1	0	244.75	

UF DATA SHEET - 100 DAY TEST RUN PAGE: 7 of 8

Element: MW 4040 **Location:** **Carlsbad, NM - Devon Well**

Date:		S - M - T - W - T - F - S																		
		Feed Filter		Feed	Feed	Prefilter		Feed	Conc.	Vessel Pressure at Endcap			Vessel Pressurre at Permeate			Flow Rates - GPM				
Date	Time	In	Out	pH	Temp.	In	Out	Press.	Press	Pass #1	Pass #2	Pass #3	Pass #1	Pass #2	Pass #3	Permeate	Conc	Recycle	Total	
9/18/03	7:00	22	20	6.0	112	19	18	61	33	O/S	O/S	O/S	48	41	36	5.0	1.5	7.5	14.0	Cond.=19,000
9/19/03	11:00	22	19	6.2	120	18	17	60	32	O/S	O/S	O/S	47	39	35	4.9			4.9	Cond.=18,000
9/20/03	10:00									O/S	O/S	O/S		42		5.1			5.1	
9/20/03	11:00	22	20		100	19	18	61	35	O/S	O/S	O/S	48	39	37	5.5	1.6	7.5	14.6	
9/21/03	13:00	22	19		133	18	17	60	34	O/S	O/S	O/S	47	41	36	5.1	1.5	7.5	14.1	
9/22/03	7:00	22	18		125	18	16	60	34	O/S	O/S	O/S	48	37	37	4.9	1.5	7.5	13.9	
9/23/03	7:00	22	18	6.2	122	28	17	59	28	O/S	O/S	O/S	46	37	32	4.7	1.3	8.5	14.5	Cond.=20,000
9/24/03	7:00	23	19	6.2	96	28	17	59	30	O/S	O/S	O/S	45	37	32	5.0	1.3	7.5	13.8	Cond.=17,000
9/25/03	13:00	26	21	6.2	124	19	18	60	30	O/S	O/S	O/S	48	40	32	5.0	2.4	6.7	14.1	Cond.=20,000
9/25/03	14:00	26	21	6.3	123	18	18	60	30	O/S	O/S	O/S	47	36	33	4.6	1.5	7.0	13.1	Water leak on suction piping of waste water return pump.
9/25/03										O/S	O/S	O/S							0.0	Corrosion of nipple, shut all units down. Ordered CPVC parts for repair
10/1/03	14:00	20	19		110	19	18	60	31	O/S	O/S	O/S	47	40	33	5.0	1.5	7.0	13.5	UF Unit started @13:00
10/2/03	7:00	19	14		122	13	12	55	26	O/S	O/S	O/S	48	36	29	4.6	1.2	7.0	12.8	
10/2/03	8:00	26	20	6.0	124	19	17	60	32	O/S	O/S	O/S	48	41	34	5.0	1.4	7.0	13.4	Cond.=18,000
10/3/03	10:00	26	20	5.8	126	18	17	61	31	O/S	O/S	O/S	49	44	39	5.5	1.6	4.0	11.1	Cond.=18,000
10/4/03	9:00	26	19	5.9	122	18	17	60	32	O/S	O/S	O/S	47	39	32	5.1	1.4	6.5	13.0	Cond.=19,000
10/5/03	15:00	25	18	5.9	126	17	16	60	36	O/S	O/S	O/S	47	41	36	5.5	1.5	6.5	13.5	Cond.=19,000
10/6/03	11;30	22	18	5.9	130	17	16	60	35	O/S	O/S	O/S	48	42	37	5.0	1.6	6.5	13.1	
10/7/03	7:00	23	14		122	14	13	56	23	O/S	O/S	O/S	42	34	27	4.3	1.3	12.0	17.6	
	7:30	30	20		122	20	19	60	37	O/S	O/S	O/S	48	44	38	5.0	1.5	7.0	13.5	Adjusted Pressures & Flows
10/8/03	7:00	30	19	5.8	116	19	18	60	36	O/S	O/S	O/S	48	43	37	4.9	1.4	7.0	13.3	Cond=18,000
10/9/03	10:00	30	17		118	18	18	60	35	O/S	O/S	O/S	44	39	32	4.8	1.3	7.0	13.1	
10/10/03	7:00	30	13	5.9	124	14	13	56	32	O/S	O/S	O/S	44	39	32	4.7	1.3	6.5	12.5	Cond.=18,000
10/11/03	8:00	36	15	5.9	122	15	14	56	33	O/S	O/S	O/S	44	40	33	4.7	1.3	7.0	13.0	
10/11/03	9:30									O/S	O/S	O/S								Shutdown UF Bearing in Feed Pump Pulled Pump
10/12/03										O/S	O/S	O/S							0.0	Down Feed Pump
10/13/03										O/S	O/S	O/S							0.0	Feed Pump Bearing OK - Broken Power Wire-Changed Prefilters
10/13/03	10:30									O/S	O/S	O/S							0.0	Prefilters extremely dirty black Goo Started UF Unit
10/13/03	11:00	22	19	6.0	123	18	17	60	34	O/S	O/S	O/S	47	40	34	5.1	1.4	7.0	13.5	Cond.+19,000
10/13/03	16:00									O/S	O/S	O/S							0.0	UF Shutdown all Personnel to be out of town.
10/14/03										O/S	O/S	O/S							0.0	UF unit down-Personnel out of town

UF DATA SHEET - 100 DAY TEST RUN PAGE: 8 of 8

Element: MW 4040 **Location:** **Carlsbad, NM - Devon Well**

Date	Service Hours	On-Line Hours	Accumlative Service Hours	Accumlative On-Line Hours	Percent On-Line	Down Time Hours	Accumlative Down Time	Reason for Down Time
9/18/03	24	24	1788.5	1543.8	86.3	0	244.75	
9/19/03	24	24	1812.5	1567.8	86.5	0	244.75	
9/20/03	24	24	1836.5	1591.8	86.7	0	244.75	
9/21/03	24	24	1860.5	1615.8	86.8	0	244.75	
9/22/03	24	24	1884.5	1639.8	87.0	0	244.75	
9/23/03	24	24	1908.5	1663.8	87.2	0	244.75	
9/24/03	24	24	1932.5	1687.8	87.3	0	244.75	
9/25/03	24	14	1956.5	1701.8	87.0	10	254.75	Return Water Tank System
9/26/03	24	0	1980.5	1701.8	85.9	24	278.75	Return Water Tank System
9/27/04	24	0	2004.5	1701.8	84.9	24	302.75	Return Water Tank System
9/28/03	24	0	2028.5	1701.8	83.9	24	326.75	Return Water Tank System
9/29/03	24	0	2052.5	1701.8	82.9	24	350.75	Return Water Tank System
9/30/03	24	10	2076.5	1711.8	82.4	14	364.75	Return Water Tank System
10/1/03	24	11	2100.5	1722.8	82.0	13	377.75	Return Water Tank System
10/2/03	24	24	2124.5	1746.8	82.2	0	377.75	
10/3/02	24	24	2148.5	1770.8	82.4	0	377.75	
10/4/03	24	24	2172.5	1794.8	82.6	0	377.75	
10/5/03	24	24	2196.5	1818.8	82.8	0	377.75	
10/6/03	24	24	2220.5	1842.8	83.0	0	377.75	
10/7/03	24	24	2244.5	1866.8	83.2	0	377.75	
10/8/03	24	24	2268.5	1890.8	83.3	0	377.75	
10/9/03	24	24	2292.5	1914.8	83.5	0	377.75	
10/10/03	24	24	2316.5	1938.8	83.7	0	377.75	
10/11/03	24	9.5	2340.5	1948.3	83.2	14.5	392.25	UF Feed Pump
10/12/03	24	0	2364.5	1948.3	82.4	24	416.25	UF Feed Pump
10/13/03	24	5.5	2388.5	1953.8	81.8	18.5	434.75	9.5 UF Feed Pump, Lack of Operating Personnel
10/14/03	24	0	2412.5	1953.8	81.0	24	458.75	Lack of Operating Personnel
			2412.5	1953.8	81.0	0	458.75	
			2412.5	1953.8	81.0	0	458.75	
			2412.5	1953.8	81.0	0	458.75	
			2412.5	1953.8	81.0	0	458.75	

APPENDIX III

LABORATORY ANALYSIS

ORGANIC PRECIPITANT

PRODUCED WATER

Explanation of codes	
B	analyte detected in Method Blank
E	result is estimated
H	analyzed out of hold time
N	tentatively identified compound
S	subcontracted
1-9	see footnote

WESTERN ENVIRON. MANG. CORP.
attn: ALLEN BIERLE
P.O. BOX 1807
CARLSBAD NM 88220

STANDARD

Assaigai Analytical Laboratories, Inc.

Certificate of Analysis

Client: WESTERN ENVIRON. MANG. CORP.
Project: RESEARCH PILOT PLANT
Order: 0306333 WEST04 Receipt: 06-11-03

William P. Blava: President of Assaigai Analytical Laboratories, Inc.

Sample: *HYDROCARBON FROM FILTER* Collected: *06-08-03 0:00:00* By: *ST*
Matrix: *W*

QC Group	Run Sequence	CAS #	Analyte	Result	Units	Dilution Factor	Detection Limit	Code	Prep Date	Run Date
0306333-01A		**SW846 8260 Volatile Scan**					By:	JAA		
X03275	XG.2003.1092.1		Benzene, 1,2,3,4-tetramethyl-	Detected	TIC	2	1		06-19-03	06-19-03
X03275	XG.2003.1092.1		Benzene, 1,2,3-Trimethyl-	Detected	TIC	2	1		06-19-03	06-19-03
X03275	XG.2003.1092.1		Benzene, 1,2,4,5-tetramethyl-	Detected	TIC	2	1		06-19-03	06-19-03
X03275	XG.2003.1092.1		Benzene, 1,3,5-trimethyl-	Detected	TIC	2	1		06-19-03	06-19-03
X03275	XG.2003.1092.1		Benzene, 1,3-dimethyl-	Detected	TIC	2	1		06-19-03	06-19-03
X03275	XG.2003.1092.1		Benzene, 1-ethyl-2-methyl-	Detected	TIC	2	1		06-19-03	06-19-03
X03275	XG.2003.1092.1		Benzene, 1-ethyl-3-methyl-	Detected	TIC	2	1		06-19-03	06-19-03
X03275	XG.2003.1092.1		Benzene, 1-methyl-2-(1-methylethyl)-	Detected	TIC	2	1		06-19-03	06-19-03
X03275	XG.2003.1092.1		Benzene, 1-methyl-3-(1-methylethyl)-	Detected	TIC	2	1		06-19-03	06-19-03
X03275	XG.2003.1092.1		Cyclohexane, 1,1,3-trimethyl-	Detected	TIC	2	1		06-19-03	06-19-03
X03275	XG.2003.1092.1		Cyclohexane, 1,2-dimethyl-,trans-	Detected	TIC	2	1		06-19-03	06-19-03
X03275	XG.2003.1092.1		Cyclohexane, 1,3-dimethyl-,cis-	Detected	TIC	2	1		06-19-03	06-19-03
X03275	XG.2003.1092.1		Cyclohexane, 1,4-dimethyl-,	Detected	TIC	2	1		06-19-03	06-19-03
X03275	XG.2003.1092.1		Cyclohexane, 1-ethyl-1-methyl-	Detected	TIC	2	1		06-19-03	06-19-03
X03275	XG.2003.1092.1		Cyclohexane, 1-ethyl-2-methyl-, trans	Detected	TIC	2	1		06-19-03	06-19-03
X03275	XG.2003.1092.1		Cyclohexane, butyl-	Detected	TIC	2	1		06-19-03	06-19-03
X03275	XG.2003.1092.1		Cyclohexane, ethyl-	Detected	TIC	2	1		06-19-03	06-19-03
X03275	XG.2003.1092.1		Cyclohexane, hexyl-	Detected	TIC	2	1		06-19-03	06-19-03
X03275	XG.2003.1092.1		Cyclohexane, methyl-	Detected	TIC	2	1		06-19-03	06-19-03
X03275	XG.2003.1092.1		Cyclohexane, propyl-	Detected	TIC	2	1		06-19-03	06-19-03
X03275	XG.2003.1092.1		Cyclopentane, 1,2,4-trimethyl-	Detected	TIC	2	1		06-19-03	06-19-03
X03275	XG.2003.1092.1		Decane	Detected	TIC	2	1		06-19-03	06-19-03

Assaigai Analytical Laboratories, Inc.

Certificate of Analysis

Client: **WESTERN ENVIRON. MANG. CORP.**

Project: **RESEARCH PILOT PLANT**

Order: **0306333** **WEST04** Receipt: **06-11-03**

Sample: ***HYDROCARBON FROM FILTER*** Collected: *06-08-03 0:00:00* By: *ST*

Matrix: ***W***

QC Group	Run Sequence	CAS #	Analyte	Result	Units	Dilution Factor	Detection Limit	Code	Prep Date	Run Date
0306333-01A		**SW846 8260 Volatile Scan**					By:	JAA		
X03275	XG.2003.1092.1		Decane, 2-methyl-	Detected	TIC	2	1		06-19-03	06-19-03
X03275	XG.2003.1092.1		Decane, 3-methyl-	Detected	TIC	2	1		06-19-03	06-19-03
X03275	XG.2003.1092.1		Decane, 4-methyl-	Detected	TIC	2	1		06-19-03	06-19-03
X03275	XG.2003.1092.1		Decane, 5-methyl-	Detected	TIC	2	1		06-19-03	06-19-03
X03275	XG.2003.1092.1		Dodecane	Detected	TIC	2	1		06-19-03	06-19-03
X03275	XG.2003.1092.1		Dodecane, 2,6,11-trimethyl-	Detected	TIC	2	1		06-19-03	06-19-03
X03275	XG.2003.1092.1		Ethylbenzene	Detected	TIC	2	1		06-19-03	06-19-03
X03275	XG.2003.1092.1		Heptane	Detected	TIC	2	1		06-19-03	06-19-03
X03275	XG.2003.1092.1		Heptane, 2,3-dimethyl-	Detected	TIC	2	1		06-19-03	06-19-03
X03275	XG.2003.1092.1		Heptane, 2,5-dimethyl-	Detected	TIC	2	1		06-19-03	06-19-03
X03275	XG.2003.1092.1		Heptane, 2,6-dimethyl-	Detected	TIC	2	1		06-19-03	06-19-03
X03275	XG.2003.1092.1		Heptane, 3-methyl-	Detected	TIC	2	1		06-19-03	06-19-03
X03275	XG.2003.1092.1		Hexane, 2,5-dimethyl-	Detected	TIC	2	1		06-19-03	06-19-03
X03275	XG.2003.1092.1		Hexane, 3-methyl-	Detected	TIC	2	1		06-19-03	06-19-03
X03275	XG.2003.1092.1		Naphthalene, decahydro-,trans	Detected	TIC	2	1		06-19-03	06-19-03
X03275	XG.2003.1092.1		Nonane	Detected	TIC	2	1		06-19-03	06-19-03
X03275	XG.2003.1092.1		Nonane, 2-methyl-	Detected	TIC	2	1		06-19-03	06-19-03
X03275	XG.2003.1092.1		Nonane, 3-methyl-	Detected	TIC	2	1		06-19-03	06-19-03
X03275	XG.2003.1092.1		Nonane, 4-methyl-	Detected	TIC	2	1		06-19-03	06-19-03
X03275	XG.2003.1092.1		Octane	Detected	TIC	2	1		06-19-03	06-19-03
X03275	XG.2003.1092.1		Octane, 3-methyl-	Detected	TIC	2	1		06-19-03	06-19-03
X03275	XG.2003.1092.1		p-Xylene	Detected	TIC	2	1		06-19-03	06-19-03
X03275	XG.2003.1092.1		Tetradecane	Detected	TIC	2	1		06-19-03	06-19-03
X03275	XG.2003.1092.1		Toluene	Detected	TIC	2	1		06-19-03	06-19-03
X03275	XG.2003.1092.1		Tridecane	Detected	TIC	2	1		06-19-03	06-19-03
X03275	XG.2003.1092.1		Undecane	Detected	TIC	2	1		06-19-03	06-19-03
X03275	XG.2003.1092.1		Undecane, 2,6-dimethyl-	Detected	TIC	2	1		06-19-03	06-19-03
X03275	XG.2003.1092.1		Undecane, 2-methyl-	Detected	TIC	2	1		06-19-03	06-19-03

Unless otherwise noted, all samples were received in acceptable condition and all sampling was performed by client or client representative. Sample result of ND indicates Not Detected, ie result is less than the sample specific Detection Limit. Sample specific Detection Limit is determined by multiplying the sample Dilution Factor by the listed Reporting Detection Limit. All results relate only to the items tested. Any miscellaneous workorder information or foonotes will appear below.

Appendix C

Membrane Technology for Produced Water Pilot Program

Data Log Sheet

DATE/TIME	AT-100V Prod. Water UF Inlet pH	LT-100V UF Feed Tank Level %	PT-100V UF Prefilter Inlet Pres. psig	PT-101V UF Prefilter Outlet Press. psig	PT-102V UF Unit Inlet Press. psig	TT-100V UF Unit Inlet Temp °F	AT-201V UF Unit pH Nano Stor	AT-200V Prod. Water Conductivity micromhos	FT-200V UF Unit Perm. Flow gpm	FT-201V UF Unit Conc. Flow gpm	FT-202V UF Unit Recycle Flow gpm	PT-200V UF Outlet Perm. Pres. psig	PT-201V UF Outlet Conc. Press psig
4/11/2007 0:02	7.64	50.02	26.93	16.91	66.56	33.70	-247.22	688.23	-6.30	7.15	12.00	44.03	63.16
4/11/2007 0:12	7.68	50.16	27.27	17.40	66.38	39.60	-245.69	686.71	-6.30	7.26	12.18	42.56	63.38
4/11/2007 0:22	7.71	50.02	27.27	17.15	66.89	25.90	-247.22	685.18	-6.30	7.34	12.17	41.80	63.48
4/11/2007 0:32	7.73	50.02	27.16	17.38	66.75	28.80	-245.69	683.66	-6.30	7.26	12.31	40.09	63.33
4/11/2007 0:42	7.75	49.96	26.93	16.18	66.37	48.70	-245.69	677.55	-6.30	7.45	12.36	38.75	63.13
4/11/2007 0:52	7.76	50.10	27.27	16.77	66.50	29.50	-247.22	674.50	-6.30	7.16	12.22	37.74	63.30
4/11/2007 1:02	7.76	49.67	26.74	16.91	66.11	20.00	-245.69	671.45	-6.30	7.30	12.23	36.64	63.04
4/11/2007 1:12	7.75	49.99	27.21	16.71	66.76	6.90	-247.22	669.92	-6.30	7.34	12.16	35.57	63.51
4/11/2007 1:22	7.75	50.21	26.96	16.73	66.85	3282.20	-247.22	665.34	-6.30	7.08	12.41	34.43	63.31
4/11/2007 1:32	7.74	50.02	26.92	16.85	66.53	20.50	3.05	663.82	-6.30	7.42	12.27	33.53	63.25
4/11/2007 1:42	7.75	50.04	26.74	17.20	66.70	21.80	-247.22	662.29	-6.30	7.19	12.47	32.78	63.30
4/11/2007 1:52	7.74	50.04	26.87	16.95	66.46	21.90	-1.53	660.77	-6.30	7.08	12.56	31.66	63.36
4/11/2007 2:02	7.73	50.22	27.25	16.68	66.79	25.00	-247.22	657.71	-6.30	7.17	12.21	30.67	63.79
4/11/2007 2:12	7.72	49.99	27.09	16.47	66.96	26.00	-247.22	654.66	-6.30	7.27	12.33	29.67	63.73
4/11/2007 2:22	7.74	49.84	27.32	16.83	66.89	12.10	-245.69	653.14	-6.30	7.16	12.03	28.43	63.79
4/11/2007 2:32	7.79	50.01	27.42	16.97	66.52	14.90	-247.22	651.61	-6.30	7.21	12.02	27.21	64.06
4/11/2007 2:42	7.82	49.93	27.33	17.35	67.18	15.60	-245.69	645.51	-6.30	7.10	12.05	26.20	64.03
4/11/2007 2:52	7.85	50.16	26.72	17.11	66.38	21.60	-247.22	648.56	-6.30	7.31	12.24	25.06	63.57
4/11/2007 3:02	7.87	49.82	26.83	17.05	67.07	46.70	-247.22	643.98	-6.30	7.31	12.12	24.19	63.97
4/11/2007 3:12	7.88	50.02	27.07	16.97	67.07	1.10	-247.22	642.45	-6.30	7.32	12.31	23.36	64.06
4/11/2007 3:22	7.90	49.87	26.49	16.65	67.19	13.50	-247.22	640.93	-6.30	7.04	12.35	21.94	63.71
4/11/2007 3:32	7.91	50.01	26.67	16.79	66.63	1.40	-245.69	639.40	-6.30	7.24	12.17	21.01	63.77
4/11/2007 3:42	7.92	50.05	26.96	17.31	67.63	5.10	-247.22	639.40	-6.30	7.15	12.45	20.37	64.32
4/11/2007 3:52	7.94	50.01	26.75	16.91	67.01	10.60	3.05	637.88	-6.30	7.43	12.00	19.75	64.32
4/11/2007 4:02	7.96	49.95	26.48	16.88	66.44	1.00	-247.22	636.35	-6.30	7.28	12.38	18.60	63.86
4/11/2007 4:12	7.98	49.96	26.75	17.41	67.45	4.80	-247.22	633.30	-6.30	7.35	12.01	18.39	64.25
4/11/2007 4:22	8.03	50.40	2.20	1.40	1.22	14.00	-248.74	634.82	-6.30	0.00	0.00	0.89	1.08
4/11/2007 4:32	8.07	50.39	2.14	1.36	1.22	20.30	-247.22	634.82	-6.30	0.00	0.01	0.90	1.04
4/11/2007 4:42	8.11	50.37	2.09	1.33	1.19	12.90	-247.22	636.35	-6.30	-0.01	0.00	0.85	0.98
4/11/2007 4:52	8.13	50.39	2.04	1.31	1.16	20.60	-247.22	636.35	-6.30	-0.02	0.00	0.85	0.93
4/11/2007 5:02	8.14	50.39	2.04	1.28	1.13	28.30	-247.22	636.35	-6.30	-0.01	0.00	0.84	0.90
4/11/2007 5:12	8.10	50.37	2.01	1.24	1.07	36.00	-247.22	637.88	-6.30	0.01	-0.02	0.79	0.85
4/11/2007 5:22	8.18	50.37	1.95	1.22	1.07	18.80	-247.22	634.82	-6.30	-0.01	-0.01	0.78	0.79
4/11/2007 5:32	8.19	50.34	1.92	1.19	1.04	29.90	-247.22	637.88	-6.30	0.00	-0.02	0.76	0.78
4/11/2007 5:42	8.20	50.31	1.92	1.19	1.02	21.80	-247.22	637.88	-6.30	-0.02	-0.02	0.73	0.76
4/11/2007 5:52	8.23	50.34	1.91	1.18	0.99	33.30	-247.22	640.93	-6.30	0.00	0.00	0.73	0.75
4/11/2007 6:02	8.22	50.36	1.88	1.14	1.02	34.50	-247.22	640.93	-6.30	0.02	0.00	0.72	0.73
4/11/2007 6:12	8.21	50.31	1.88	1.14	0.99	37.40	-247.22	640.93	-6.30	-0.02	-0.01	0.70	0.70
4/11/2007 6:22	8.25	50.31	1.88	1.14	0.99	36.70	-247.22	642.45	-6.30	0.00	-0.02	0.70	0.72
4/11/2007 6:32	8.26	50.28	1.88	1.14	1.01	35.70	-248.74	640.93	-6.30	0.01	-0.02	0.73	0.69
4/11/2007 6:42	8.27	50.30	1.86	1.13	0.98	39.50	-248.74	642.45	-6.30	0.00	-0.01	0.73	0.69
4/11/2007 6:52	8.26	50.30	1.88	1.14	0.96	32.70	-248.74	645.51	-6.30	0.00	0.00	0.72	0.69
4/11/2007 7:02	8.25	50.28	1.85	1.13	0.99	33.10	-248.74	645.51	-6.30	0.00	-0.02	0.70	0.67
4/11/2007 7:12	8.25	50.30	1.86	1.14	0.99	40.10	-248.74	643.98	-6.30	0.00	-0.02	0.72	0.67
4/11/2007 7:22	8.24	50.28	1.86	1.14	0.99	42.40	-247.22	648.56	-6.31	0.00	-0.02	0.72	0.67
4/11/2007 7:32	8.21	50.31	1.88	1.14	0.99	37.30	-247.22	648.56	-6.30	0.00	0.00	0.72	0.69
4/11/2007 7:42	8.21	50.31	1.88	1.16	0.99	44.40	-247.22	-1.53	-6.30	0.00	0.00	0.72	0.69
4/11/2007 7:52	8.23	50.28	1.89	1.16	1.01	54.90	-248.74	0.00	-6.30	-0.01	-0.02	0.72	0.69
4/11/2007 8:02	8.21	50.22	1.91	1.16	0.98	41.60	-247.22	-1.53	-6.30	0.00	-0.02	0.72	0.70
4/11/2007 8:12	8.22	50.30	1.89	1.16	0.99	44.90	-248.74	-1.53	-6.30	-0.01	-0.02	0.70	0.70
4/11/2007 8:22	8.23	50.28	1.91	1.18	0.99	50.30	-247.22	0.00	-6.30	-0.02	-0.01	0.72	0.72
4/11/2007 8:32	8.23	50.24	1.92	1.18	0.99	41.90	-247.22	0.00	-6.30	-0.02	0.00	0.70	0.72
4/11/2007 8:42	8.23	50.25	1.92	1.18	0.99	53.00	-247.22	0.00	-6.30	-0.01	0.00	0.70	0.72
4/11/2007 8:52	8.23	50.31	1.92	1.21	1.01	51.30	-247.22	0.00	-6.30	-0.02	0.00	0.70	0.75
4/11/2007 9:02	8.23	50.22	1.95	1.18	1.01	62.60	-247.22	0.00	-6.30	-0.01	-0.01	0.72	0.75
4/11/2007 9:12	8.24	50.22	1.95	1.18	1.01	54.60	-248.74	0.00	-6.30	-0.02	0.00	0.70	0.75

DATE/TIME	AT-100V Prod. Water UF Inlet pH	LT-100V UF Feed Tank Level %	PT-100V UF Prefilter Inlet Pres. psig	PT-101V UF Prefilter Outlet Press. psig	PT-102V UF Unit Inlet Press. psig	TT-100V UF Unit Inlet Temp °F	AT-201V UF Unit pH Nano Stor	AT-200V Prod. Water Conductivity micromhos	FT-200V UF Unit Perm. Flow gpm	FT-201V UF Unit Conc. Flow gpm	FT-202V UF Unit Recycle Flow gpm	PT-200V UF Outlet Perm. Pres. psig	PT-201V UF Outlet Conc. Press psig
4/11/2007 9:22	8.25	50.24	1.97	1.19	0.99	56.60	-247.22	1.53	-6.30	0.02	-0.01	0.70	0.75
4/11/2007 9:32	8.25	50.24	1.97	1.19	1.01	43.90	-248.74	0.00	-6.30	0.02	0.00	0.70	0.78
4/11/2007 9:42	8.21	47.72	2.20	1.43	1.25	57.10	-247.22	624.14	-6.30	-0.01	0.00	0.93	1.02
4/11/2007 9:52	8.25	47.69	2.23	1.42	1.25	54.20	-247.22	633.30	-6.30	-0.01	0.00	0.90	1.02
4/11/2007 10:02	8.22	47.67	2.23	1.42	1.25	58.10	-245.69	634.82	-6.30	-0.01	0.00	0.90	1.02
4/11/2007 10:12	8.25	47.63	2.23	1.43	1.24	59.00	-248.74	634.82	-6.30	-0.01	0.00	0.90	1.02
4/11/2007 10:22	8.25	47.64	2.21	1.42	1.22	68.40	-247.22	633.30	-6.30	-0.01	-0.01	0.90	1.02
4/11/2007 10:32	8.25	47.66	2.21	1.42	1.25	66.70	-247.22	631.77	-6.30	-0.02	-0.01	0.89	1.04
4/11/2007 10:42	8.20	47.70	2.23	1.40	1.21	59.40	-247.22	631.77	-6.30	-0.02	0.02	0.90	1.02
4/11/2007 10:52	8.24	47.67	2.21	1.42	1.19	52.80	-247.22	631.77	-6.30	-0.01	0.00	0.89	1.01
4/11/2007 11:02	8.24	47.60	2.20	1.39	1.19	65.80	-248.74	630.25	-6.30	0.00	0.01	0.89	0.99
4/11/2007 11:12	8.22	47.66	2.20	1.37	1.19	60.50	-247.22	630.25	-6.30	-0.01	0.00	0.84	1.01
4/11/2007 11:22	8.22	47.64	2.17	1.39	1.19	53.20	-247.22	628.72	-6.30	-0.02	0.00	0.87	1.02
4/11/2007 11:32	8.24	47.67	2.18	1.37	1.19	69.70	-4.58	628.72	-6.30	0.00	0.00	0.85	0.99
4/11/2007 11:42	8.24	47.61	2.20	1.37	1.19	55.10	-247.22	627.19	-6.30	-0.01	0.00	0.85	0.98
4/11/2007 11:52	8.24	47.61	2.17	1.36	1.19	60.50	-247.22	627.19	-6.30	-0.02	0.00	0.82	0.98
4/11/2007 12:02	8.23	47.64	2.17	1.39	1.16	53.70	-247.22	624.14	-6.30	0.00	0.02	0.82	1.01
4/11/2007 12:12	8.23	47.63	2.17	1.36	1.16	66.40	-247.22	622.62	-6.30	-0.01	0.01	0.79	0.99
4/11/2007 12:22	8.23	47.64	2.18	1.37	1.13	66.30	-247.22	621.09	-6.30	-0.01	-0.01	0.81	1.01
4/11/2007 12:32	8.24	47.64	2.15	1.36	1.16	69.70	-245.69	621.09	-6.30	-0.01	0.00	0.78	0.99
4/11/2007 12:42	8.22	47.63	2.14	1.34	1.14	77.90	-245.69	619.56	-6.30	0.00	-0.01	0.79	0.98
4/11/2007 12:52	8.22	47.63	2.18	1.36	1.13	67.70	-247.22	618.04	-6.30	0.00	0.00	0.78	0.98
4/11/2007 13:02	8.23	47.64	2.15	1.37	1.14	61.40	-245.69	616.51	-6.30	0.01	0.01	0.76	0.96
4/11/2007 13:12	8.01	47.72	2.17	1.36	1.13	73.70	4.58	614.99	-6.30	0.02	0.02	0.76	0.99
4/11/2007 13:22	8.01	47.61	2.14	1.31	1.14	77.90	-245.69	613.46	-6.30	0.01	0.01	0.79	0.99
4/11/2007 13:32	8.00	47.61	2.17	1.34	1.13	66.40	-245.69	611.93	-6.30	0.00	0.00	0.75	0.98
4/11/2007 13:42	7.98	47.61	2.17	1.31	1.11	65.70	-245.69	608.88	-6.30	0.01	-0.01	0.76	0.98
4/11/2007 13:52	7.99	47.63	2.14	1.33	1.11	63.40	-245.69	608.88	-6.30	0.02	0.02	0.73	0.98
4/11/2007 14:02	7.99	47.66	2.15	1.33	1.11	71.10	-245.69	608.88	-6.30	0.02	0.01	0.75	0.98
4/11/2007 14:12	8.02	48.82	29.01	20.07	69.33	61.40	-245.69	628.72	-6.30	7.56	12.42	45.99	65.73
4/11/2007 14:22	7.97	51.40	26.46	19.82	69.45	51.20	-245.69	651.61	-6.30	7.61	11.96	43.77	65.39
4/11/2007 14:32	7.43	50.01	27.53	20.05	69.11	48.50	-247.22	668.40	-6.30	7.55	12.25	41.29	65.92
4/11/2007 14:42	6.92	50.10	27.67	20.54	69.33	36.80	-245.69	680.60	-6.30	7.50	12.10	38.07	66.32
4/11/2007 14:52	6.97	50.02	26.83	20.07	69.36	53.80	-245.69	689.76	-6.30	7.43	12.16	33.56	66.12
4/11/2007 15:02	7.14	49.93	26.98	20.45	70.07	56.80	-245.69	695.86	-6.30	7.57	12.25	30.02	66.50
4/11/2007 15:12	6.86	50.13	26.75	19.79	69.57	61.00	-245.69	697.39	-6.30	7.37	12.46	27.16	66.34
4/11/2007 15:22	6.96	50.22	26.67	20.05	69.48	39.80	-245.69	676.03	-6.30	7.26	12.42	24.07	66.67
4/11/2007 15:32	7.21	50.07	27.06	20.68	70.61	60.60	-245.69	698.92	-6.30	7.34	12.27	21.99	67.02
4/11/2007 15:42	7.22	50.40	2.08	1.22	0.99	65.70	-245.69	3.05	-6.30	0.01	0.01	0.61	0.95
4/11/2007 15:52	7.21	51.93	25.65	20.25	69.68	56.40	-245.69	1.53	-6.30	7.40	12.62	25.13	66.76
4/11/2007 16:02	6.90	50.53	25.96	19.67	69.66	65.00	-245.69	3.05	-6.30	7.58	12.33	22.11	66.49
4/11/2007 16:12	6.84	50.04	25.88	19.66	69.91	63.90	-245.69	1.53	-6.30	7.44	12.35	19.90	66.99
4/11/2007 16:22	7.16	50.27	24.78	19.85	70.35	68.40	-245.69	1.53	-6.30	7.58	12.66	57.68	67.48
4/11/2007 16:32	7.49	50.24	25.23	19.62	69.95	73.90	-245.69	1.53	-6.30	7.47	12.56	51.87	67.16
4/11/2007 16:42	7.95	49.99	32.03	20.05	65.86	65.30	-245.69	1.53	-6.30	25.12	10.89	47.47	57.26
4/11/2007 16:52	7.90	48.91	27.45	19.85	67.72	59.50	-245.69	3.05	-6.30	13.37	21.68	48.65	61.13
4/11/2007 17:02	7.74	50.65	29.10	20.37	68.11	71.60	-245.69	3.05	-6.30	13.43	21.28	47.98	61.25
4/11/2007 17:12	7.70	50.34	30.23	19.78	67.36	66.60	-244.16	3.05	-6.30	13.55	21.14	47.47	61.27
4/11/2007 17:22	7.67	49.98	29.83	19.75	67.63	83.10	-245.69	3.05	-6.30	13.70	21.74	46.39	61.13
4/11/2007 17:32	7.65	50.10	29.77	20.31	67.91	66.40	-245.69	1.53	-6.30	13.56	21.04	46.10	61.36
4/11/2007 17:42	7.65	50.13	29.77	19.99	66.92	62.20	-245.69	3.05	-6.30	13.70	21.29	45.75	61.32
4/11/2007 17:52	7.66	50.07	29.64	20.17	67.62	80.90	-245.69	1.53	-6.30	13.45	21.53	45.05	61.22
4/11/2007 18:02	7.65	50.08	29.53	20.13	66.84	61.70	-244.16	3.05	-6.30	13.40	21.21	44.74	61.22
4/11/2007 18:12	7.65	49.92	29.56	19.93	67.71	67.90	-245.69	3.05	-6.30	13.88	20.99	44.13	61.22
4/11/2007 18:22	7.64	49.84	29.36	20.49	68.08	74.50	-244.16	1.53	-6.30	13.69	21.33	43.77	61.27
4/11/2007 18:32	7.62	50.07	29.62	20.11	67.89	55.20	-244.16	3.05	-6.30	13.45	21.18	42.77	61.25

DATE/TIME	AT-100V Prod. Water UF Inlet pH	LT-100V UF Feed Tank Level %	PT-100V UF Prefilter Inlet Pres. psig	PT-101V UF Prefilter Outlet Press. psig	PT-102V UF Unit Inlet Press. psig	TT-100V UF Unit Inlet Temp °F	AT-201V UF Unit pH Nano Stor	AT-200V Prod. Water Conductivity micromhos	FT-200V UF Unit Perm. Flow gpm	FT-201V UF Unit Conc. Flow gpm	FT-202V UF Unit Recycle Flow gpm	PT-200V UF Outlet Perm. Pres. psig	PT-201V UF Outlet Conc. Press psig
4/11/2007 18:42	7.60	49.90	29.68	19.91	67.76	70.60	-244.16	1.53	-6.30	13.33	21.82	42.24	61.21
4/11/2007 18:52	7.61	49.92	29.51	20.13	67.43	60.60	-244.16	1.53	-6.30	13.67	21.10	41.49	61.33
4/11/2007 19:02	7.60	49.99	29.28	19.67	67.37	59.30	-244.16	3.05	-6.30	13.20	21.67	40.45	61.19
4/11/2007 19:12	7.58	49.93	29.45	20.52	67.71	64.40	-245.69	3.05	-6.30	13.62	21.68	40.10	61.64
4/11/2007 19:22	7.56	49.86	29.27	20.11	68.03	74.50	-245.69	3.05	-6.30	13.57	21.52	39.10	61.45
4/11/2007 19:32	7.55	50.05	29.99	20.10	67.86	63.40	-245.69	3.05	-6.30	13.33	21.42	38.50	61.54
4/11/2007 19:42	7.58	50.01	29.21	20.27	68.34	59.80	-245.69	3.05	-6.30	13.76	21.69	37.69	61.51
4/11/2007 19:52	7.60	50.07	29.21	19.72	67.02	69.90	-245.69	3.05	-6.30	13.57	21.56	36.38	61.06
4/11/2007 20:02	7.59	50.01	29.28	20.07	67.42	60.00	-245.69	1.53	-6.30	13.71	21.76	35.82	61.42
4/11/2007 20:12	7.58	49.99	29.67	20.14	67.98	65.10	-245.69	3.05	-6.30	13.63	21.09	35.21	61.82
4/11/2007 20:22	7.57	49.87	29.42	19.93	67.36	64.40	-245.69	1.53	-6.30	13.18	21.72	34.09	61.35
4/11/2007 20:32	7.53	49.95	29.15	19.95	67.91	60.00	-245.69	3.05	-6.30	13.73	21.61	33.63	61.56
4/11/2007 20:42	7.44	50.04	29.33	19.88	68.18	52.90	-245.69	1.53	-6.30	13.36	21.33	32.73	61.36
4/11/2007 20:52	7.37	50.04	29.12	19.79	67.27	62.90	-245.69	3.05	-6.30	13.52	21.10	31.56	61.53
4/11/2007 21:02	7.46	50.10	29.30	19.87	68.15	50.80	-245.69	1.53	-6.30	13.53	21.54	31.13	61.67
4/11/2007 21:12	7.45	50.07	29.65	19.59	67.62	50.30	-245.69	1.53	-6.30	13.50	21.35	29.99	61.45
4/11/2007 21:22	7.44	49.92	29.76	19.99	68.46	32.70	-245.69	1.53	-6.30	13.28	21.44	29.44	61.54
4/11/2007 21:32	7.42	49.87	29.74	19.90	68.20	54.10	-245.69	1.53	-6.30	13.60	21.13	28.61	61.70
4/11/2007 21:42	7.42	50.11	29.54	19.99	68.01	47.00	-245.69	3.05	-6.30	13.31	21.44	27.94	61.44
4/11/2007 21:52	7.42	50.10	29.97	20.17	68.08	46.90	-245.69	1.53	-6.30	13.43	21.02	27.19	61.74
4/11/2007 22:02	7.41	49.86	29.67	19.70	67.48	37.90	-245.69	3.05	-6.30	13.10	21.57	26.67	61.80
4/11/2007 22:12	7.41	49.98	30.02	19.96	68.08	52.90	-245.69	3.05	-6.30	13.32	21.84	25.88	61.77
4/11/2007 22:22	7.40	50.21	30.26	20.17	67.59	36.00	-245.69	1.53	-6.30	13.26	21.68	25.09	61.86
4/11/2007 22:32	7.41	49.84	29.94	20.22	67.86	39.60	-245.69	1.53	-6.30	13.54	21.30	24.42	61.93
4/11/2007 22:42	7.41	50.22	29.89	19.96	67.53	35.80	-245.69	1.53	-6.30	13.59	21.64	23.79	61.39
4/11/2007 22:52	7.40	50.08	29.94	19.59	67.45	33.10	-245.69	1.53	-6.30	13.60	21.12	23.09	61.54
4/11/2007 23:02	7.40	49.96	30.06	20.17	67.77	42.60	-245.69	1.53	-6.30	13.69	21.05	22.91	61.71
4/11/2007 23:12	7.39	50.01	29.91	19.93	67.57	29.80	-245.69	1.53	-6.30	13.21	21.42	22.13	61.59
4/11/2007 23:22	7.38	49.99	29.91	19.75	68.53	35.80	-245.69	1.53	-6.30	13.25	21.47	21.61	61.76
4/11/2007 23:32	7.40	49.93	30.28	20.02	68.12	40.00	-247.22	3.05	-6.30	13.59	21.21	21.09	61.85
4/11/2007 23:42	7.43	49.84	30.46	19.91	67.91	31.70	-247.22	1.53	-6.30	13.59	21.12	20.59	61.88
4/11/2007 23:52	7.43	50.04	30.46	19.88	68.38	18.20	-247.22	1.53	-6.30	13.23	20.90	20.20	61.93
4/12/2007 0:02	7.43	49.76	30.40	20.16	68.15	42.20	-245.69	1.53	-6.30	13.39	21.77	19.90	62.03
4/12/2007 0:12	7.42	50.07	30.70	20.13	67.53	40.60	-247.22	1.53	-6.30	13.77	21.20	19.40	61.91
4/12/2007 0:22	7.42	49.79	30.60	20.16	68.09	31.20	-99.19	1.53	-6.30	13.80	21.30	19.18	62.34
4/12/2007 0:32	7.40	49.87	30.38	19.98	67.33	43.40	-247.22	1.53	-6.30	13.40	21.56	18.31	61.57
4/12/2007 0:42	7.39	50.02	30.61	20.05	68.32	26.80	3.05	1.53	-6.30	13.75	21.29	18.27	62.06
4/12/2007 0:52	7.39	49.73	30.78	20.14	67.74	42.20	-247.22	1.53	-6.30	13.38	21.17	17.87	62.25
4/12/2007 1:02	7.38	50.13	30.73	20.28	68.52	16.40	-245.69	1.53	-6.30	13.60	21.72	17.69	62.08
4/12/2007 1:12	7.38	49.95	31.09	20.04	68.26	31.00	-247.22	1.53	-6.30	13.38	21.60	17.27	62.12
4/12/2007 1:22	7.36	50.05	31.27	20.22	68.44	40.80	-245.69	1.53	-6.30	13.46	21.27	16.73	61.85
4/12/2007 1:32	7.41	50.07	30.80	20.39	68.18	19.30	1.53	1.53	-6.30	13.21	21.05	16.22	61.99
4/12/2007 1:42	7.42	50.05	31.01	19.79	68.21	28.00	-245.69	1.53	-6.30	13.40	21.48	16.30	62.17
4/12/2007 1:52	7.41	50.10	31.12	20.10	68.14	21.90	-245.69	1.53	-6.30	13.41	21.49	15.99	62.35
4/12/2007 2:02	7.42	49.96	31.24	20.28	68.40	30.80	-247.22	1.53	-6.30	13.80	21.19	15.55	62.03
4/12/2007 2:12	7.42	50.01	30.98	19.79	68.34	21.40	-245.69	1.53	-6.30	13.48	21.54	15.21	62.08
4/12/2007 2:22	7.41	49.98	30.80	20.01	68.20	32.80	-247.22	0.00	-6.30	13.59	21.14	14.79	61.96
4/12/2007 2:32	7.40	49.86	30.63	19.96	68.46	20.10	-248.74	1.53	-6.30	13.37	21.38	14.57	61.97
4/12/2007 2:42	7.40	50.11	30.81	19.95	68.20	14.20	-247.22	1.53	-6.30	13.46	21.55	14.27	62.15
4/12/2007 2:52	7.39	50.11	31.42	20.27	68.49	35.50	-247.22	1.53	-6.30	13.47	21.79	14.07	62.60
4/12/2007 3:02	7.38	50.04	30.92	19.91	68.47	31.00	-245.69	1.53	-6.30	13.81	21.14	13.58	62.06
4/12/2007 3:12	7.37	50.08	31.22	20.24	69.01	13.10	-247.22	1.53	-6.30	13.40	21.20	13.28	62.14
4/12/2007 3:22	7.37	50.01	31.18	20.07	68.85	25.60	3.05	0.00	-6.30	13.71	21.17	12.96	62.25
4/12/2007 3:32	7.36	49.89	31.24	20.04	68.40	31.70	-247.22	1.53	-6.30	13.52	21.39	12.82	62.19
4/12/2007 3:42	7.36	50.13	31.18	20.39	69.13	24.10	-247.22	1.53	-6.30	13.41	21.42	12.99	62.38
4/12/2007 3:52	7.42	49.93	30.86	19.84	68.37	22.60	3.05	0.00	-6.30	13.79	21.12	12.03	61.93

DATE/TIME	AT-100V Prod. Water UF Inlet pH	LT-100V UF Feed Tank Level %	PT-100V UF Prefilter Inlet Pres. psig	PT-101V UF Prefilter Outlet Press. psig	PT-102V UF Unit Inlet Press. psig	TT-100V UF Unit Inlet Temp °F	AT-201V UF Unit pH Nano Stor	AT-200V Prod. Water Conductivity micromhos	FT-200V UF Unit Perm. Flow gpm	FT-201V UF Unit Conc. Flow gpm	FT-202V UF Unit Recycle Flow gpm	PT-200V UF Outlet Perm. Pres. psig	PT-201V UF Outlet Conc. Press psig
4/12/2007 4:02	7.46	49.90	30.66	20.30	68.23	18.30	-247.22	0.00	-6.30	13.26	21.56	11.86	62.03
4/12/2007 4:12	7.48	50.07	31.24	20.10	68.30	9.20	-245.69	1.53	-6.30	13.70	21.39	11.70	62.15
4/12/2007 4:22	7.48	49.96	31.21	19.73	68.15	12.40	-245.69	0.00	-6.30	13.21	21.13	11.52	62.20
4/12/2007 4:32	7.48	49.95	31.18	20.01	68.73	25.60	-245.69	1.53	-6.30	13.21	21.37	11.58	62.43
4/12/2007 4:42	7.49	49.87	30.69	19.70	68.14	21.40	-247.22	0.00	-6.30	13.59	21.44	11.31	61.96
4/12/2007 4:52	7.48	49.99	30.95	19.81	68.38	13.30	-247.22	1.53	-6.30	13.39	21.38	10.90	62.02
4/12/2007 5:02	7.48	50.13	31.16	19.75	67.89	15.50	-248.74	0.00	-6.30	13.51	21.49	11.09	61.94
4/12/2007 5:12	7.47	49.92	31.27	19.76	68.26	17.70	-247.22	0.00	-6.30	13.43	21.49	10.93	62.09
4/12/2007 5:22	7.46	49.84	31.02	19.90	67.92	22.50	-247.22	0.00	-6.30	13.38	21.21	10.65	62.09
4/12/2007 5:32	7.45	49.98	31.04	20.13	69.40	3278.80	-247.22	1.53	-6.30	13.17	21.39	10.83	62.57
4/12/2007 5:42	7.45	49.98	31.16	19.75	68.66	16.20	-247.22	1.53	-6.30	13.51	21.35	10.68	62.31
4/12/2007 5:52	7.45	50.10	31.56	20.10	67.95	11.10	-247.22	1.53	-6.30	13.29	21.59	10.48	62.66
4/12/2007 6:02	7.45	50.01	31.24	19.84	68.38	4.10	-247.22	0.00	-6.30	13.41	21.25	10.16	62.26
4/12/2007 6:12	7.45	49.98	31.76	20.01	68.73	10.00	-247.22	0.00	-6.30	13.43	20.91	10.21	62.32
4/12/2007 6:22	7.45	50.11	31.53	19.99	68.63	7.70	-247.22	1.53	-6.30	13.50	20.94	9.96	62.23
4/12/2007 6:32	7.44	50.07	31.54	20.19	68.69	15.70	-247.22	1.53	-6.30	13.19	21.29	10.06	62.49
4/12/2007 6:42	7.44	49.79	31.45	19.93	68.70	12.10	-247.22	0.00	-6.30	13.69	21.15	9.67	62.09
4/12/2007 6:52	7.44	49.90	31.36	19.81	68.29	11.30	-247.22	0.00	-6.30	13.54	21.41	9.64	62.20
4/12/2007 7:02	7.44	49.82	31.82	20.43	68.50	19.30	-247.22	1.53	-6.30	13.62	21.42	10.06	62.58
4/12/2007 7:12	7.44	50.25	31.85	19.90	68.66	23.90	-247.22	0.00	-6.30	13.27	21.21	9.71	62.38
4/12/2007 7:22	7.45	50.07	32.32	20.27	68.41	8.00	-247.22	0.00	-6.30	13.23	21.61	9.71	62.28
4/12/2007 7:32	7.45	50.19	31.89	19.95	68.12	15.60	-247.22	1.53	-6.30	13.78	21.43	9.14	61.91
4/12/2007 7:42	7.45	50.10	31.92	20.30	68.66	11.40	-247.22	0.00	-6.30	13.59	21.32	9.49	62.48
4/12/2007 7:52	7.45	49.93	31.94	19.96	68.69	6.70	-248.74	0.00	-6.30	13.16	21.55	9.23	62.26
4/12/2007 8:02	7.45	49.98	32.60	20.31	69.04	23.60	-247.22	0.00	-6.30	13.21	21.45	9.63	62.58
4/12/2007 8:12	7.46	50.13	32.08	20.65	68.61	21.60	-247.22	0.00	-6.30	13.26	21.63	9.37	62.49
4/12/2007 8:22	7.47	50.02	31.92	20.37	68.98	21.10	-247.22	0.00	-6.30	13.56	21.87	9.39	62.43
4/12/2007 8:32	7.48	50.10	31.68	19.79	68.38	16.30	-248.74	0.00	-6.30	13.63	21.17	8.99	62.02
4/12/2007 8:42	7.49	50.02	31.34	19.78	68.05	20.50	-247.22	0.00	-6.30	13.61	21.63	9.03	61.93
4/12/2007 8:52	7.50	50.11	31.88	20.36	68.12	17.80	-247.22	1.53	-6.30	13.63	21.94	9.17	62.12
4/12/2007 9:02	7.50	50.11	31.89	20.01	68.05	24.50	-247.22	0.00	-6.30	13.01	21.46	9.13	62.17
4/12/2007 9:12	7.50	49.92	32.15	20.05	68.26	26.90	-247.22	0.00	-6.30	13.26	21.61	9.23	62.20
4/12/2007 9:22	7.50	50.14	32.29	20.24	68.12	17.70	-247.22	-1.53	-6.30	13.23	21.13	9.17	62.20
4/12/2007 9:32	7.53	49.99	31.59	19.84	68.34	25.40	-247.22	1.53	-6.30	13.30	21.45	8.97	62.02
4/12/2007 9:42	7.54	49.95	32.26	20.40	68.78	30.50	-247.22	0.00	-6.30	13.55	21.70	9.03	62.25
4/12/2007 9:52	7.55	50.16	31.60	19.55	67.74	16.60	-247.22	0.00	-6.30	13.55	21.09	8.90	61.93
4/12/2007 10:02	7.52	50.02	31.86	19.99	68.58	28.70	-247.22	1.53	-6.30	13.33	21.46	9.23	62.26
4/12/2007 10:12	7.51	49.98	31.66	19.75	68.17	24.40	-247.22	0.00	-6.30	13.45	21.14	9.14	62.15
4/12/2007 10:22	7.51	50.05	31.80	20.17	68.78	31.10	-247.22	1.53	-6.30	12.86	21.16	8.93	62.29
4/12/2007 10:32	7.52	50.02	31.54	20.11	68.63	30.20	-245.69	1.53	-6.30	13.17	21.57	8.94	62.02
4/12/2007 10:42	7.51	50.04	31.47	20.10	67.39	38.50	-245.69	0.00	-6.30	13.14	21.51	8.77	61.90
4/12/2007 10:52	7.53	50.10	31.31	20.04	67.92	26.00	-247.22	0.00	-6.30	13.48	20.97	8.44	61.83
4/12/2007 11:02	7.54	49.93	31.25	19.91	68.20	33.70	-245.69	1.53	-6.30	13.38	21.66	8.27	61.91
4/12/2007 11:12	7.54	50.02	32.53	20.11	68.56	35.80	3.05	1.53	-6.30	13.08	21.29	8.56	62.55
4/12/2007 11:22	7.55	49.98	32.38	20.17	68.34	42.80	-247.22	1.53	-6.30	13.03	21.24	8.38	62.23
4/12/2007 11:32	7.54	49.98	32.03	20.40	68.40	39.50	-247.22	1.53	-6.30	13.30	21.28	8.16	62.28
4/12/2007 11:42	7.52	50.07	32.08	19.90	68.06	28.10	-247.22	1.53	-6.30	13.71	21.47	8.24	62.40
4/12/2007 11:52	7.55	49.86	32.03	20.33	68.35	51.80	-245.69	1.53	-6.30	13.43	21.39	8.03	62.22
4/12/2007 12:02	7.53	50.02	32.06	20.05	68.37	62.90	-245.69	1.53	-6.30	13.44	20.97	8.23	62.15
4/12/2007 12:12	7.32	49.98	31.91	20.05	68.47	48.30	-245.69	1.53	-6.30	13.20	21.59	7.95	62.25
4/12/2007 12:22	7.30	49.81	32.03	20.49	69.14	47.00	-245.69	1.53	-6.30	13.41	21.13	8.13	62.54
4/12/2007 12:32	6.79	49.82	32.23	20.04	68.69	73.00	-245.69	0.00	-6.30	13.60	21.34	8.03	62.44
4/12/2007 12:42	6.64	50.05	32.08	19.91	68.17	57.50	-245.69	3.05	-6.30	13.26	21.46	7.89	62.26
4/12/2007 12:52	7.11	49.95	31.91	19.85	68.34	48.20	-245.69	1.53	-6.30	13.37	21.33	7.84	62.26
4/12/2007 13:02	7.06	50.04	31.77	19.61	68.23	58.50	-245.69	1.53	-6.30	13.46	21.60	7.80	62.17
4/12/2007 13:12	7.18	50.04	31.92	20.07	68.30	52.80	-245.69	3.05	-6.30	13.42	21.76	7.86	62.19

DATE/TIME	AT-100V Prod. Water UF Inlet pH	LT-100V UF Feed Tank Level %	PT-100V UF Prefilter Inlet Pres. psig	PT-101V UF Prefilter Outlet Press. psig	PT-102V UF Unit Inlet Press. psig	TT-100V UF Unit Inlet Temp °F	AT-201V UF Unit pH Nano Stor	AT-200V Prod. Water Conductivity micromhos	FT-200V UF Unit Perm. Flow gpm	FT-201V UF Unit Conc. Flow gpm	FT-202V UF Unit Recycle Flow gpm	PT-200V UF Outlet Perm. Pres. psig	PT-201V UF Outlet Conc. Press psig
4/12/2007 13:22	7.34	49.96	31.80	20.11	68.75	72.10	-245.69	1.53	-6.30	13.46	21.70	7.83	62.23
4/12/2007 13:32	7.62	50.04	31.85	19.93	68.24	63.40	-245.69	1.53	-6.30	13.32	21.69	7.81	62.02
4/12/2007 13:42	7.70	49.96	31.89	20.05	68.53	58.70	-245.69	3.05	-6.30	13.57	21.76	7.60	61.97
4/12/2007 13:52	7.70	50.04	32.00	19.82	68.52	61.40	-244.16	3.05	-6.30	13.44	21.37	7.69	62.17
4/12/2007 14:02	7.72	49.99	31.82	19.95	67.74	62.60	-245.69	1.53	-6.30	13.56	21.53	7.69	62.17
4/12/2007 14:12	7.75	50.02	32.05	19.96	68.43	61.20	-245.69	1.53	-6.30	13.29	21.36	7.48	61.96
4/12/2007 14:22	7.82	49.99	32.28	20.13	68.43	68.90	-245.69	1.53	-6.30	13.24	21.64	7.72	62.17
4/12/2007 14:32	7.84	50.07	31.68	19.73	68.40	69.70	-245.69	3.05	-6.30	13.38	21.67	7.46	61.79
4/12/2007 14:42	7.87	49.92	32.29	19.90	68.14	72.30	-245.69	3.05	-6.30	13.43	21.77	7.58	62.14
4/12/2007 14:52	7.89	49.81	32.08	19.64	68.09	67.70	-245.69	1.53	-6.30	13.20	21.43	7.34	61.79
4/12/2007 15:02	7.90	49.98	32.40	20.05	68.37	73.60	-245.69	1.53	-6.30	13.26	21.51	7.51	62.23
4/12/2007 15:12	7.89	50.21	31.85	19.66	68.56	59.60	-244.16	3.05	-6.30	13.13	21.61	7.14	61.65
4/12/2007 15:22	7.89	50.07	32.18	19.90	68.93	77.10	-245.69	1.53	-6.30	13.43	21.63	7.42	62.15
4/12/2007 15:32	7.85	50.16	32.24	19.91	68.34	70.10	-244.16	3.05	-6.30	13.42	21.11	7.32	61.91
4/12/2007 15:42	7.83	50.10	32.35	19.87	68.29	68.20	-244.16	3.05	-6.30	13.59	21.32	7.10	61.82
4/12/2007 15:52	7.83	49.90	32.57	19.98	68.35	67.70	-245.69	1.53	-6.30	13.28	21.37	7.17	62.15
4/12/2007 16:02	7.90	46.57	29.28	19.81	67.59	63.90	-245.69	3.05	-6.30	15.67	21.97	31.47	60.32
4/12/2007 16:12	7.36	49.76	33.31	20.33	68.24	76.70	-245.69	3.05	-6.30	15.50	21.34	31.95	60.84
4/12/2007 16:22	7.17	49.98	33.59	20.04	68.15	57.50	-244.16	3.05	-6.30	15.18	21.78	31.47	60.80
4/12/2007 16:32	7.10	50.22	33.65	20.05	67.33	68.20	-245.69	3.05	-6.30	15.60	21.48	30.98	60.32
4/12/2007 16:42	7.08	49.92	33.13	20.04	67.50	70.20	-244.16	3.05	-6.30	15.93	21.56	30.78	60.64
4/12/2007 16:52	7.05	50.18	33.69	19.96	67.69	69.00	-245.69	3.05	-6.30	15.45	21.65	30.58	60.49
4/12/2007 17:02	7.06	50.08	33.74	20.25	67.95	69.80	-245.69	1.53	-6.30	15.57	21.29	30.03	60.63
4/12/2007 17:12	7.06	50.10	33.50	20.01	67.71	74.50	-244.16	3.05	-6.30	15.80	21.06	30.03	60.60
4/12/2007 17:22	7.06	49.86	34.18	20.27	67.85	85.40	-244.16	3.05	-6.30	15.85	21.28	29.67	60.84
4/12/2007 17:32	7.06	49.93	33.69	19.93	68.12	88.00	-244.16	3.05	-6.30	15.81	21.65	29.39	60.51
4/12/2007 17:42	7.05	49.96	34.56	19.79	67.65	79.90	-245.69	3.05	-6.30	15.60	21.47	29.18	60.55
4/12/2007 17:52	7.06	49.81	34.01	20.14	68.15	80.60	-245.69	3.05	-6.30	15.90	21.37	29.09	60.71
4/12/2007 18:02	7.05	50.18	34.55	19.93	67.65	85.50	-244.16	3.05	-6.30	15.60	21.38	28.72	60.61
4/12/2007 18:12	7.06	49.78	34.29	19.91	68.35	71.20	-245.69	3.05	-6.30	15.39	21.87	28.40	60.58
4/12/2007 18:22	7.07	50.04	35.34	20.13	67.94	91.50	-245.69	3.05	-6.30	15.50	21.67	28.12	60.83
4/12/2007 18:32	7.07	50.16	34.53	20.04	67.89	77.10	-244.16	3.05	-6.30	15.60	21.84	27.83	60.46
4/12/2007 18:42	7.06	49.99	35.21	20.20	68.05	72.10	-244.16	3.05	-6.30	15.48	21.96	27.74	60.84
4/12/2007 18:52	7.07	49.93	34.78	19.76	68.21	73.90	-244.16	1.53	-6.30	15.54	21.58	26.92	60.72
4/12/2007 19:02	7.06	50.18	35.08	20.14	67.68	69.90	-245.69	4.58	-6.30	15.29	21.74	26.90	60.57
4/12/2007 19:12	7.07	49.90	35.79	20.13	67.97	69.80	-244.16	3.05	-6.30	15.82	21.84	26.74	60.60
4/12/2007 19:22	7.07	49.90	35.16	20.16	68.01	63.40	-244.16	3.05	-6.30	15.90	21.32	26.46	60.54
4/12/2007 19:32	7.07	50.01	36.26	20.19	68.50	69.50	-245.69	3.05	-6.30	15.32	21.56	26.37	60.93
4/12/2007 19:42	7.07	50.04	35.57	20.20	67.98	75.00	-244.16	1.53	-6.30	15.85	21.86	26.25	60.92
4/12/2007 19:52	7.07	50.02	36.03	19.90	67.42	70.60	-245.69	3.05	-6.30	15.68	21.30	25.53	60.51
4/12/2007 20:02	7.07	49.84	35.59	19.96	67.21	53.90	-245.69	3.05	-6.30	15.97	21.44	25.52	60.69
4/12/2007 20:12	7.07	49.96	35.95	19.98	67.88	73.50	4.58	3.05	-6.30	15.58	21.31	25.64	60.71
4/12/2007 20:22	7.07	50.01	35.86	19.82	68.38	64.30	-245.69	3.05	-6.30	15.31	21.42	25.15	60.40
4/12/2007 20:32	7.05	50.10	36.06	20.13	68.14	58.20	-245.69	3.05	-6.30	16.03	21.34	25.01	60.75
4/12/2007 20:42	7.01	49.93	36.52	20.04	67.33	52.40	-245.69	3.05	-6.30	15.44	21.51	24.81	60.69
4/12/2007 20:52	6.74	49.82	36.24	19.75	67.37	56.70	4.58	1.53	-6.30	15.83	21.40	24.48	60.61
4/12/2007 21:02	6.34	49.87	36.55	20.07	67.30	54.50	-245.69	3.05	-6.30	15.48	21.53	24.23	60.75
4/12/2007 21:12	6.31	50.05	36.65	19.95	67.92	52.20	-244.16	1.53	-6.30	16.02	21.22	23.90	60.64
4/12/2007 21:22	6.42	50.10	36.49	20.22	67.91	53.20	-245.69	3.05	-6.30	15.93	21.69	23.68	60.71
4/12/2007 21:32	6.72	49.93	36.75	19.85	67.74	48.20	-245.69	1.53	-6.30	15.52	21.42	23.12	60.69
4/12/2007 21:42	6.80	49.96	37.25	19.81	67.97	46.50	-245.69	3.05	-6.30	15.98	21.68	22.97	60.63
4/12/2007 21:52	6.86	49.86	36.88	19.99	68.03	47.00	-245.69	1.53	-6.30	15.59	21.77	22.83	60.93
4/12/2007 22:02	6.87	50.04	37.10	20.04	67.85	45.30	-245.69	1.53	-6.30	15.83	21.42	22.54	60.84
4/12/2007 22:12	6.90	50.07	37.34	19.99	68.17	39.40	-245.69	1.53	-6.30	15.90	21.43	22.65	60.98
4/12/2007 22:22	6.91	49.98	37.02	20.24	67.83	30.50	-245.69	3.05	-6.30	15.73	21.17	22.28	60.71
4/12/2007 22:32	6.92	49.86	36.82	19.91	68.06	44.00	-245.69	1.53	-6.30	15.83	21.60	22.01	60.66

DATE/TIME	AT-100V Prod. Water UF Inlet pH	LT-100V UF Feed Tank Level %	PT-100V UF Prefilter Inlet Pres. psig	PT-101V UF Prefilter Outlet Press. psig	PT-102V UF Unit Inlet Press. psig	TT-100V UF Unit Inlet Temp °F	AT-201V UF Unit pH Nano Stor	AT-200V Prod. Water Conductivity micromhos	FT-200V UF Unit Perm. Flow gpm	FT-201V UF Unit Conc. Flow gpm	FT-202V UF Unit Recycle Flow gpm	PT-200V UF Outlet Perm. Pres. psig	PT-201V UF Outlet Conc. Press psig
4/12/2007 22:42	6.93	49.99	36.87	20.34	67.85	44.80	-245.69	3.05	-6.30	15.44	21.73	22.22	61.03
4/12/2007 22:52	6.94	49.87	37.33	19.91	68.01	43.70	-245.69	1.53	-6.30	15.88	21.76	21.82	60.75
4/12/2007 23:02	6.96	50.04	36.85	19.85	68.47	39.80	-245.69	1.53	-6.30	15.65	21.01	21.44	60.78
4/12/2007 23:12	7.01	49.93	37.33	19.76	67.40	69.00	-245.69	1.53	-6.30	15.53	21.33	21.38	60.78
4/12/2007 23:22	7.01	50.07	37.16	20.22	68.56	50.30	-245.69	1.53	-6.30	15.84	21.04	21.39	60.90
4/12/2007 23:32	7.01	50.13	38.03	20.07	67.74	44.50	-245.69	3.05	-6.30	15.89	21.64	21.23	60.87
4/12/2007 23:42	7.01	50.10	37.22	19.95	67.65	49.70	-245.69	1.53	-6.30	15.46	21.73	21.23	60.83
4/12/2007 23:52	7.01	50.01	36.85	20.16	68.08	47.60	-245.69	3.05	-6.30	15.55	21.18	20.94	60.87
4/13/2007 0:02	7.01	50.22	37.48	20.11	68.08	30.30	-245.69	1.53	-6.30	15.61	21.41	20.78	60.90
4/13/2007 0:12	7.02	50.04	37.71	20.07	68.17	48.70	-245.69	1.53	-6.30	15.67	21.46	20.62	60.87
4/13/2007 0:22	7.02	49.98	37.19	19.87	68.03	37.00	-245.69	1.53	-6.30	15.34	21.38	20.51	60.83
4/13/2007 0:32	7.05	49.79	37.97	19.76	68.03	27.50	-245.69	1.53	-6.30	15.73	21.24	20.37	60.71
4/13/2007 0:42	7.05	49.96	37.34	19.95	68.18	32.60	-247.22	3.05	-6.30	15.59	21.64	20.10	60.49
4/13/2007 0:52	7.04	50.16	37.54	19.76	68.43	37.90	-245.69	1.53	-6.30	15.32	21.56	20.22	60.60
4/13/2007 1:02	7.03	49.76	37.49	19.75	68.24	30.20	-245.69	3.05	-6.30	15.60	21.59	20.05	60.93
4/13/2007 1:12	7.02	49.99	37.31	19.99	68.40	21.30	-247.22	1.53	-6.30	15.78	21.41	19.88	60.83
4/13/2007 1:22	7.01	49.84	37.72	20.20	68.00	44.40	-245.69	1.53	-6.30	15.57	21.46	20.04	60.93
4/13/2007 1:32	7.01	50.21	38.07	19.72	67.65	25.80	-247.22	1.53	-6.30	15.57	21.15	19.91	60.84
4/13/2007 1:42	7.00	50.14	38.12	19.84	67.65	37.20	3.05	0.00	-6.30	15.63	21.39	19.47	60.51
4/13/2007 1:52	7.00	49.76	37.85	19.61	67.79	12.90	-247.22	1.53	-6.30	15.59	21.62	19.32	60.54
4/13/2007 2:02	6.99	50.01	38.56	20.04	68.23	30.90	-245.69	1.53	-6.30	15.59	21.55	19.47	60.95
4/13/2007 2:12	6.99	49.75	38.73	20.13	68.12	33.90	-59.51	1.53	-6.30	15.46	21.81	19.53	61.10
4/13/2007 2:22	6.99	50.16	38.55	20.14	68.20	31.20	-247.22	1.53	-6.30	15.27	22.01	19.76	61.06
4/13/2007 2:32	6.98	50.04	38.20	20.13	68.29	29.60	-245.69	1.53	-6.30	15.37	21.74	19.46	60.74
4/13/2007 2:42	6.98	50.16	38.36	19.95	67.68	31.90	-247.22	0.00	-6.30	15.53	21.06	19.23	60.93
4/13/2007 2:52	6.98	50.07	38.73	19.95	68.03	22.40	-247.22	1.53	-6.30	15.85	21.44	19.23	60.75
4/13/2007 3:02	6.98	49.99	38.88	20.16	68.40	24.60	-247.22	1.53	-6.30	15.35	21.60	19.33	60.83
4/13/2007 3:12	6.98	49.90	38.96	19.88	67.92	28.30	-245.69	1.53	-6.30	15.63	21.81	19.27	60.86
4/13/2007 3:22	6.98	50.02	37.63	19.70	68.59	36.90	-245.69	1.53	-6.30	15.44	21.21	18.91	60.54
4/13/2007 3:32	6.97	50.18	38.43	20.01	67.80	42.50	-247.22	1.53	-6.30	15.70	21.76	18.85	60.78
4/13/2007 3:42	6.97	50.04	38.36	20.11	67.88	24.70	-245.69	1.53	-6.30	15.56	21.47	18.57	60.54
4/13/2007 3:52	6.96	49.99	38.00	19.99	68.44	32.80	-247.22	0.00	-6.30	15.46	21.43	18.24	60.77
4/13/2007 4:02	6.97	49.90	37.94	19.79	67.95	31.80	-247.22	1.53	-6.30	15.76	20.92	17.87	60.78
4/13/2007 4:12	6.97	50.24	39.07	20.11	68.41	19.50	-247.22	1.53	-6.30	15.22	21.55	17.75	60.98
4/13/2007 4:22	6.97	49.98	38.87	19.98	67.34	20.70	-247.22	1.53	-6.30	15.55	21.67	17.67	60.54
4/13/2007 4:32	6.97	49.99	39.13	20.14	68.81	22.10	-247.22	1.53	-6.30	15.52	21.49	17.93	61.09
4/13/2007 4:42	6.97	50.07	38.99	20.22	68.78	35.80	-247.22	1.53	-6.30	15.51	21.10	18.02	61.35
4/13/2007 4:52	6.97	49.86	39.08	20.17	68.20	31.60	-247.22	1.53	-6.30	16.00	21.46	17.63	60.96
4/13/2007 5:02	6.96	50.07	38.53	19.99	68.26	15.20	-245.69	0.00	-6.30	15.46	21.51	17.67	60.98
4/13/2007 5:12	7.03	50.10	39.77	20.10	67.82	23.00	-247.22	1.53	-6.30	15.75	21.26	17.24	60.87
4/13/2007 5:22	7.04	49.81	39.16	19.98	68.06	33.00	-245.69	1.53	-6.30	15.41	21.58	17.44	61.07
4/13/2007 5:32	7.04	50.21	39.81	20.17	68.73	13.50	-245.69	1.53	-6.30	15.73	21.25	17.38	60.81
4/13/2007 5:42	7.04	50.14	40.16	20.34	68.30	12.70	-247.22	1.53	-6.30	15.52	21.21	17.61	61.25
4/13/2007 5:52	7.04	49.92	39.01	20.04	68.11	18.00	-247.22	0.00	-6.30	15.42	21.58	17.34	60.89
4/13/2007 6:02	7.05	49.84	39.87	19.75	67.76	10.40	-247.22	0.00	-6.30	15.50	21.37	17.18	60.86
4/13/2007 6:12	7.04	49.79	40.00	20.27	68.29	18.80	-247.22	1.53	-6.30	15.78	21.02	17.26	60.84
4/13/2007 6:22	7.05	49.89	39.68	20.28	67.80	21.30	-247.22	1.53	-6.30	15.27	21.27	17.08	60.87
4/13/2007 6:32	7.06	50.24	40.42	20.05	68.09	29.90	-247.22	1.53	-6.30	15.83	21.62	17.52	61.04
4/13/2007 6:42	7.06	50.10	39.63	19.73	67.86	10.40	-245.69	1.53	-6.30	15.40	21.62	17.23	60.77
4/13/2007 6:52	7.06	50.05	39.78	19.93	68.11	24.10	-247.22	1.53	-6.30	15.75	21.41	17.18	60.86
4/13/2007 7:02	7.06	50.16	40.07	19.87	67.83	24.90	-247.22	1.53	-6.30	15.46	21.52	17.08	60.84
4/13/2007 7:12	7.05	50.18	39.58	19.85	68.01	24.40	-247.22	1.53	-6.30	15.45	21.36	17.05	60.67
4/13/2007 7:22	7.06	50.02	39.80	19.82	68.03	32.90	3.05	0.00	-6.30	15.65	21.76	17.15	60.72
4/13/2007 7:32	7.05	50.16	39.87	19.88	67.83	17.10	-247.22	1.53	-6.30	15.70	21.31	17.32	60.77
4/13/2007 7:42	7.04	49.95	40.16	20.30	68.35	29.60	-247.22	1.53	-6.30	15.40	21.12	17.20	60.75
4/13/2007 7:52	7.05	49.93	39.71	19.88	68.69	41.20	-247.22	1.53	-6.30	15.72	21.11	16.98	60.75

DATE/TIME	AT-100V Prod. Water UF Inlet pH	LT-100V UF Feed Tank Level %	PT-100V UF Prefilter Inlet Pres. psig	PT-101V UF Prefilter Outlet Press. psig	PT-102V UF Unit Inlet Press. psig	TT-100V UF Unit Inlet Temp °F	AT-201V UF Unit pH Nano Stor	AT-200V Prod. Water Conductivity micromhos	FT-200V UF Unit Perm. Flow gpm	FT-201V UF Unit Conc. Flow gpm	FT-202V UF Unit Recycle Flow gpm	PT-200V UF Outlet Perm. Pres. psig	PT-201V UF Outlet Conc. Press psig
4/13/2007 8:02	7.05	50.02	40.53	19.96	67.86	14.60	-247.22	1.53	-6.30	15.51	21.27	16.83	60.90
4/13/2007 8:12	7.05	50.05	40.20	20.20	68.32	15.50	-247.22	0.00	-6.30	15.64	21.50	17.02	61.12
4/13/2007 8:22	7.05	50.05	40.35	19.82	67.88	42.00	-245.69	1.53	-6.30	15.61	21.72	16.92	60.64
4/13/2007 8:32	7.05	50.14	39.75	20.08	68.78	28.20	-247.22	0.00	-6.30	15.57	21.18	16.50	60.98
4/13/2007 8:42	7.05	50.04	39.57	20.04	67.94	29.20	-247.22	1.53	-6.30	15.80	21.46	16.40	60.83
4/13/2007 8:52	7.05	49.87	40.38	20.02	68.55	21.30	-247.22	0.00	-6.30	15.75	21.44	16.45	60.75
4/13/2007 9:02	7.06	49.98	40.24	19.99	67.77	25.90	-245.69	1.53	-6.30	15.83	21.25	16.39	60.96
4/13/2007 9:12	7.05	49.72	40.03	20.36	67.94	29.70	-245.69	1.53	-6.30	15.28	20.69	16.40	60.80
4/13/2007 9:22	7.06	50.04	39.81	19.96	68.06	27.10	-247.22	0.00	-6.30	15.31	21.31	16.24	60.92
4/13/2007 9:32	7.05	50.11	40.58	20.31	68.55	14.80	-245.69	1.53	-6.30	15.95	21.59	16.68	61.01
4/13/2007 9:42	7.05	49.79	41.51	20.28	67.94	25.00	-245.69	1.53	-6.30	15.61	21.61	16.56	60.87
4/13/2007 9:52	7.06	50.22	40.16	19.93	68.49	22.70	-245.69	1.53	-6.30	15.88	21.37	16.77	60.74
4/13/2007 10:02	7.06	50.01	40.06	20.34	68.12	16.00	-245.69	1.53	-6.30	15.60	21.41	16.92	61.01
4/13/2007 10:12	7.05	49.87	40.24	19.99	68.61	22.10	-247.22	1.53	-6.30	15.65	21.23	16.57	60.81
4/13/2007 10:22	7.05	49.98	40.18	19.70	68.00	32.70	-245.69	1.53	-6.30	15.72	21.12	16.13	60.64
4/13/2007 10:32	7.04	49.99	40.74	19.82	67.76	33.90	-247.22	1.53	-6.30	15.63	21.41	16.59	60.86
4/13/2007 10:42	7.05	50.07	39.80	19.82	68.58	33.80	-247.22	0.00	-6.30	15.52	21.32	16.68	60.66
4/13/2007 10:52	7.03	50.10	40.47	20.13	68.11	39.10	-247.22	1.53	-6.30	15.57	21.33	16.48	60.77
4/13/2007 11:02	7.02	50.10	41.07	20.20	68.43	24.60	-245.69	1.53	-6.30	15.31	21.34	16.42	60.83
4/13/2007 11:12	6.99	50.01	40.38	19.99	67.79	47.10	-247.22	1.53	-6.30	15.41	21.21	16.47	60.78
4/13/2007 11:22	6.96	50.01	41.02	20.10	68.21	36.20	-247.22	1.53	-6.30	15.84	21.53	16.51	61.09
4/13/2007 11:32	6.97	50.30	40.36	20.24	68.53	33.20	-247.22	1.53	-6.30	15.81	21.52	16.71	60.93
4/13/2007 11:42	6.96	49.82	39.98	20.10	67.92	49.30	-245.69	1.53	-6.30	15.47	21.12	16.30	60.61
4/13/2007 11:52	6.96	49.66	41.03	19.91	67.53	37.20	-245.69	1.53	-6.30	15.83	21.36	16.59	60.90
4/13/2007 12:02	6.95	49.87	40.55	19.99	66.93	41.10	-245.69	1.53	-6.30	15.55	21.64	16.37	60.46
4/13/2007 12:12	6.95	50.10	39.81	19.87	67.69	33.60	-247.22	1.53	-6.30	15.74	21.79	16.30	60.45
4/13/2007 12:22	6.95	49.55	40.91	20.27	67.83	56.60	-245.69	1.53	-6.30	15.58	21.28	17.05	60.90
4/13/2007 12:32	6.95	50.11	40.00	19.85	67.91	24.80	-247.22	1.53	-6.30	15.55	21.33	16.34	60.46
4/13/2007 12:42	6.95	49.90	40.45	20.04	68.64	37.00	-247.22	1.53	-6.30	15.62	21.51	16.44	60.61
4/13/2007 12:52	6.95	49.86	41.00	19.95	67.97	44.30	-247.22	1.53	-6.30	15.82	21.44	16.40	60.84
4/13/2007 13:02	6.96	49.95	40.71	20.59	68.24	45.00	-245.69	1.53	-6.30	15.22	21.64	16.74	60.90
4/13/2007 13:12	6.95	50.04	40.56	20.20	68.52	40.50	-245.69	0.00	-6.30	15.57	21.45	16.80	60.87
4/13/2007 13:22	6.95	50.13	40.99	20.25	68.63	31.40	-247.22	1.53	-6.30	15.48	21.46	16.73	60.87
4/13/2007 13:32	6.95	49.95	40.18	20.16	68.30	41.60	-247.22	1.53	-6.30	15.35	20.99	16.98	60.78
4/13/2007 13:42	6.95	50.02	41.00	20.17	67.79	47.00	-248.74	1.53	-6.30	15.84	21.38	16.76	60.75
4/13/2007 13:52	6.86	49.66	39.36	19.69	67.83	45.70	-245.69	1.53	-6.30	15.94	21.48	16.88	60.58
4/13/2007 14:02	6.41	49.69	39.95	20.04	67.69	44.00	-245.69	1.53	-6.30	15.74	21.32	17.35	60.83
4/13/2007 14:12	6.29	50.04	40.68	20.19	68.44	47.40	-245.69	1.53	-6.30	15.37	21.04	17.50	60.81
4/13/2007 14:22	6.34	49.96	40.20	19.81	67.66	44.30	-247.22	1.53	-6.30	15.33	21.72	17.58	60.54
4/13/2007 14:32	6.33	49.99	40.68	20.14	68.08	38.00	-247.22	1.53	-6.30	15.60	21.29	17.78	60.74
4/13/2007 14:42	6.29	50.13	41.19	19.99	68.27	31.80	-245.69	1.53	-6.30	15.55	21.64	17.79	60.86
4/13/2007 14:52	6.28	50.05	39.78	19.98	68.12	51.30	-57.99	3.05	-6.30	15.51	21.15	17.72	60.86
4/13/2007 15:02	6.31	49.78	39.62	19.81	67.82	35.00	-245.69	1.53	-6.30	15.53	21.24	17.49	60.81
4/13/2007 15:12	6.32	49.53	40.07	20.07	67.88	51.60	-245.69	1.53	-6.30	15.37	20.88	17.63	60.64
4/13/2007 15:22	6.29	50.14	40.53	20.01	68.37	39.60	-245.69	1.53	-6.30	15.58	21.11	17.55	60.90
4/13/2007 15:32	6.29	50.02	40.55	20.19	68.15	46.80	-245.69	1.53	-6.30	15.38	21.52	17.20	60.75
4/13/2007 15:42	6.30	50.30	40.09	19.79	67.50	32.50	-245.69	1.53	-6.30	15.53	20.99	16.95	60.63
4/13/2007 15:52	6.32	50.07	40.76	20.10	68.29	48.50	-245.69	1.53	-6.30	15.43	21.35	17.08	60.98
4/13/2007 16:02	6.30	49.86	41.11	19.76	68.32	34.40	-247.22	3.05	-6.30	15.39	21.57	16.92	60.98
4/13/2007 16:12	6.30	50.16	40.88	19.82	68.06	27.70	-245.69	1.53	-6.30	15.39	21.44	16.63	60.99
4/13/2007 16:22	6.30	50.24	41.39	20.20	68.64	38.40	-245.69	1.53	-6.30	15.27	21.42	16.56	60.67
4/13/2007 16:32	6.31	50.13	40.39	20.24	68.11	37.10	-245.69	1.53	-6.30	15.69	21.46	16.47	60.92
4/13/2007 16:42	6.31	50.50	41.72	20.37	67.83	21.50	-245.69	1.53	-6.30	15.28	21.17	16.01	60.93
4/13/2007 16:52	6.30	50.02	41.05	19.96	68.52	29.00	-247.22	0.00	-6.30	15.63	21.42	15.90	60.89
4/13/2007 17:02	6.30	50.33	41.03	20.27	68.09	29.80	-245.69	1.53	-6.30	15.53	21.50	16.10	61.13
4/13/2007 17:12	6.29	50.19	40.53	19.90	67.68	29.90	-245.69	1.53	-6.30	15.18	21.41	15.64	60.86

DATE/TIME	AT-100V Prod. Water UF Inlet pH	LT-100V UF Feed Tank Level %	PT-100V UF Prefilter Inlet Pres. psig	PT-101V UF Prefilter Outlet Press. psig	PT-102V UF Unit Inlet Press. psig	TT-100V UF Unit Inlet Temp °F	AT-201V UF Unit pH Nano Stor	AT-200V Prod. Water Conductivity micromhos	FT-200V UF Unit Perm. Flow gpm	FT-201V UF Unit Conc. Flow gpm	FT-202V UF Unit Recycle Flow gpm	PT-200V UF Outlet Perm. Pres. psig	PT-201V UF Outlet Conc. Press psig
4/13/2007 17:22	6.31	50.16	40.59	19.90	68.26	27.90	-247.22	1.53	-6.30	15.37	21.36	15.78	60.74
4/13/2007 17:32	6.30	49.64	40.59	20.04	67.88	33.50	-247.22	1.53	-6.30	15.47	20.97	15.72	61.09
4/13/2007 17:42	6.31	49.89	40.90	19.85	67.98	33.10	-247.22	1.53	-6.30	15.28	21.13	15.76	61.06
4/13/2007 17:52	6.31	49.55	42.45	20.22	68.41	30.40	-245.69	1.53	-6.30	15.45	21.05	15.75	60.93
4/13/2007 18:02	6.30	50.21	40.38	19.90	67.48	27.40	-247.22	1.53	-6.30	15.50	21.31	15.40	61.03
4/13/2007 18:12	6.31	50.45	40.61	19.96	68.23	10.30	-245.69	1.53	-6.30	15.49	21.59	15.38	60.81
4/13/2007 18:22	6.31	49.75	41.13	19.93	68.12	25.60	-247.22	1.53	-6.30	15.30	21.29	15.63	60.86
4/13/2007 18:32	6.30	50.42	41.48	19.96	67.83	29.80	-247.22	1.53	-6.30	15.61	20.95	15.37	60.72
4/13/2007 18:42	6.30	50.05	41.40	20.11	68.20	4.20	-247.22	1.53	-6.30	15.27	21.63	15.26	60.86
4/13/2007 18:52	6.30	49.87	41.71	19.70	67.98	30.60	-247.22	1.53	-6.30	15.51	21.40	15.02	60.58
4/13/2007 19:02	6.31	50.11	42.00	19.98	67.79	25.60	-247.22	1.53	-6.30	15.37	21.01	15.31	61.09
4/13/2007 19:12	6.30	50.21	42.16	20.02	67.36	24.60	-247.22	1.53	-6.30	15.72	21.19	15.06	60.78
4/13/2007 19:22	6.30	50.07	41.63	20.16	68.08	26.40	-247.22	1.53	-6.30	15.77	21.45	15.11	60.83
4/13/2007 19:32	6.31	50.02	48.30	20.24	68.81	20.60	-247.22	0.00	-6.30	15.57	21.49	14.82	60.90
4/13/2007 19:42	6.31	49.79	46.47	19.95	68.66	17.90	-247.22	1.53	-6.30	15.38	21.72	15.02	60.64
4/13/2007 19:52	6.31	49.81	45.66	19.85	68.35	23.00	-247.22	0.00	-6.30	15.83	21.38	14.51	60.66
4/13/2007 20:02	6.30	49.38	45.00	19.99	68.67	13.30	-247.22	0.00	-6.30	15.41	21.23	14.73	60.40
4/13/2007 20:12	6.30	49.76	45.20	20.04	67.80	12.00	-248.74	1.53	-6.30	15.56	21.07	14.63	60.86
4/13/2007 20:22	6.31	50.50	44.93	19.67	67.54	21.20	-247.22	0.00	-6.30	15.55	21.63	14.65	60.72
4/13/2007 20:32	6.30	49.98	45.08	19.75	68.32	11.30	-247.22	1.53	-6.30	15.80	21.21	14.68	60.81
4/13/2007 20:42	6.30	49.76	45.15	19.88	68.23	13.00	-247.22	0.00	-6.30	15.44	21.33	14.59	60.75
4/13/2007 20:52	6.30	50.10	45.28	20.01	68.00	14.60	-245.69	0.00	-6.30	15.83	21.37	14.74	60.75
4/13/2007 21:02	6.31	50.04	45.32	20.20	68.23	7.80	-247.22	1.53	-6.30	15.22	21.31	14.89	60.93
4/13/2007 21:12	6.31	50.36	45.60	20.33	68.00	36.80	-247.22	0.00	-6.30	15.65	21.62	15.15	60.93
4/13/2007 21:22	6.32	50.10	44.76	19.88	68.03	3277.60	-247.22	0.00	-6.30	15.72	21.19	14.88	60.92
4/13/2007 21:32	6.29	50.08	45.38	19.82	68.11	21.80	-247.22	1.53	-6.30	15.21	20.89	15.08	60.74
4/13/2007 21:42	6.27	49.93	45.25	20.31	68.49	14.90	-244.16	0.00	-6.30	15.61	21.12	15.14	60.83
4/13/2007 21:52	6.31	50.04	45.55	20.25	68.15	3277.40	-247.22	0.00	-6.30	15.14	21.52	15.28	60.92
4/13/2007 22:02	6.31	50.04	45.41	19.95	68.27	11.10	-248.74	0.00	-6.30	15.80	21.71	15.06	60.72
4/13/2007 22:12	6.30	49.99	45.83	20.13	68.78	2.40	-247.22	0.00	-6.30	15.67	21.19	15.41	61.01
4/13/2007 22:22	6.30	50.48	45.63	19.75	68.26	5.90	-248.74	1.53	-6.30	15.45	21.55	14.95	60.96
4/13/2007 22:32	6.31	49.81	45.43	19.87	68.08	6.50	-247.22	0.00	-6.30	15.31	21.54	14.94	60.83
4/13/2007 22:42	6.31	49.98	45.20	19.73	67.53	10.70	-247.22	0.00	-6.30	15.37	21.48	15.18	60.58
4/13/2007 22:52	6.30	49.93	45.46	19.72	68.11	21.70	-247.22	0.00	-6.30	15.41	21.24	14.94	60.93
4/13/2007 23:02	6.30	50.01	45.87	20.48	68.27	0.90	-247.22	0.00	-6.30	15.53	21.27	15.50	60.87
4/13/2007 23:12	6.30	49.96	46.42	20.49	68.49	0.90	-247.22	1.53	-6.30	15.98	21.05	15.35	60.83
4/13/2007 23:22	6.30	50.02	46.02	19.91	68.06	3.80	-247.22	1.53	-6.30	15.28	21.54	15.00	60.74
4/13/2007 23:32	6.30	49.82	45.99	19.98	68.43	19.40	-248.74	0.00	-6.30	15.09	21.21	14.94	60.83
4/13/2007 23:42	6.30	49.78	46.28	20.10	68.21	10.00	-247.22	0.00	-6.30	15.24	21.57	14.67	60.99
4/13/2007 23:52	6.30	50.10	46.07	19.79	67.88	3.80	3.05	0.00	-6.30	15.28	21.41	14.59	60.75
4/14/2007 0:02	6.30	50.13	46.47	19.84	68.29	14.50	-247.22	0.00	-6.30	15.18	21.24	14.82	60.81
4/14/2007 0:12	6.30	49.61	46.27	20.28	67.97	4.50	-247.22	0.00	-6.30	14.86	21.49	14.62	60.67
4/14/2007 0:22	6.30	50.11	46.13	19.78	68.29	9.90	-248.74	0.00	-6.30	15.26	21.10	14.39	60.45
4/14/2007 0:32	6.30	49.93	46.64	19.93	68.43	24.00	-248.74	0.00	-6.30	15.43	21.35	14.48	61.06
4/14/2007 0:42	6.30	49.86	46.80	20.25	68.44	1.20	-248.74	0.00	-6.30	15.38	21.15	14.51	60.71
4/14/2007 0:52	6.30	49.89	46.45	20.01	67.85	8.80	-247.22	0.00	-6.30	15.01	21.22	14.47	60.78
4/14/2007 1:02	6.30	50.13	46.53	19.90	68.08	19.20	-248.74	0.00	-6.30	15.58	21.00	14.48	60.77
4/14/2007 1:12	6.30	50.10	46.64	19.88	68.44	1.20	-247.22	0.00	-6.30	15.42	21.17	14.16	60.81
4/14/2007 1:22	6.30	50.16	46.82	19.78	68.20	3.40	-247.22	0.00	-6.30	15.33	21.29	14.09	60.69
4/14/2007 1:32	6.29	49.86	47.09	20.19	68.14	4.70	-248.74	0.00	-6.30	15.40	21.47	14.16	60.95
4/14/2007 1:42	6.29	50.04	46.83	20.10	68.61	0.90	-248.74	0.00	-6.30	15.63	21.29	14.28	60.99
4/14/2007 1:52	6.31	50.08	46.99	20.01	68.67	5.90	-248.74	0.00	-6.30	15.37	21.35	14.34	61.04
4/14/2007 2:02	6.31	50.22	47.22	20.08	68.41	0.70	-247.22	0.00	-6.30	15.57	20.98	14.13	60.74
4/14/2007 2:12	6.30	50.14	47.02	20.14	68.27	3280.30	-236.53	0.00	-6.30	15.23	21.02	14.18	60.99
4/14/2007 2:22	6.30	49.93	47.02	19.85	68.47	3283.60	-247.22	-1.53	-6.30	15.48	21.19	14.27	60.86
4/14/2007 2:32	6.30	50.08	47.14	20.01	67.95	3.60	-247.22	0.00	-6.30	15.35	21.68	13.95	60.71

DATE/TIME	AT-100V Prod. Water UF Inlet pH	LT-100V UF Feed Tank Level %	PT-100V UF Prefilter Inlet Pres. psig	PT-101V UF Prefilter Outlet Press. psig	PT-102V UF Unit Inlet Press. psig	TT-100V UF Unit Inlet Temp °F	AT-201V UF Unit pH Nano Stor	AT-200V Prod. Water Conductivity micromhos	FT-200V UF Unit Perm. Flow gpm	FT-201V UF Unit Conc. Flow gpm	FT-202V UF Unit Recycle Flow gpm	PT-200V UF Outlet Perm. Pres. psig	PT-201V UF Outlet Conc. Press psig
4/14/2007 2:42	6.30	49.93	47.38	20.05	68.35	0.70	-247.22	0.00	-6.30	15.53	21.44	14.42	60.98
4/14/2007 2:52	6.30	49.93	47.03	19.99	67.91	5.00	-247.22	1.53	-6.30	15.16	21.36	14.28	60.83
4/14/2007 3:02	6.30	50.01	46.97	19.91	68.73	3288.00	-247.22	0.00	-6.30	15.25	21.30	14.36	60.74
4/14/2007 3:12	6.31	49.86	47.40	20.04	68.59	3281.00	-247.22	0.00	-6.30	15.65	21.57	14.27	60.93
4/14/2007 3:22	6.30	50.13	47.72	20.24	68.11	0.60	-247.22	0.00	-6.30	15.31	21.69	14.85	60.89
4/14/2007 3:32	6.30	49.95	47.44	19.79	67.82	14.90	-248.74	0.00	-6.30	15.69	20.93	14.47	60.92
4/14/2007 3:42	6.30	49.96	47.44	19.85	67.85	10.00	3.05	0.00	-6.30	15.34	21.13	14.42	60.81
4/14/2007 3:52	6.30	50.11	47.66	20.07	68.12	3277.70	-248.74	0.00	-6.30	15.33	21.12	14.71	60.96
4/14/2007 4:02	6.29	50.19	47.84	20.10	68.53	3290.40	-247.22	-1.53	-6.30	15.50	21.43	14.88	61.10
4/14/2007 4:12	6.30	49.89	47.64	19.82	68.01	3278.40	-247.22	0.00	-6.30	15.30	21.12	14.56	60.84
4/14/2007 4:22	6.30	50.07	47.78	19.95	67.76	1.60	-248.74	0.00	-6.30	15.59	21.41	14.79	60.75
4/14/2007 4:32	6.30	50.10	47.75	20.01	68.41	3294.40	-247.22	-1.53	-6.30	14.98	20.87	14.77	60.87
4/14/2007 4:42	6.29	49.79	48.02	20.19	68.63	3286.50	-248.74	0.00	-6.30	15.57	21.28	14.99	61.03
4/14/2007 4:52	6.30	49.93	47.64	20.01	68.59	3287.20	-248.74	0.00	-6.30	15.38	21.18	14.92	61.01
4/14/2007 5:02	6.31	49.99	48.21	20.30	68.46	3279.30	-248.74	0.00	-6.30	15.52	21.07	14.94	60.98
4/14/2007 5:12	6.30	50.08	48.07	20.05	68.12	3283.60	-248.74	0.00	-6.30	15.20	21.20	14.89	60.80
4/14/2007 5:22	6.29	49.96	48.54	20.62	68.58	3277.20	-248.74	0.00	-6.30	15.50	21.41	15.28	60.98
4/14/2007 5:32	6.30	50.19	48.21	19.98	68.49	3292.80	-247.22	0.00	-6.30	15.18	21.49	15.09	60.99
4/14/2007 5:42	6.31	49.78	47.96	20.11	68.14	3291.10	-248.74	0.00	-6.30	15.57	21.39	14.79	60.87
4/14/2007 5:52	6.31	49.99	47.81	19.90	68.14	3280.60	-248.74	0.00	-6.30	15.76	21.22	14.92	61.06
4/14/2007 6:02	6.30	50.04	48.21	20.20	68.41	3286.10	-248.74	0.00	-6.30	14.83	21.15	14.86	60.83
4/14/2007 6:12	6.30	50.10	48.02	19.95	68.50	3294.30	-247.22	0.00	-6.30	15.24	21.01	14.82	60.75
4/14/2007 6:22	6.30	49.99	48.08	19.93	67.71	3285.60	-248.74	0.00	-6.30	15.59	20.86	14.86	60.75
4/14/2007 6:32	6.30	49.86	48.27	19.88	68.66	3289.10	-54.94	-1.53	-6.30	15.16	20.83	15.06	61.07
4/14/2007 6:42	6.30	50.04	48.22	19.88	67.69	3288.00	-248.74	-1.53	-6.30	15.67	21.30	15.02	60.57
4/14/2007 6:52	6.30	50.18	48.36	19.85	67.94	3278.60	-248.74	0.00	-6.30	15.43	21.32	15.11	60.72
4/14/2007 7:02	6.31	49.86	48.68	20.05	68.32	4.30	-248.74	0.00	-6.30	15.33	20.99	15.05	60.81
4/14/2007 7:12	6.30	49.95	48.36	19.85	68.49	3284.30	-250.27	0.00	-6.30	15.23	21.46	15.12	60.52
4/14/2007 7:22	6.30	49.93	48.77	19.93	68.12	3299.50	-248.74	-1.53	-6.30	15.25	20.94	14.86	60.63
4/14/2007 7:32	6.30	50.05	48.16	19.84	67.57	3277.30	-248.74	0.00	-6.30	15.12	21.42	15.05	60.72
4/14/2007 7:42	6.30	50.04	48.59	20.14	68.27	3283.00	-247.22	0.00	-6.30	15.02	21.05	15.09	60.72
4/14/2007 7:52	6.30	50.02	48.82	20.02	67.98	3278.00	-248.74	0.00	-6.30	15.35	21.05	15.32	60.63
4/14/2007 8:02	6.29	50.18	48.73	20.19	67.91	3288.70	-247.22	0.00	-6.30	15.29	21.28	15.14	60.60
4/14/2007 8:12	6.31	50.31	49.06	20.01	68.14	1.50	-248.74	0.00	-6.30	15.30	21.24	15.32	60.74
4/14/2007 8:22	6.30	49.95	48.68	19.85	68.20	1.40	-247.22	0.00	-6.30	14.88	20.60	15.14	60.81
4/14/2007 8:32	6.30	50.07	48.63	19.91	67.72	17.30	-248.74	0.00	-6.30	15.28	21.39	15.18	60.42
4/14/2007 8:42	6.26	49.95	43.14	20.01	68.78	27.00	-247.22	0.00	-6.30	11.70	21.52	15.61	62.95
4/14/2007 8:52	6.08	49.93	50.30	20.20	68.52	18.60	-248.74	0.00	-6.30	11.18	21.76	15.53	62.75
4/14/2007 9:02	6.10	49.93	51.27	20.10	68.03	3.40	-247.22	0.00	-6.30	11.30	21.92	15.23	62.61
4/14/2007 9:12	6.25	50.45	51.64	19.98	68.81	11.10	-248.74	0.00	-6.30	11.66	22.13	15.50	62.63
4/14/2007 9:22	6.31	50.01	52.28	20.02	68.78	18.90	-247.22	0.00	-6.30	11.49	21.86	15.18	62.61
4/14/2007 9:32	6.22	49.96	52.22	20.16	68.61	18.80	-247.22	0.00	-6.30	11.40	22.01	14.76	62.51
4/14/2007 9:42	6.11	50.04	52.17	19.90	68.56	3283.50	-247.22	0.00	-6.30	11.25	21.28	15.28	62.44
4/14/2007 9:52	6.14	50.07	52.85	20.40	68.41	7.80	-248.74	0.00	-6.30	11.26	21.86	15.28	62.69
4/14/2007 10:02	6.26	49.78	52.54	20.14	68.81	20.60	3.05	0.00	-6.30	11.32	22.08	15.12	62.49
4/14/2007 10:12	6.28	50.04	53.07	20.22	69.22	17.30	-248.74	0.00	-6.30	11.60	21.54	15.57	62.87
4/14/2007 10:22	6.19	49.82	52.98	19.88	69.25	20.60	-247.22	1.53	-6.30	11.53	21.51	15.20	62.60
4/14/2007 10:32	6.12	49.95	52.69	19.88	68.41	18.50	-247.22	0.00	-6.30	11.46	21.89	14.97	62.37
4/14/2007 10:42	6.17	50.10	53.64	19.96	69.17	29.10	-247.22	1.53	-6.30	11.31	21.35	14.99	62.63
4/14/2007 10:52	6.25	49.95	53.98	19.76	68.53	16.00	-247.22	0.00	-6.30	11.67	21.84	14.51	62.52
4/14/2007 11:02	6.25	49.95	54.57	20.25	68.53	26.30	-247.22	1.53	-6.30	11.42	21.62	14.77	62.55
4/14/2007 11:12	6.19	50.05	54.51	19.85	68.78	6.70	-247.22	1.53	-6.30	11.28	22.05	14.30	62.55
4/14/2007 11:22	6.15	50.02	54.56	20.10	68.38	54.50	-247.22	0.00	-6.30	11.55	21.54	14.59	62.46
4/14/2007 11:32	6.18	50.05	55.14	19.72	68.53	27.90	-247.22	0.00	-6.30	11.56	21.61	14.22	62.81
4/14/2007 11:42	6.24	50.04	54.46	19.84	68.27	27.50	-247.22	1.53	-6.30	11.40	21.72	13.87	62.35
4/14/2007 11:52	6.22	50.08	54.43	19.73	68.29	30.10	-247.22	1.53	-6.30	11.48	22.09	14.22	62.67

DATE/TIME	AT-100V Prod. Water UF Inlet pH	LT-100V UF Feed Tank Level %	PT-100V UF Prefilter Inlet Pres. psig	PT-101V UF Prefilter Outlet Press. psig	PT-102V UF Unit Inlet Press. psig	TT-100V UF Unit Inlet Temp °F	AT-201V UF Unit pH Nano Stor	AT-200V Prod. Water Conductivity micromhos	FT-200V UF Unit Perm. Flow gpm	FT-201V UF Unit Conc. Flow gpm	FT-202V UF Unit Recycle Flow gpm	PT-200V UF Outlet Perm. Pres. psig	PT-201V UF Outlet Conc. Press psig
4/14/2007 12:02	6.11	50.13	54.63	19.98	68.66	16.20	-247.22	1.53	-6.30	11.18	21.86	14.33	62.80
4/14/2007 12:12	6.17	50.04	55.00	20.10	69.25	31.30	-247.22	0.00	-6.30	11.52	22.19	14.42	63.10
4/14/2007 12:22	6.28	49.82	54.89	20.02	68.82	31.00	-247.22	1.53	-6.30	11.23	21.45	14.21	62.87
4/14/2007 12:32	6.25	50.01	55.00	19.96	68.99	40.30	-247.22	1.53	-6.30	11.38	21.97	14.15	62.60
4/14/2007 12:42	6.14	50.04	55.27	20.19	69.28	36.10	-247.22	1.53	-6.30	11.32	21.71	14.60	63.02
4/14/2007 12:52	6.14	50.08	54.27	19.87	68.40	3286.10	-247.22	1.53	-6.30	11.54	21.82	14.85	62.80
4/14/2007 13:02	6.25	49.72	54.91	20.33	69.63	32.30	-247.22	1.53	-6.30	11.50	21.47	15.00	63.10
4/14/2007 13:12	6.27	49.89	53.84	20.10	68.88	45.00	-245.69	1.53	-6.30	11.39	21.79	14.67	62.80
4/14/2007 13:22	6.17	50.07	53.65	19.99	68.52	45.00	-247.22	1.53	-6.30	11.12	21.62	14.80	62.63
4/14/2007 13:32	6.12	49.98	53.73	20.01	68.84	56.10	-247.22	1.53	-6.30	11.60	22.00	14.97	62.69
4/14/2007 13:42	6.21	49.98	53.58	19.95	69.11	47.00	-247.22	0.00	-6.30	11.30	21.89	14.76	62.73
4/14/2007 13:52	6.26	49.98	53.00	20.19	69.40	41.20	-245.69	1.53	-6.30	11.38	21.69	15.08	62.87
4/14/2007 14:02	6.22	50.05	53.21	19.90	69.46	26.30	-245.69	1.53	-6.30	11.18	21.66	14.94	62.89
4/14/2007 14:12	6.14	50.11	52.82	20.01	68.93	43.00	-245.69	1.53	-6.30	11.42	21.46	15.06	62.55
4/14/2007 14:22	6.18	50.07	53.01	20.54	69.11	45.90	-247.22	1.53	-6.30	11.14	21.32	15.15	62.90
4/14/2007 14:32	6.26	50.01	52.63	19.72	68.85	39.80	-247.22	1.53	-6.30	11.23	21.56	14.99	62.72
4/14/2007 14:42	6.24	50.19	52.63	20.07	68.84	59.80	-245.69	1.53	-6.30	11.33	21.82	14.97	62.63
4/14/2007 14:52	6.16	49.99	52.56	20.14	68.84	41.00	-245.69	1.53	-6.30	11.58	21.64	15.24	62.92
4/14/2007 15:02	6.15	49.99	52.56	19.99	68.99	31.30	-245.69	1.53	-6.30	11.21	21.77	15.00	62.58
4/14/2007 15:12	6.22	49.92	53.01	20.08	68.79	50.30	-247.22	1.53	-6.30	11.46	21.30	15.18	62.93
4/14/2007 15:22	6.26	49.99	52.33	20.14	68.73	37.50	-247.22	1.53	-6.30	11.28	21.55	14.99	62.67
4/14/2007 15:32	6.19	49.82	52.28	19.90	68.93	59.20	-247.22	3.05	-6.30	10.71	21.79	15.06	62.69
4/14/2007 15:42	6.15	50.11	52.05	20.19	68.87	48.70	-245.69	1.53	-6.30	11.44	21.88	14.97	62.77
4/14/2007 15:52	6.19	50.04	52.28	20.16	68.82	52.60	-245.69	1.53	-6.30	11.20	21.87	15.26	63.09
4/14/2007 16:02	6.23	50.02	52.08	20.02	68.78	46.10	-245.69	1.53	-6.30	11.40	21.77	15.09	62.70
4/14/2007 16:12	6.21	49.99	51.79	19.91	69.16	59.70	-245.69	1.53	-6.30	11.50	21.78	14.76	62.75
4/14/2007 16:22	6.18	49.92	52.30	20.25	68.93	35.10	-245.69	1.53	-6.30	11.52	21.75	15.17	62.77
4/14/2007 16:32	6.12	49.98	51.72	19.72	68.59	26.30	-245.69	1.53	-6.30	11.45	22.11	14.68	62.80
4/14/2007 16:42	6.24	50.02	51.67	20.16	68.73	62.90	-245.69	1.53	-6.30	11.51	21.82	14.65	62.86
4/14/2007 16:52	6.28	49.93	51.47	19.90	68.84	55.80	-245.69	1.53	-6.30	11.76	21.69	14.51	62.54
4/14/2007 17:02	5.99	49.93	51.64	20.02	69.31	44.00	-247.22	1.53	-6.30	11.65	21.57	14.65	62.93
4/14/2007 17:12	5.69	49.93	51.53	20.27	69.19	49.70	-245.69	1.53	-6.30	11.18	22.24	14.51	62.92
4/14/2007 17:22	5.89	50.02	51.05	19.98	68.72	46.50	-245.69	1.53	-6.30	11.17	21.67	14.04	62.67
4/14/2007 17:32	6.02	49.92	50.24	19.90	68.82	53.40	-245.69	1.53	-6.30	11.24	21.86	13.86	62.51
4/14/2007 17:42	6.08	49.98	50.04	20.13	68.82	57.30	-245.69	3.05	-6.30	11.34	21.62	13.86	62.75
4/14/2007 17:52	6.19	50.01	49.61	19.91	68.55	31.10	-245.69	1.53	-6.30	11.21	21.68	13.95	62.70
4/14/2007 18:02	6.27	49.81	49.57	20.31	68.55	60.80	-245.69	1.53	-6.30	11.41	22.05	13.73	62.73
4/14/2007 18:12	6.24	49.95	49.18	20.25	69.07	59.90	-247.22	1.53	-6.30	11.35	22.14	13.67	62.70
4/14/2007 18:22	6.15	49.86	48.92	20.05	69.07	49.30	-245.69	1.53	-6.30	11.31	21.52	13.69	62.89
4/14/2007 18:32	6.11	50.04	49.23	20.01	68.96	45.10	-245.69	1.53	-6.30	11.28	21.42	13.80	62.93
4/14/2007 18:42	6.24	50.07	48.60	19.91	68.98	50.80	-245.69	3.05	-6.30	11.71	22.18	13.49	62.67
4/14/2007 18:52	6.30	49.96	48.71	19.98	69.16	57.30	-245.69	1.53	-6.30	11.65	21.52	13.64	63.10
4/14/2007 19:02	6.13	49.90	48.16	19.53	68.50	42.80	-245.69	1.53	-6.30	11.51	21.35	13.46	62.80
4/14/2007 19:12	6.08	49.95	49.08	20.33	69.16	62.40	-245.69	1.53	-6.30	11.50	21.39	13.72	62.84
4/14/2007 19:22	6.28	49.84	48.88	20.27	69.14	40.20	-247.22	1.53	-6.30	11.47	21.07	13.43	62.99
4/14/2007 19:32	6.27	49.98	48.65	20.05	68.69	36.00	-245.69	1.53	-6.30	11.48	21.69	13.23	62.77
4/14/2007 19:42	6.35	50.07	48.94	19.84	69.42	38.90	-245.69	1.53	-6.30	11.43	21.85	13.20	62.78
4/14/2007 19:52	6.00	50.10	49.29	20.13	68.81	37.00	-247.22	1.53	-6.30	11.03	21.79	13.46	62.73
4/14/2007 20:02	6.02	50.10	49.35	20.01	68.99	44.30	-247.22	1.53	-6.30	11.60	22.01	13.57	62.80
4/14/2007 20:12	6.34	50.04	49.87	20.19	69.20	42.50	-245.69	1.53	-6.30	11.48	21.62	13.49	63.16
4/14/2007 20:22	6.38	49.81	49.53	20.08	68.63	46.50	-247.22	1.53	-6.30	11.30	21.84	13.20	62.63
4/14/2007 20:32	6.13	49.87	50.18	20.10	69.04	50.80	-247.22	1.53	-6.30	11.48	21.92	13.43	63.04
4/14/2007 20:42	6.00	50.05	50.19	20.04	68.93	25.90	3.05	1.53	-6.30	11.38	21.58	13.37	62.67
4/14/2007 20:52	6.23	49.86	50.40	20.10	69.02	43.90	-245.69	1.53	-6.30	11.50	21.66	13.28	62.90
4/14/2007 21:02	6.38	49.87	50.39	20.01	68.99	29.50	-247.22	1.53	-6.30	11.38	21.88	13.17	62.70
4/14/2007 21:12	6.22	50.05	50.45	19.93	69.62	29.00	-245.69	1.53	-6.30	11.16	21.47	13.11	62.99

DATE/TIME	AT-100V Prod. Water UF Inlet pH	LT-100V UF Feed Tank Level %	PT-100V UF Prefilter Inlet Pres. psig	PT-101V UF Prefilter Outlet Press. psig	PT-102V UF Unit Inlet Press. psig	TT-100V UF Unit Inlet Temp °F	AT-201V UF Unit pH Nano Stor	AT-200V Prod. Water Conductivity micromhos	FT-200V UF Unit Perm. Flow gpm	FT-201V UF Unit Conc. Flow gpm	FT-202V UF Unit Recycle Flow gpm	PT-200V UF Outlet Perm. Pres. psig	PT-201V UF Outlet Conc. Press psig
4/14/2007 21:22	6.02	49.81	50.95	19.87	69.30	14.50	3.05	1.53	-6.30	11.43	21.71	13.26	62.84
4/14/2007 21:32	6.14	49.89	51.41	19.96	69.22	31.20	-247.22	1.53	-6.30	11.31	21.73	13.15	62.93
4/14/2007 21:42	6.35	50.01	51.67	20.10	69.28	42.00	-247.22	1.53	-6.30	11.21	21.55	13.00	62.93
4/14/2007 21:52	6.28	49.92	51.61	20.20	69.36	27.10	-245.69	1.53	-6.30	11.43	21.86	12.97	62.83
4/14/2007 22:02	6.08	50.11	51.72	19.98	69.51	24.40	-245.69	1.53	-6.30	11.63	21.62	12.93	62.83
4/14/2007 22:12	6.09	50.16	51.73	19.59	68.58	26.60	-247.22	1.53	-6.30	11.44	21.42	12.45	62.66
4/14/2007 22:22	6.29	49.93	52.53	20.05	68.96	24.60	-247.22	1.53	-6.30	11.35	21.69	12.48	62.90
4/14/2007 22:32	6.32	50.10	52.62	20.16	68.85	38.10	-245.69	0.00	-6.30	11.40	21.82	12.51	62.83
4/14/2007 22:42	6.14	50.07	52.31	19.84	69.02	31.80	-245.69	1.53	-6.30	11.31	21.75	12.41	62.78
4/14/2007 22:52	6.08	49.86	53.04	20.10	68.96	34.50	-247.22	1.53	-6.30	11.31	21.75	12.68	63.06
4/14/2007 23:02	6.23	50.11	53.43	20.08	69.05	28.40	-247.22	1.53	-6.30	11.34	21.62	12.45	62.67
4/14/2007 23:12	6.32	49.95	53.59	20.08	68.84	22.20	-247.22	0.00	-6.30	11.36	21.22	12.38	62.90
4/14/2007 23:22	6.20	49.86	53.27	20.02	69.14	23.60	-247.22	1.53	-6.30	11.60	21.39	12.31	62.89
4/14/2007 23:32	6.09	50.13	53.88	20.04	69.22	25.80	-245.69	1.53	-6.30	11.42	21.63	12.33	62.64
4/14/2007 23:42	6.17	49.86	53.88	20.10	69.43	24.90	-247.22	0.00	-6.30	10.85	21.90	12.22	62.84
4/14/2007 23:52	6.30	50.02	54.16	20.02	69.22	24.60	-247.22	1.53	-6.30	11.39	21.93	11.99	62.78
4/15/2007 0:02	6.25	49.93	54.54	20.24	69.43	34.60	-248.74	1.53	-6.30	11.27	21.12	12.19	62.96
4/15/2007 0:12	6.12	49.84	54.25	20.07	68.96	29.20	-245.69	1.53	-6.30	11.26	21.47	12.01	62.55
4/15/2007 0:22	6.14	49.90	54.71	20.07	69.30	14.60	-247.22	1.53	-6.30	11.45	22.05	11.95	62.83
4/15/2007 0:32	6.26	50.14	54.92	19.66	68.88	7.10	-247.22	1.53	-6.30	11.39	21.46	11.75	62.60
4/15/2007 0:42	6.27	50.05	54.74	19.61	69.10	26.20	-245.69	0.00	-6.30	11.41	21.47	11.90	62.57
4/15/2007 0:52	6.16	50.10	55.17	19.85	69.07	22.20	-247.22	0.00	-6.30	11.40	21.33	12.04	62.63
4/15/2007 1:02	6.13	50.08	55.52	20.04	69.28	29.50	-247.22	1.53	-6.30	11.18	21.49	12.12	62.89
4/15/2007 1:12	6.22	50.18	55.46	19.85	68.84	20.30	-247.22	0.00	-6.30	11.34	21.65	11.98	62.64
4/15/2007 1:22	6.27	49.99	56.22	20.24	69.40	24.60	-247.22	1.53	-6.30	11.28	21.29	11.93	63.02
4/15/2007 1:32	6.23	49.87	55.82	20.04	69.02	25.30	-247.22	0.00	-6.30	11.35	21.44	11.89	62.67
4/15/2007 1:42	6.11	49.90	55.90	20.07	69.05	18.80	-247.22	0.00	-6.30	11.50	21.40	11.78	62.55
4/15/2007 1:52	6.17	50.01	56.13	19.96	68.98	6.40	-247.22	1.53	-6.30	11.40	21.65	12.03	62.92
4/15/2007 2:02	6.27	49.89	56.37	19.95	69.13	7.30	-247.22	0.00	-6.30	11.46	21.74	11.93	63.04
4/15/2007 2:12	6.25	49.99	56.10	19.96	69.65	7.50	3.05	0.00	-6.30	11.11	21.29	11.99	62.87
4/15/2007 2:22	6.13	49.72	56.43	20.13	69.39	8.60	-247.22	0.00	-6.30	11.00	21.92	11.90	62.72
4/15/2007 2:32	6.14	49.78	56.33	19.79	69.16	10.80	-247.22	0.00	-6.30	11.04	21.96	11.92	62.51
4/15/2007 2:42	6.24	50.25	56.71	20.07	69.10	15.60	-28.99	0.00	-6.30	11.09	21.64	11.95	62.84
4/15/2007 2:52	6.26	49.84	56.66	19.93	68.85	21.70	-247.22	0.00	-6.30	11.26	21.44	11.93	62.70
4/15/2007 3:02	6.17	50.04	56.55	20.08	68.92	31.60	-247.22	0.00	-6.30	11.43	21.76	11.86	62.60
4/15/2007 3:12	6.14	50.25	56.62	19.75	68.79	13.40	-247.22	0.00	-6.30	11.15	21.59	11.83	62.80
4/15/2007 3:22	6.22	49.96	57.03	20.22	68.69	3278.00	-247.22	1.53	-6.30	11.50	21.92	12.12	62.80
4/15/2007 3:32	6.26	49.95	56.46	19.70	69.69	7.70	-248.74	0.00	-6.30	11.13	22.00	11.70	62.66
4/15/2007 3:42	6.20	50.04	56.97	20.24	69.04	7.50	-247.22	1.53	-6.30	11.26	21.82	12.13	62.77
4/15/2007 3:52	6.14	49.87	56.72	19.81	68.90	8.80	-247.22	0.00	-6.30	11.28	21.11	11.80	62.93
4/15/2007 4:02	6.19	49.82	57.20	20.13	68.95	7.40	-247.22	0.00	-6.30	11.05	21.81	12.01	62.78
4/15/2007 4:12	6.26	49.93	56.43	19.85	69.05	3.00	-247.22	0.00	-6.30	11.33	21.94	11.77	62.57
4/15/2007 4:22	6.23	49.99	57.04	19.95	69.24	3277.30	3.05	0.00	-6.30	11.09	21.91	11.86	62.75
4/15/2007 4:32	6.16	50.21	57.47	19.88	68.93	3286.50	-248.74	0.00	-6.30	11.23	21.46	12.12	62.86
4/15/2007 4:42	6.17	50.24	57.21	19.96	68.66	18.40	-247.22	0.00	-6.30	11.04	21.94	11.67	62.51
4/15/2007 4:52	6.24	50.21	57.50	20.14	69.22	0.00	-247.22	-1.53	-6.30	11.07	21.77	11.74	62.77
4/15/2007 5:02	6.24	50.02	57.42	19.90	69.17	3284.80	3.05	0.00	-6.30	11.41	21.55	11.60	62.41
4/15/2007 5:12	6.17	50.05	57.99	20.14	68.99	4.40	-248.74	0.00	-6.30	11.10	21.65	11.72	62.87
4/15/2007 5:22	6.16	49.89	57.82	20.07	69.17	2.10	-248.74	0.00	-6.30	11.12	21.91	11.93	62.93
4/15/2007 5:32	6.22	49.75	57.32	19.67	68.70	3298.90	-247.22	0.00	-6.30	11.25	21.78	11.31	62.67
4/15/2007 5:42	6.24	49.99	57.91	19.99	69.14	8.00	-247.22	0.00	-6.30	11.14	21.69	11.40	62.66
4/15/2007 5:52	6.20	50.11	57.74	20.01	69.16	0.20	-247.22	1.53	-6.30	11.00	21.21	11.26	63.02
4/15/2007 6:02	6.16	49.90	57.94	20.34	68.84	3276.90	-248.74	1.53	-6.30	11.32	21.32	11.23	62.66
4/15/2007 6:12	6.20	50.25	57.18	20.11	68.92	3277.10	-247.22	0.00	-6.30	11.36	21.52	11.14	62.70
4/15/2007 6:22	6.24	50.27	57.73	20.10	69.37	10.00	-248.74	0.00	-6.30	11.23	21.77	11.19	62.86
4/15/2007 6:32	6.21	50.04	57.03	19.78	69.05	7.80	-248.74	0.00	-6.30	11.07	21.63	10.61	62.31

DATE/TIME	AT-100V Prod. Water UF Inlet pH	LT-100V UF Feed Tank Level %	PT-100V UF Prefilter Inlet Pres. psig	PT-101V UF Prefilter Outlet Press. psig	PT-102V UF Unit Inlet Press. psig	TT-100V UF Unit Inlet Temp °F	AT-201V UF Unit pH Nano Stor	AT-200V Prod. Water Conductivity micromhos	FT-200V UF Unit Perm. Flow gpm	FT-201V UF Unit Conc. Flow gpm	FT-202V UF Unit Recycle Flow gpm	PT-200V UF Outlet Perm. Pres. psig	PT-201V UF Outlet Conc. Press psig
4/15/2007 6:42	6.17	49.84	57.87	20.10	69.14	3294.30	-248.74	0.00	-6.30	11.16	21.33	10.80	62.92
4/15/2007 6:52	6.17	49.86	57.82	20.33	69.25	3283.40	-247.22	0.00	-6.30	10.86	21.79	10.71	62.96
4/15/2007 7:02	6.23	50.02	57.99	20.08	69.65	3281.00	-248.74	0.00	-6.30	11.36	21.86	10.68	62.84
4/15/2007 7:12	6.23	49.76	58.22	20.27	69.46	3.90	-248.74	0.00	-6.30	11.32	21.51	10.71	62.90
4/15/2007 7:22	6.20	50.30	57.73	20.05	69.17	3288.80	-247.22	0.00	-6.30	11.41	21.49	10.45	62.66
4/15/2007 7:32	6.17	50.22	57.91	20.17	69.30	2.50	-247.22	0.00	-6.30	11.43	21.31	10.62	62.80
4/15/2007 7:42	6.21	49.93	57.84	20.20	69.10	3284.30	-247.22	0.00	-6.30	11.58	21.59	10.56	62.66
4/15/2007 7:52	6.23	49.87	57.79	19.88	69.10	3283.40	-248.74	0.00	-6.30	11.11	21.64	10.70	62.67
4/15/2007 8:02	6.21	50.04	57.67	19.90	69.08	4.10	-247.22	0.00	-6.30	11.35	21.71	10.62	62.46
4/15/2007 8:12	6.18	50.14	57.76	20.01	68.67	4.00	-247.22	0.00	-6.30	11.16	21.24	10.79	62.67
4/15/2007 8:22	6.19	49.92	57.81	19.85	68.63	6.00	-248.74	0.00	-6.30	11.20	21.07	10.62	62.80
4/15/2007 8:32	6.22	50.13	57.53	19.88	69.05	4.10	-247.22	0.00	-6.30	11.07	21.64	10.73	62.63
4/15/2007 8:42	6.22	50.07	57.09	19.62	68.84	18.90	-248.74	1.53	-6.30	11.54	21.57	10.58	62.63
4/15/2007 8:52	6.19	49.99	58.13	19.99	69.33	5.50	-250.27	0.00	-6.30	11.16	21.66	11.05	62.77
4/15/2007 9:02	6.18	50.01	57.61	20.04	68.88	20.70	-247.22	0.00	-6.30	11.36	21.38	11.06	62.81
4/15/2007 9:12	6.21	50.07	57.78	20.07	68.88	32.90	-247.22	0.00	-6.30	11.38	21.65	11.26	62.81
4/15/2007 9:22	6.23	49.95	57.82	20.08	69.22	5.20	-247.22	0.00	-6.30	11.16	21.51	11.29	62.83
4/15/2007 9:32	6.18	50.11	57.29	19.76	69.30	14.30	-247.22	0.00	-6.30	11.38	21.77	11.35	62.58
4/15/2007 9:42	6.18	49.86	57.00	19.76	68.78	32.30	-247.22	1.53	-6.30	11.09	22.07	11.46	62.34
4/15/2007 9:52	6.21	50.18	56.98	19.93	68.63	26.90	-247.22	0.00	-6.30	11.32	21.33	11.38	62.23
4/15/2007 10:02	6.22	50.16	57.01	19.91	69.37	39.50	-247.22	0.00	-6.30	11.24	21.52	11.66	62.55
4/15/2007 10:12	6.20	50.25	57.10	20.08	68.92	37.00	-247.22	0.00	-6.30	11.45	21.60	11.60	62.46
4/15/2007 10:22	6.19	49.99	56.52	19.76	69.05	29.20	-247.22	0.00	-6.30	11.16	21.53	11.69	62.41
4/15/2007 10:32	6.20	50.11	56.71	20.05	68.88	35.00	-247.22	1.53	-6.30	11.19	21.16	11.87	62.63
4/15/2007 10:42	6.21	50.10	56.78	20.30	69.43	22.60	-247.22	1.53	-6.30	11.14	21.50	12.12	62.69
4/15/2007 10:52	6.21	50.08	56.69	19.90	68.05	31.70	-247.22	1.53	-6.30	11.57	21.81	11.74	62.00
4/15/2007 11:02	6.19	50.05	56.49	20.10	68.88	50.30	-247.22	1.53	-6.30	11.39	21.46	12.04	62.43
4/15/2007 11:12	6.19	49.81	56.60	20.16	68.82	51.30	-245.69	1.53	-6.30	11.29	21.84	12.27	62.51
4/15/2007 11:22	6.20	50.10	56.66	19.78	68.98	43.90	-247.22	0.00	-6.30	11.03	21.48	12.42	62.49
4/15/2007 11:32	6.19	49.87	56.81	20.52	69.13	53.70	-245.69	0.00	-6.30	11.32	21.65	12.65	62.60
4/15/2007 11:42	6.21	50.22	56.11	19.85	68.41	51.30	-245.69	1.53	-6.30	11.17	21.51	12.16	62.26
4/15/2007 11:52	6.20	50.05	56.14	19.96	68.46	54.70	-247.22	1.53	-6.30	11.19	21.72	12.19	62.20
4/15/2007 12:02	6.17	50.16	56.48	20.11	69.25	64.60	-247.22	1.53	-6.30	11.17	21.74	12.42	62.67
4/15/2007 12:12	6.12	49.93	56.36	20.05	68.93	65.10	-245.69	1.53	-6.30	11.42	21.48	12.50	62.51
4/15/2007 12:22	6.19	50.05	56.10	19.87	68.67	51.00	-247.22	1.53	-6.30	11.32	21.92	12.45	62.44
4/15/2007 12:32	6.27	49.98	55.64	19.85	68.70	66.40	-245.69	1.53	-6.30	11.39	21.62	12.45	62.64
4/15/2007 12:42	6.25	50.01	55.49	19.90	68.70	56.00	-245.69	1.53	-6.30	11.32	21.71	12.41	62.48
4/15/2007 12:52	5.98	49.89	55.33	19.84	68.92	58.10	-245.69	1.53	-6.30	11.11	21.44	12.60	62.31
4/15/2007 13:02	6.13	50.18	55.24	19.96	69.24	55.10	-245.69	3.05	-6.30	11.23	21.54	12.50	62.32
4/15/2007 13:12	6.39	50.08	55.30	20.02	69.24	64.50	-245.69	1.53	-6.30	11.39	21.45	12.65	62.69
4/15/2007 13:22	6.26	50.16	55.06	20.13	68.53	48.20	-245.69	1.53	-6.30	11.07	21.40	12.79	62.64
4/15/2007 13:32	6.10	49.84	55.01	20.02	68.90	67.10	-245.69	1.53	-6.30	11.06	21.48	12.73	62.34
4/15/2007 13:42	6.16	49.96	55.24	20.14	69.13	59.00	-245.69	1.53	-6.30	11.00	21.58	12.86	62.75
4/15/2007 13:52	6.28	50.13	55.06	19.79	68.95	57.10	-245.69	1.53	-6.30	11.20	21.84	12.82	62.32
4/15/2007 14:02	6.22	50.11	55.36	19.95	68.88	63.00	-245.69	3.05	-6.30	11.28	21.75	12.94	62.70
4/15/2007 14:12	6.15	50.22	55.59	20.36	69.04	57.10	-244.16	1.53	-6.30	11.41	21.63	13.03	62.78
4/15/2007 14:22	6.19	50.19	55.15	20.05	68.69	62.80	-245.69	1.53	-6.30	11.11	21.85	12.82	62.61
4/15/2007 14:32	6.24	50.07	55.56	20.08	68.32	62.90	-245.69	3.05	-6.30	11.27	21.83	12.71	62.31
4/15/2007 14:42	6.26	50.04	55.65	20.05	69.24	72.40	-245.69	3.05	-6.30	11.49	21.45	13.06	62.80
4/15/2007 14:52	6.17	49.93	55.35	19.84	68.69	79.10	-245.69	3.05	-6.30	11.15	21.72	13.03	62.51
4/15/2007 15:02	6.14	49.89	55.61	20.04	69.02	60.10	4.58	3.05	-6.30	11.13	21.65	13.02	62.58
4/15/2007 15:12	6.20	50.01	55.96	20.19	69.54	68.40	-245.69	1.53	-6.30	11.44	21.47	13.09	62.67
4/15/2007 15:22	6.26	49.76	55.36	19.78	68.73	61.80	-245.69	3.05	-6.30	10.86	21.92	12.71	62.31
4/15/2007 15:32	6.23	47.55	48.28	20.04	69.53	56.20	-244.16	3.05	-6.30	11.83	16.81	18.82	64.58
4/15/2007 15:42	6.39	49.96	46.09	20.05	69.28	68.50	-245.69	1.53	-6.30	9.91	20.72	18.10	63.62
4/15/2007 15:52	6.20	50.24	47.08	20.07	69.59	70.90	-209.06	1.53	-6.30	9.99	20.55	18.22	63.85

DATE/TIME	AT-100V Prod. Water UF Inlet pH	LT-100V UF Feed Tank Level %	PT-100V UF Prefilter Inlet Pres. psig	PT-101V UF Prefilter Outlet Press. psig	PT-102V UF Unit Inlet Press. psig	TT-100V UF Unit Inlet Temp °F	AT-201V UF Unit pH Nano Stor	AT-200V Prod. Water Conductivity micromhos	FT-200V UF Unit Perm. Flow gpm	FT-201V UF Unit Conc. Flow gpm	FT-202V UF Unit Recycle Flow gpm	PT-200V UF Outlet Perm. Pres. psig	PT-201V UF Outlet Conc. Press psig
4/15/2007 16:02	6.02	50.21	47.76	20.14	69.49	72.60	-245.69	3.05	-6.30	10.08	20.65	17.88	63.80
4/15/2007 16:12	6.11	50.07	47.79	19.78	69.11	72.20	-245.69	1.53	-6.30	9.84	20.61	17.47	63.42
4/15/2007 16:22	6.36	49.99	48.16	20.04	69.02	76.70	-245.69	3.05	-6.30	9.89	20.81	16.88	63.54
4/15/2007 16:32	6.34	50.05	48.53	20.08	69.04	65.00	-244.16	1.53	-6.30	9.98	21.06	16.80	63.68
4/15/2007 16:42	6.10	49.89	48.66	20.01	69.39	66.30	-245.69	3.05	-6.30	9.72	20.57	16.88	63.74
4/15/2007 16:52	6.03	50.01	48.65	20.13	69.45	76.40	-245.69	3.05	-6.30	9.87	20.90	16.83	63.62
4/15/2007 17:02	6.26	49.87	48.82	19.96	69.27	75.00	-245.69	1.53	-6.30	10.12	20.57	16.77	63.74
4/15/2007 17:12	6.37	49.96	49.00	20.13	69.25	69.20	-245.69	1.53	-6.30	9.88	20.72	17.05	63.86
4/15/2007 17:22	6.21	50.28	49.44	20.13	69.68	67.20	-244.16	3.05	-6.30	9.92	20.78	16.94	63.57
4/15/2007 17:32	6.01	49.98	49.03	19.99	69.11	73.00	-245.69	3.05	-6.30	9.87	20.50	16.91	63.27
4/15/2007 17:42	6.15	49.92	49.52	19.72	68.88	58.00	-245.69	3.05	-6.30	10.11	20.62	16.88	63.74
4/15/2007 17:52	6.36	50.02	49.67	20.07	69.08	75.10	-244.16	1.53	-6.30	9.78	21.08	16.71	63.76
4/15/2007 18:02	6.30	49.95	49.52	19.98	69.60	77.10	-244.16	3.05	-6.30	9.94	20.93	16.48	63.57
4/15/2007 18:12	6.07	49.90	49.90	19.82	69.11	63.80	-245.69	3.05	-6.30	9.88	21.21	16.68	63.68
4/15/2007 18:22	6.04	50.13	49.98	20.14	69.17	70.80	-245.69	3.05	-6.30	9.92	21.00	16.86	63.48
4/15/2007 18:32	6.28	50.18	49.96	20.04	69.16	56.90	-244.16	3.05	-6.30	10.18	20.69	16.39	63.51
4/15/2007 18:42	6.37	50.19	50.51	19.96	69.51	66.20	-244.16	3.05	-6.30	10.16	20.82	16.21	63.70
4/15/2007 18:52	6.19	50.10	50.10	19.72	69.14	63.50	-245.69	3.05	-6.30	9.63	20.72	15.95	63.57
4/15/2007 19:02	6.01	50.01	50.60	19.93	69.75	75.10	-245.69	3.05	-6.30	9.71	20.86	16.28	63.73
4/15/2007 19:12	6.15	49.96	50.72	20.01	68.98	66.80	-245.69	3.05	-6.30	10.08	20.87	16.08	63.74
4/15/2007 19:22	6.37	49.92	51.06	19.98	69.20	55.70	-245.69	1.53	-6.30	9.86	20.64	15.90	63.97
4/15/2007 19:32	6.30	49.87	51.00	20.10	69.68	58.70	-245.69	3.05	-6.30	9.91	20.92	15.49	63.63
4/15/2007 19:42	6.03	49.84	50.80	19.62	69.48	43.80	-245.69	3.05	-6.30	9.78	20.37	15.32	63.60
4/15/2007 19:52	5.94	49.92	51.23	19.96	69.42	52.40	-245.69	3.05	-6.30	9.61	20.62	15.55	63.65
4/15/2007 20:02	6.10	50.01	51.17	19.96	69.04	53.40	-245.69	1.53	-6.30	9.81	20.67	15.31	63.45
4/15/2007 20:12	5.82	49.98	51.17	19.88	69.33	59.40	-245.69	3.05	-6.30	10.05	20.80	14.89	63.67
4/15/2007 20:22	5.78	49.96	51.44	20.04	69.74	60.00	-245.69	1.53	-6.30	10.20	20.74	14.65	63.97
4/15/2007 20:32	5.93	49.81	51.55	20.30	69.53	44.50	-245.69	3.05	-6.30	10.02	20.77	14.33	63.82
4/15/2007 20:42	6.25	49.89	51.12	19.91	69.63	50.70	-245.69	3.05	-6.30	9.96	21.00	13.89	63.74
4/15/2007 20:52	6.32	49.98	50.51	19.59	69.31	48.80	-245.69	3.05	-6.30	10.15	20.60	13.57	63.51
4/15/2007 21:02	6.22	50.22	51.24	19.95	68.70	45.00	-245.69	3.05	-6.30	9.78	20.46	13.61	63.59
4/15/2007 21:12	6.07	49.93	51.38	20.01	69.37	69.10	-245.69	3.05	-6.30	9.51	20.88	13.66	63.97
4/15/2007 21:22	6.41	49.93	51.64	20.11	69.66	54.50	-245.69	1.53	-6.30	10.13	20.86	13.72	63.94
4/15/2007 21:32	6.39	49.82	51.55	20.24	68.82	47.50	-245.69	1.53	-6.30	10.04	20.40	13.47	63.92
4/15/2007 21:42	6.10	50.01	51.79	20.20	69.69	53.70	-245.69	1.53	-6.30	10.04	20.56	13.52	63.96
4/15/2007 21:52	5.94	50.08	51.55	20.14	69.13	52.60	-245.69	3.05	-6.30	9.93	20.77	13.54	63.82
4/15/2007 22:02	6.19	49.86	51.78	20.02	69.43	53.00	-245.69	1.53	-6.30	9.81	20.37	13.32	63.94
4/15/2007 22:12	6.40	50.11	51.46	19.88	69.56	42.80	-245.69	1.53	-6.30	9.76	20.78	13.05	63.70
4/15/2007 22:22	6.29	49.96	51.41	19.61	69.30	39.80	-247.22	1.53	-6.30	10.13	20.65	12.68	63.73
4/15/2007 22:32	6.03	50.10	52.01	20.24	69.95	34.80	-245.69	1.53	-6.30	10.02	20.66	12.96	63.97
4/15/2007 22:42	6.04	50.08	51.99	20.11	69.34	44.50	-245.69	3.05	-6.30	9.73	20.44	12.82	63.76
4/15/2007 22:52	6.31	49.86	51.56	19.82	69.22	49.40	-245.69	1.53	-6.30	10.03	20.63	12.48	63.89
4/15/2007 23:02	6.39	50.13	51.93	20.07	69.77	30.70	3.05	1.53	-6.30	9.84	20.80	12.30	63.86
4/15/2007 23:12	6.17	49.89	52.08	20.39	69.33	48.90	-245.69	1.53	-6.30	9.98	20.60	12.06	63.91
4/15/2007 23:22	5.99	50.02	51.92	20.02	69.43	39.70	3.05	1.53	-6.30	9.84	20.59	12.10	63.88
4/15/2007 23:32	6.15	49.99	51.88	19.93	69.57	25.20	-245.69	1.53	-6.30	9.95	20.42	11.89	63.68
4/15/2007 23:42	6.37	50.21	52.30	20.05	69.53	38.10	-245.69	1.53	-6.30	9.85	20.49	11.63	63.83
4/15/2007 23:52	6.32	50.01	52.27	19.78	69.36	31.30	-245.69	1.53	-6.30	9.78	20.72	11.58	63.74
4/16/2007 0:02	6.07	50.05	52.59	19.95	69.14	28.80	3.05	1.53	-6.30	10.03	20.59	11.58	63.76
4/16/2007 0:12	6.02	50.14	52.57	20.01	69.59	38.10	-247.22	0.00	-6.30	9.95	20.73	11.52	63.99
4/16/2007 0:22	6.27	50.11	52.45	19.70	69.59	15.70	-245.69	1.53	-6.30	9.72	20.92	11.38	63.65
4/16/2007 0:32	6.40	50.04	53.00	19.95	68.88	35.60	-245.69	1.53	-6.30	10.06	20.51	11.46	63.80
4/16/2007 0:42	6.23	50.13	52.80	19.99	69.22	35.70	-245.69	1.53	-6.30	9.73	20.72	11.23	63.92
4/16/2007 0:52	5.99	49.96	53.33	20.37	69.68	47.70	3.05	1.53	-6.30	9.98	20.65	11.72	64.02
4/16/2007 1:02	6.08	49.87	53.26	20.11	69.42	30.80	-245.69	0.00	-6.30	9.94	20.99	11.57	63.62
4/16/2007 1:12	6.35	50.08	53.26	19.90	69.56	20.00	-247.22	3.05	-6.30	9.96	20.52	11.19	63.76

DATE/TIME	AT-100V Prod. Water UF Inlet pH	LT-100V UF Feed Tank Level %	PT-100V UF Prefilter Inlet Pres. psig	PT-101V UF Prefilter Outlet Press. psig	PT-102V UF Unit Inlet Press. psig	TT-100V UF Unit Inlet Temp °F	AT-201V UF Unit pH Nano Stor	AT-200V Prod. Water Conductivity micromhos	FT-200V UF Unit Perm. Flow gpm	FT-201V UF Unit Conc. Flow gpm	FT-202V UF Unit Recycle Flow gpm	PT-200V UF Outlet Perm. Pres. psig	PT-201V UF Outlet Conc. Press psig
4/16/2007 1:22	6.36	49.89	53.43	20.07	69.63	34.90	-245.69	1.53	-6.30	9.90	20.58	11.40	64.02
4/16/2007 1:32	6.11	49.92	53.52	19.93	69.39	51.30	-245.69	1.53	-6.30	9.88	20.26	11.29	63.51
4/16/2007 1:42	6.00	50.02	53.58	19.78	68.88	52.00	-245.69	1.53	-6.30	9.80	20.87	11.51	63.73
4/16/2007 1:52	6.23	49.92	53.58	19.78	69.63	43.90	-247.22	1.53	-6.30	9.55	20.64	11.43	63.86
4/16/2007 2:02	6.40	49.98	53.79	20.14	69.91	14.40	-245.69	1.53	-6.30	10.00	20.92	11.28	63.91
4/16/2007 2:12	6.26	49.87	54.02	20.24	69.77	29.20	-247.22	1.53	-6.30	9.72	20.67	11.40	64.11
4/16/2007 2:22	6.01	49.86	53.96	19.98	69.19	15.80	-245.69	1.53	-6.30	9.88	20.40	11.45	63.70
4/16/2007 2:32	6.09	49.84	53.93	19.91	69.17	22.60	-247.22	1.53	-6.30	9.89	20.71	11.46	63.83
4/16/2007 2:42	6.34	50.08	54.04	20.08	69.57	33.50	-247.22	0.00	-6.30	9.97	20.74	11.38	63.73
4/16/2007 2:52	6.36	50.13	54.42	20.13	69.59	32.50	-247.22	1.53	-6.30	9.93	20.61	11.28	63.82
4/16/2007 3:02	6.12	49.75	54.02	19.90	69.14	31.30	-247.22	1.53	-6.30	9.88	20.76	11.43	63.73
4/16/2007 3:12	6.00	49.73	54.19	19.96	69.60	22.80	-247.22	1.53	-6.30	9.63	20.84	11.45	63.65
4/16/2007 3:22	6.23	49.76	54.36	20.19	69.66	32.90	-247.22	1.53	-6.30	10.09	20.58	11.67	63.70
4/16/2007 3:32	6.40	50.11	54.31	19.79	69.24	27.70	-247.22	1.53	-6.30	9.92	20.54	11.37	63.68
4/16/2007 3:42	6.26	50.01	54.07	20.05	69.27	22.20	-247.22	1.53	-6.30	9.67	20.75	11.31	63.82
4/16/2007 3:52	5.98	50.16	54.07	19.79	69.39	24.40	-230.43	1.53	-6.30	9.94	20.79	11.72	63.68
4/16/2007 4:02	6.07	49.96	54.85	20.20	69.56	15.70	-245.69	1.53	-6.30	9.92	20.79	11.93	63.89
4/16/2007 4:12	6.37	50.08	55.00	20.17	69.43	22.60	-247.22	1.53	-6.30	9.51	20.52	11.77	63.89
4/16/2007 4:22	6.37	49.76	54.59	20.14	69.25	3284.60	-247.22	1.53	-6.30	9.79	20.48	11.49	63.77
4/16/2007 4:32	6.08	50.04	54.45	19.91	69.01	21.20	-245.69	1.53	-6.30	9.88	20.23	11.66	63.60
4/16/2007 4:42	5.95	49.82	54.66	19.69	69.01	20.30	3.05	1.53	-6.30	9.49	20.82	11.83	63.68
4/16/2007 4:52	6.27	49.86	55.06	19.98	69.37	10.90	-247.22	1.53	-6.30	9.80	20.97	11.99	64.06
4/16/2007 5:02	6.42	50.04	55.09	20.17	69.74	22.70	-245.69	0.00	-6.30	9.88	20.72	11.84	63.86
4/16/2007 5:12	6.18	49.90	54.52	19.87	69.22	17.80	-247.22	0.00	-6.30	10.01	20.72	11.72	63.31
4/16/2007 5:22	5.93	49.95	55.09	20.04	69.89	23.40	-248.74	1.53	-6.30	9.83	20.53	12.04	63.86
4/16/2007 5:32	6.18	49.98	55.20	19.91	69.07	37.20	-247.22	1.53	-6.30	9.70	20.48	11.99	63.68
4/16/2007 5:42	6.42	49.86	55.06	19.90	69.20	8.60	-247.22	0.00	-6.30	9.74	20.76	11.74	63.76
4/16/2007 5:52	6.28	49.89	55.23	20.07	69.53	3288.70	-248.74	0.00	-6.30	9.84	20.38	11.57	63.76
4/16/2007 6:02	5.96	50.16	55.55	20.02	69.31	16.30	-247.22	0.00	-6.30	9.68	20.49	11.98	63.77
4/16/2007 6:12	6.08	49.89	55.32	19.81	69.57	3282.40	-247.22	1.53	-6.30	9.83	20.71	12.15	63.67
4/16/2007 6:22	6.38	50.21	55.38	19.72	68.96	7.50	-247.22	1.53	-6.30	9.83	20.05	11.84	63.76
4/16/2007 6:32	6.36	50.08	55.65	19.95	69.62	10.30	-247.22	0.00	-6.30	9.73	20.62	11.83	63.73
4/16/2007 6:42	6.03	50.11	55.73	19.82	69.36	3280.30	-247.22	1.53	-6.30	9.98	20.82	12.15	63.65
4/16/2007 6:52	5.99	50.13	55.68	19.82	69.28	3.30	-247.22	0.00	-6.30	9.58	20.27	12.13	63.74
4/16/2007 7:02	6.33	50.08	55.64	19.91	69.14	9.30	-247.22	1.53	-6.30	9.62	20.52	12.15	63.54
4/16/2007 7:12	6.41	50.10	55.65	19.91	69.28	13.10	-247.22	0.00	-6.30	9.93	20.58	11.67	63.74
4/16/2007 7:22	6.12	50.07	56.14	20.04	69.28	0.10	-248.74	0.00	-6.30	9.59	20.74	12.07	64.03
4/16/2007 7:32	5.94	49.90	55.64	19.73	69.11	19.80	-247.22	1.53	-6.30	9.89	20.42	12.01	63.59
4/16/2007 7:42	6.25	50.05	55.96	20.05	69.07	22.30	-247.22	0.00	-6.30	9.86	20.56	12.16	63.56
4/16/2007 7:52	6.42	49.86	55.71	19.72	69.57	25.90	-247.22	0.00	-6.30	9.69	20.53	11.75	63.74
4/16/2007 8:02	6.21	50.13	55.62	19.99	69.39	10.30	-247.22	0.00	-6.30	9.94	20.62	11.49	63.54
4/16/2007 8:12	5.94	50.05	56.19	20.22	69.72	9.10	-247.22	0.00	-6.30	9.63	20.42	12.13	63.94
4/16/2007 8:22	6.15	50.05	55.62	19.75	69.66	41.20	-247.22	0.00	-6.30	9.82	20.57	11.93	63.47
4/16/2007 8:32	6.40	49.84	55.70	19.91	69.14	16.70	-247.22	0.00	-6.30	9.77	20.67	11.78	63.60
4/16/2007 8:42	6.30	50.01	55.76	20.16	69.08	36.40	-247.22	1.53	-6.30	9.48	20.46	11.72	63.65
4/16/2007 8:52	5.98	50.02	56.05	20.22	69.11	15.00	-247.22	0.00	-6.30	9.90	20.23	12.18	63.80
4/16/2007 9:02	6.07	49.87	55.47	19.64	68.93	12.50	-248.74	1.53	-6.30	9.77	20.57	12.16	63.51
4/16/2007 9:12	6.37	50.10	56.07	20.20	69.62	25.20	-247.22	0.00	-6.30	10.02	20.09	12.35	63.54
4/16/2007 9:22	6.35	49.96	55.62	20.01	69.24	21.50	-248.74	0.00	-6.30	9.79	20.49	12.19	63.71
4/16/2007 9:32	6.06	50.01	56.11	20.01	69.82	34.60	-247.22	1.53	-6.30	9.65	20.55	12.60	63.97
4/16/2007 9:42	5.98	50.13	55.94	20.17	69.45	29.90	-245.69	1.53	-6.30	9.87	20.57	12.85	63.60
4/16/2007 9:52	6.28	49.95	56.25	20.20	69.83	28.30	-247.22	1.53	-6.30	9.83	20.72	12.97	64.02
4/16/2007 10:02	6.39	50.02	55.79	19.70	69.22	31.90	-247.22	1.53	-6.30	9.65	20.52	12.57	63.65
4/16/2007 10:12	6.17	49.93	55.73	20.02	69.45	33.50	-247.22	1.53	-6.30	9.88	20.67	12.68	63.91
4/16/2007 10:22	5.98	50.02	55.33	19.55	69.37	43.60	-247.22	1.53	-6.30	9.64	20.72	13.00	63.70
4/16/2007 10:32	6.18	50.05	55.93	20.14	69.39	29.20	-247.22	1.53	-6.30	9.53	20.65	13.37	63.70

DATE/TIME	AT-100V Prod. Water UF Inlet pH	LT-100V UF Feed Tank Level %	PT-100V UF Prefilter Inlet Pres. psig	PT-101V UF Prefilter Outlet Press. psig	PT-102V UF Unit Inlet Press. psig	TT-100V UF Unit Inlet Temp °F	AT-201V UF Unit pH Nano Stor	AT-200V Prod. Water Conductivity micromhos	FT-200V UF Unit Perm. Flow gpm	FT-201V UF Unit Conc. Flow gpm	FT-202V UF Unit Recycle Flow gpm	PT-200V UF Outlet Perm. Pres. psig	PT-201V UF Outlet Conc. Press psig
4/16/2007 10:42	6.39	50.19	55.76	19.81	68.87	31.20	-245.69	0.00	-6.30	9.66	20.37	13.18	63.79
4/16/2007 10:52	6.27	49.82	55.73	20.19	69.14	50.20	-247.22	1.53	-6.30	9.83	20.81	13.20	63.86
4/16/2007 11:02	6.00	49.92	55.55	19.93	69.22	35.40	3.05	1.53	-6.30	9.55	20.50	13.58	63.57
4/16/2007 11:12	6.08	50.05	55.52	20.01	69.20	44.70	-245.69	1.53	-6.30	9.73	20.48	13.69	63.48
4/16/2007 11:22	6.35	50.01	55.84	20.11	70.00	41.20	-245.69	1.53	-6.30	9.69	20.35	13.55	63.80
4/16/2007 11:32	6.34	49.87	56.07	20.17	69.30	33.00	-245.69	1.53	-6.30	9.59	20.47	13.76	63.62
4/16/2007 11:42	6.09	49.90	55.73	19.76	69.49	51.40	-245.69	1.53	-6.30	9.65	19.76	13.86	63.62
4/16/2007 11:52	6.01	50.05	55.81	19.95	69.62	30.90	-247.22	1.53	-6.30	9.88	20.34	14.09	63.57
4/16/2007 12:02	6.27	50.10	55.62	19.78	68.95	46.40	-245.69	1.53	-6.30	9.88	20.32	13.96	63.31
4/16/2007 12:12	6.37	50.10	55.76	20.07	68.90	50.70	-245.69	1.53	-6.30	9.74	20.60	13.95	63.47
4/16/2007 12:22	6.18	49.98	55.41	19.87	69.22	68.20	-245.69	1.53	-6.30	9.63	20.37	14.12	63.57
4/16/2007 12:32	6.01	50.05	55.64	20.02	69.33	51.50	-245.69	1.53	-6.30	9.65	20.79	14.54	63.68
4/16/2007 12:42	6.04	49.99	55.90	20.20	68.75	49.70	-245.69	3.05	-6.30	9.79	20.57	14.76	63.51
4/16/2007 12:52	6.17	50.13	55.49	20.07	68.58	48.10	-245.69	1.53	-6.30	9.68	20.64	14.15	63.30
4/16/2007 13:02	6.20	49.99	55.52	19.87	69.08	46.10	-245.69	1.53	-6.30	9.92	20.42	14.13	63.59
4/16/2007 13:12	6.07	49.96	55.59	20.01	68.81	50.30	-245.69	1.53	-6.30	9.90	20.45	13.98	63.44
4/16/2007 13:22	6.24	49.96	55.59	20.05	69.42	63.40	-245.69	1.53	-6.30	9.70	20.53	13.75	63.51
4/16/2007 13:32	6.29	50.11	55.58	20.02	69.27	39.40	-245.69	1.53	-6.30	9.58	20.34	13.78	63.51
4/16/2007 13:42	6.16	50.01	55.84	19.99	69.28	56.40	-247.22	1.53	-6.30	9.91	20.44	13.84	63.56
4/16/2007 13:52	6.14	50.08	55.43	19.93	69.34	54.20	-247.22	1.53	-6.30	9.66	20.39	14.01	63.42
4/16/2007 14:02	6.24	50.02	55.58	19.99	69.33	58.90	-245.69	1.53	-6.30	9.64	20.29	14.04	63.44
4/16/2007 14:12	6.26	50.07	55.47	19.85	69.11	56.80	-245.69	1.53	-6.30	9.58	20.52	13.89	63.41
4/16/2007 14:22	6.17	49.95	55.93	19.90	69.59	73.90	4.58	1.53	-6.30	9.69	20.42	14.27	63.47
4/16/2007 14:32	6.14	50.11	55.67	19.64	68.98	66.20	-244.16	1.53	-6.30	9.62	20.18	14.13	63.33
4/16/2007 14:42	6.21	49.92	56.04	19.75	69.39	63.00	-245.69	1.53	-6.30	9.81	20.76	14.39	63.56
4/16/2007 14:52	6.29	50.08	56.14	19.95	68.52	66.80	-245.69	3.05	-6.30	9.90	20.71	14.30	63.31
4/16/2007 15:02	6.17	50.07	55.99	19.88	69.28	71.30	-245.69	3.05	-6.30	9.74	20.78	14.39	63.48
4/16/2007 15:12	6.09	50.04	56.14	20.01	69.25	54.60	-245.69	3.05	-6.30	9.87	20.37	14.57	63.35
4/16/2007 15:22	6.22	50.01	56.48	20.04	69.16	62.60	-244.16	3.05	-6.30	9.45	20.46	14.44	63.42
4/16/2007 15:32	6.33	49.87	56.36	19.81	68.79	63.40	-245.69	3.05	-6.30	9.76	20.80	14.16	63.45
4/16/2007 15:42	6.22	49.95	56.62	20.04	69.17	71.60	-245.69	1.53	-6.30	9.89	20.68	14.24	63.57
4/16/2007 15:52	6.06	50.10	56.87	20.27	69.16	61.30	-245.69	3.05	-6.30	9.88	20.77	14.82	63.63
4/16/2007 16:02	6.16	49.70	56.83	19.85	69.20	64.90	-244.16	1.53	-6.30	9.85	20.69	14.65	63.47
4/16/2007 16:12	6.34	49.87	56.91	20.19	68.96	75.50	-245.69	1.53	-6.30	9.51	20.76	14.38	63.56
4/16/2007 16:22	6.27	49.98	57.32	20.17	68.72	90.90	-244.16	3.05	-6.30	9.51	20.66	14.30	63.28
4/16/2007 16:32	6.06	49.79	57.13	20.10	69.05	76.60	-244.16	1.53	-6.30	9.50	20.69	14.47	63.65
4/16/2007 16:42	6.10	49.98	57.53	20.30	68.98	81.30	-244.16	3.05	-6.30	9.73	20.76	14.47	63.56
4/16/2007 16:52	6.33	49.96	57.71	20.01	69.14	71.80	-245.69	3.05	-6.30	9.67	20.49	14.12	63.70
4/16/2007 17:02	6.35	50.01	57.87	19.91	69.59	74.90	-245.69	3.05	-6.30	9.75	21.09	13.95	63.67
4/16/2007 17:12	6.10	50.02	57.68	19.91	69.53	75.80	-244.16	3.05	-6.30	9.65	20.49	13.75	63.44
4/16/2007 17:22	6.01	50.05	58.08	20.24	69.51	86.20	-244.16	3.05	-6.30	9.81	20.57	14.05	63.60
4/16/2007 17:32	6.26	49.99	58.20	19.99	69.02	82.80	-245.69	3.05	-6.30	9.53	20.80	13.81	63.59
4/16/2007 17:42	6.38	50.04	58.20	19.96	69.01	75.70	-244.16	1.53	-6.30	9.82	20.93	13.31	63.42
4/16/2007 17:52	6.18	49.89	58.58	19.87	69.63	89.00	-245.69	3.05	-6.30	9.69	20.84	13.60	63.62
4/16/2007 18:02	5.99	49.87	58.32	20.17	69.30	77.20	-244.16	3.05	-6.30	9.94	20.64	13.84	63.79
4/16/2007 18:12	6.17	50.13	58.95	20.33	69.56	57.10	-244.16	4.58	-6.30	9.65	20.86	13.69	63.65
4/16/2007 18:22	6.40	49.93	58.68	20.20	68.98	67.70	-245.69	3.05	-6.30	9.79	20.89	13.35	63.48
4/16/2007 18:32	6.28	50.13	58.86	19.87	69.27	76.60	-245.69	3.05	-6.30	9.67	20.86	13.32	63.53
4/16/2007 18:42	6.01	50.13	58.57	20.02	69.14	60.70	-244.16	3.05	-6.30	9.68	20.69	13.38	63.45
4/16/2007 18:52	6.07	50.16	58.84	19.87	69.40	72.60	-244.16	3.05	-6.30	9.48	20.76	13.47	63.48
4/16/2007 19:02	6.34	50.07	59.06	20.19	69.22	65.50	-244.16	3.05	-6.30	9.96	20.56	13.49	63.41
4/16/2007 19:12	6.35	49.96	59.07	20.07	68.99	68.80	-244.16	3.05	-6.30	10.00	20.72	13.15	63.56
4/16/2007 19:22	6.07	49.79	59.01	20.19	69.34	53.70	-245.69	3.05	-6.30	9.56	20.72	13.06	63.48
4/16/2007 19:32	6.00	50.05	58.64	19.69	68.73	75.90	-245.69	3.05	-6.30	9.88	20.65	13.20	63.65
4/16/2007 19:42	6.27	49.99	58.84	20.08	69.31	85.70	-245.69	3.05	-6.30	9.68	20.62	12.89	63.56
4/16/2007 19:52	6.38	49.86	58.68	19.95	69.40	72.10	-245.69	3.05	-6.30	9.68	20.61	12.68	63.48

DATE/TIME	AT-100V Prod. Water UF Inlet pH	LT-100V UF Feed Tank Level %	PT-100V UF Prefilter Inlet Pres. psig	PT-101V UF Prefilter Outlet Press. psig	PT-102V UF Unit Inlet Press. psig	TT-100V UF Unit Inlet Temp °F	AT-201V UF Unit pH Nano Stor	AT-200V Prod. Water Conductivity micromhos	FT-200V UF Unit Perm. Flow gpm	FT-201V UF Unit Conc. Flow gpm	FT-202V UF Unit Recycle Flow gpm	PT-200V UF Outlet Perm. Pres. psig	PT-201V UF Outlet Conc. Press psig
4/16/2007 20:02	6.18	49.93	58.95	19.88	69.19	47.40	-245.69	3.05	-6.30	9.58	20.66	12.80	63.77
4/16/2007 20:12	5.98	50.14	58.63	19.95	69.36	70.60	-245.69	3.05	-6.30	9.91	20.77	12.67	63.67
4/16/2007 20:22	6.16	50.10	58.89	20.14	68.92	63.80	-245.69	3.05	-6.30	9.77	20.74	12.53	63.53
4/16/2007 20:32	6.34	50.18	58.46	19.79	69.68	71.60	-245.69	1.53	-6.30	9.64	20.44	12.09	63.54
4/16/2007 20:42	6.24	50.05	58.46	19.85	69.33	69.30	-245.69	1.53	-6.30	9.75	20.32	11.89	63.67
4/16/2007 20:52	6.07	50.01	58.71	20.01	69.39	72.70	-245.69	3.05	-6.30	9.78	20.50	11.77	63.47
4/16/2007 21:02	6.04	49.90	58.14	19.72	69.05	61.80	-245.69	1.53	-6.30	9.88	20.60	11.67	63.57
4/16/2007 21:12	6.08	49.84	58.46	20.01	69.14	67.70	-244.16	3.05	-6.30	9.73	20.44	11.43	63.41
4/16/2007 21:22	5.99	50.08	58.64	20.31	69.28	55.30	-245.69	1.53	-6.30	9.83	20.93	11.40	63.79
4/16/2007 21:32	6.02	49.98	58.64	20.05	69.36	66.90	-245.69	3.05	-6.30	9.96	20.28	11.22	63.92
4/16/2007 21:42	6.04	49.90	58.29	19.75	69.14	55.00	-245.69	1.53	-6.30	9.53	20.82	10.76	63.70
4/16/2007 21:52	6.29	49.92	58.03	19.76	69.39	65.40	-245.69	3.05	-6.30	9.93	20.66	10.44	63.63
4/16/2007 22:02	6.29	50.02	58.28	19.75	69.24	65.00	-245.69	3.05	-6.30	9.88	20.47	10.29	63.56
4/16/2007 22:12	6.15	49.95	58.34	20.04	69.71	62.20	-245.69	1.53	-6.30	9.59	21.37	10.41	63.60
4/16/2007 22:22	6.08	49.90	58.55	20.11	69.34	64.40	-245.69	3.05	-6.30	9.62	20.54	10.35	63.88
4/16/2007 22:32	6.16	50.07	58.11	20.13	69.59	57.50	-247.22	1.53	-6.30	9.83	20.75	10.13	63.63
4/16/2007 22:42	6.33	50.22	58.08	19.87	69.14	33.70	-245.69	1.53	-6.30	9.79	20.55	9.93	63.57
4/16/2007 22:52	6.52	50.01	58.28	19.85	69.05	40.40	-244.16	1.53	-6.30	9.83	20.60	10.07	63.82
4/16/2007 23:02	6.13	50.27	58.39	19.99	69.34	45.20	-245.69	1.53	-6.30	9.54	20.63	10.16	63.56
4/16/2007 23:12	5.88	49.89	58.08	19.79	68.75	49.00	-247.22	1.53	-6.30	9.82	20.62	10.39	63.73
4/16/2007 23:22	6.16	49.90	58.00	19.78	69.02	53.30	-247.22	1.53	-6.30	9.63	20.44	10.22	63.45
4/16/2007 23:32	6.38	50.19	58.81	20.20	69.71	53.00	-247.22	1.53	-6.30	9.98	20.27	10.32	63.80
4/16/2007 23:42	6.30	49.96	58.37	19.95	68.88	52.40	-245.69	1.53	-6.30	9.85	20.39	10.33	63.68
4/16/2007 23:52	6.03	50.04	58.51	19.93	69.10	42.90	-245.69	1.53	-6.30	9.80	20.46	10.29	63.65
4/17/2007 0:02	6.04	49.72	58.34	20.02	69.20	40.70	-245.69	1.53	-6.30	9.75	20.56	10.29	63.68
4/17/2007 0:12	6.33	50.28	58.25	19.84	68.76	40.70	-245.69	1.53	-6.30	9.77	20.86	10.06	63.50
4/17/2007 0:22	6.38	49.99	58.80	20.20	69.14	50.20	-245.69	1.53	-6.30	9.76	21.07	10.35	63.85
4/17/2007 0:32	6.13	49.87	59.01	20.28	69.40	41.20	-245.69	1.53	-6.30	9.58	20.07	10.32	63.83
4/17/2007 0:42	5.96	50.10	58.86	20.07	69.68	38.20	-245.69	1.53	-6.30	9.76	20.82	10.45	63.60
4/17/2007 0:52	6.20	49.98	58.92	20.31	69.66	45.90	-245.69	1.53	-6.30	9.74	20.63	10.29	63.83
4/17/2007 1:02	6.40	50.07	58.86	19.90	69.14	46.00	-245.69	1.53	-6.30	9.77	20.48	10.03	63.76
4/17/2007 1:12	6.25	49.90	59.18	20.14	69.82	53.30	-247.22	1.53	-6.30	9.79	20.37	10.04	63.76
4/17/2007 1:22	5.99	49.93	58.77	20.02	69.49	37.60	-247.22	1.53	-6.30	9.75	20.74	10.07	63.68
4/17/2007 1:32	6.08	49.81	58.61	19.91	69.24	21.10	-245.69	1.53	-6.30	9.84	20.28	9.87	63.62
4/17/2007 1:42	6.34	50.11	59.04	20.14	69.49	35.80	-247.22	1.53	-6.30	9.58	20.77	9.87	63.67
4/17/2007 1:53	6.36	49.99	59.24	20.11	69.36	33.40	-247.22	1.53	-6.30	9.51	20.60	9.80	63.76
4/17/2007 2:03	6.11	50.22	59.36	19.96	69.56	25.90	-247.22	0.00	-6.30	9.62	20.51	9.86	63.59
4/17/2007 2:13	5.98	50.07	59.44	19.87	69.30	44.00	-247.22	1.53	-6.30	9.59	20.07	9.78	63.65
4/17/2007 2:23	6.23	49.99	59.68	20.20	69.82	32.40	-245.69	1.53	-6.30	9.56	20.29	9.81	63.59
4/17/2007 2:33	6.40	50.11	59.67	19.82	69.16	35.70	3.05	1.53	-6.30	9.67	20.87	9.61	63.36
4/17/2007 2:43	6.26	49.93	59.97	19.90	69.78	28.40	-245.69	1.53	-6.30	9.55	20.16	9.69	63.63
4/17/2007 2:53	6.00	49.95	59.93	20.05	70.18	27.40	-245.69	0.00	-6.30	9.47	20.55	9.71	63.79
4/17/2007 3:03	6.08	50.19	59.82	19.81	69.22	27.00	-247.22	1.53	-6.30	9.89	20.90	9.64	63.35
4/17/2007 3:13	6.36	49.79	60.22	19.84	69.68	23.50	-247.22	0.00	-6.30	9.59	20.72	9.61	63.73
4/17/2007 3:23	6.37	50.02	60.34	19.95	68.96	17.30	-247.22	1.53	-6.30	9.49	20.58	9.48	63.63
4/17/2007 3:33	6.09	50.24	60.06	20.02	69.51	8.00	-247.22	1.53	-6.30	9.57	20.28	9.54	63.50
4/17/2007 3:43	5.96	49.84	60.38	20.05	69.25	25.70	3.05	1.53	-6.30	9.59	20.29	9.89	63.65
4/17/2007 3:53	6.25	50.11	60.23	19.99	69.30	26.40	-247.22	1.53	-6.30	9.67	20.32	9.61	63.48
4/17/2007 4:03	6.41	49.81	60.32	19.95	69.63	17.00	-247.22	0.00	-6.30	9.71	20.49	9.49	63.39
4/17/2007 4:13	6.22	50.07	60.54	19.96	69.60	3.40	-247.22	0.00	-6.30	9.84	20.45	9.61	63.60
4/17/2007 4:23	5.96	49.98	60.60	20.17	69.92	14.70	-247.22	0.00	-6.30	9.71	20.89	9.74	63.83
4/17/2007 4:33	6.13	50.08	60.86	20.05	69.56	21.20	-247.22	1.53	-6.30	9.79	20.52	9.64	63.50
4/17/2007 4:43	6.40	49.69	61.01	19.98	69.40	17.10	-247.22	0.00	-6.30	9.40	20.33	9.45	63.65
4/17/2007 4:53	6.32	50.24	61.06	20.05	69.57	7.00	3.05	1.53	-6.30	9.44	20.57	9.54	63.50
4/17/2007 5:03	6.01	50.16	61.15	20.14	68.92	10.80	-247.22	0.00	-6.30	9.56	20.61	9.71	63.53
4/17/2007 5:13	6.03	50.36	60.98	19.90	69.43	15.60	-247.22	0.00	-6.30	9.69	20.64	9.72	63.48

DATE/TIME	AT-100V Prod. Water UF Inlet pH	LT-100V UF Feed Tank Level %	PT-100V UF Prefilter Inlet Pres. psig	PT-101V UF Prefilter Outlet Press. psig	PT-102V UF Unit Inlet Press. psig	TT-100V UF Unit Inlet Temp °F	AT-201V UF Unit pH Nano Stor	AT-200V Prod. Water Conductivity micromhos	FT-200V UF Unit Perm. Flow gpm	FT-201V UF Unit Conc. Flow gpm	FT-202V UF Unit Recycle Flow gpm	PT-200V UF Outlet Perm. Pres. psig	PT-201V UF Outlet Conc. Press psig
4/17/2007 5:23	6.33	50.05	61.16	19.85	69.19	19.10	-247.22	0.00	-6.30	9.58	20.41	9.60	63.54
4/17/2007 5:33	6.38	49.95	61.18	19.66	69.37	9.80	-247.22	1.53	-6.30	9.72	20.52	9.49	63.22
4/17/2007 5:43	6.11	50.10	61.39	19.96	69.01	30.60	-247.22	0.00	-6.30	9.68	20.41	9.57	63.22
4/17/2007 5:53	5.97	49.75	61.36	19.56	69.45	27.20	-247.22	1.53	-6.30	9.69	20.45	9.57	63.35
4/17/2007 6:03	6.24	50.11	61.28	19.61	68.85	17.10	-247.22	1.53	-6.30	9.39	20.62	9.58	63.09
4/17/2007 6:13	6.41	49.98	61.24	19.50	68.81	20.60	-247.22	0.00	-6.30	9.34	20.81	9.45	63.13
4/17/2007 6:23	6.21	50.07	61.18	19.21	68.81	21.30	-247.22	1.53	-6.30	9.83	20.64	9.40	63.09
4/17/2007 6:33	5.95	49.78	61.33	19.64	68.85	23.20	-247.22	1.53	-6.30	9.58	20.58	9.46	63.02
4/17/2007 6:43	6.14	50.14	61.38	19.47	68.38	3.40	-247.22	0.00	-6.30	9.33	20.32	9.51	62.72
4/17/2007 6:53	6.39	49.81	61.38	19.11	68.52	10.00	-247.22	1.53	-6.30	9.61	20.51	9.49	62.81
4/17/2007 7:03	6.31	50.19	61.01	19.06	68.44	18.90	-247.22	0.00	-6.30	9.53	20.39	9.42	62.96
4/17/2007 7:13	6.01	50.07	61.04	19.35	68.88	21.00	-245.69	0.00	-6.30	9.54	20.57	9.46	62.72
4/17/2007 7:23	6.04	50.14	61.32	19.12	68.90	17.90	-247.22	0.00	-6.30	9.47	20.44	9.54	62.89
4/17/2007 7:33	6.33	49.99	61.07	18.79	68.14	21.60	-247.22	0.00	-6.30	9.55	20.20	9.26	62.61
4/17/2007 7:43	6.39	50.28	61.15	18.88	68.44	13.40	-247.22	0.00	-6.30	9.53	20.56	9.34	62.66
4/17/2007 7:53	6.12	49.96	61.21	18.80	68.55	33.70	3.05	0.00	-6.30	9.72	20.60	9.45	62.66
4/17/2007 8:03	5.95	50.08	61.42	19.08	68.55	30.40	-247.22	1.53	-6.30	9.40	20.49	9.49	62.63
4/17/2007 8:13	6.23	50.14	61.19	18.85	68.27	22.30	-247.22	0.00	-6.30	9.59	20.55	9.45	62.44
4/17/2007 8:23	6.39	50.18	61.24	19.12	67.95	34.60	-247.22	1.53	-6.30	9.74	20.56	9.20	62.54
4/17/2007 8:33	6.23	49.93	61.24	18.75	67.89	19.20	-247.22	1.53	-6.30	9.42	20.74	9.16	62.40
4/17/2007 8:43	5.98	49.86	61.36	19.06	68.84	29.20	-245.69	1.53	-6.30	9.57	19.92	9.45	62.52
4/17/2007 8:53	6.12	49.82	61.18	19.01	68.30	23.70	-245.69	0.00	-6.30	9.36	20.76	9.32	62.41
4/17/2007 9:03	6.36	50.11	61.22	18.79	68.01	35.20	3.05	0.00	-6.30	9.53	20.52	9.28	62.28
4/17/2007 9:13	6.32	50.02	61.28	18.71	68.11	34.10	-245.69	1.53	-6.30	9.78	20.64	9.23	62.34
4/17/2007 9:23	6.07	49.87	61.18	18.85	68.15	33.70	3.05	0.00	-6.30	9.49	20.57	9.35	62.23
4/17/2007 9:33	6.03	50.01	61.30	18.89	67.76	33.00	-245.69	1.53	-6.30	9.41	20.37	9.32	62.26
4/17/2007 9:43	6.28	49.87	61.24	18.74	68.18	37.50	-245.69	1.53	-6.30	9.73	20.32	9.34	62.32
4/17/2007 9:53	6.37	50.22	61.21	18.31	67.21	38.90	-247.22	1.53	-6.30	9.37	20.76	9.25	62.06
4/17/2007 10:03	6.16	50.10	61.09	18.45	67.72	43.50	-247.22	0.00	-6.30	9.64	20.57	9.31	62.19
4/17/2007 10:13	5.99	50.10	61.30	18.77	67.94	46.90	-245.69	1.53	-6.30	9.62	20.81	9.55	62.20
4/17/2007 10:23	6.19	49.78	61.16	18.45	67.97	39.80	-247.22	1.53	-6.30	9.65	20.58	9.58	61.77
4/17/2007 10:33	6.37	49.44	61.22	18.13	67.40	43.00	-245.69	0.00	-6.30	9.43	20.58	9.52	61.94
4/17/2007 10:43	6.26	50.10	61.19	18.22	67.68	46.70	3.05	1.53	-6.30	9.63	20.48	9.52	61.77
4/17/2007 10:53	6.02	49.58	61.12	18.04	67.74	43.10	-245.69	1.53	-6.30	9.61	20.57	9.61	61.65
4/17/2007 11:03	6.08	50.16	61.32	17.79	67.18	49.80	-247.22	1.53	-6.30	9.65	20.10	9.55	61.64
4/17/2007 11:13	6.32	50.01	61.24	18.10	67.42	40.60	-247.22	3.05	-6.30	9.39	20.64	9.43	61.42
4/17/2007 11:23	6.34	49.61	61.21	17.78	66.84	48.30	-245.69	1.53	-6.30	9.29	20.39	9.52	61.25
4/17/2007 11:33	6.11	49.99	61.12	17.82	67.18	44.10	-245.69	1.53	-6.30	9.41	20.53	9.54	61.35
4/17/2007 11:43	6.02	50.28	61.27	17.79	66.61	52.70	-245.69	1.53	-6.30	9.43	20.19	9.67	61.25
4/17/2007 11:53	6.22	50.02	61.33	17.64	66.81	44.80	-245.69	1.53	-6.30	9.33	20.43	9.64	61.12
4/17/2007 12:03	6.36	50.13	61.22	17.58	67.05	50.00	-245.69	3.05	-6.30	9.66	20.29	9.58	60.98
4/17/2007 12:13	6.20	50.02	61.35	17.34	66.76	41.30	-245.69	1.53	-6.30	9.42	20.38	9.49	61.01
4/17/2007 12:23	5.94	50.10	61.33	17.67	67.04	58.10	-245.69	1.53	-6.30	9.48	20.22	9.67	60.92
4/17/2007 12:33	5.97	49.98	61.28	17.41	66.69	66.90	-245.69	1.53	-6.30	9.57	20.67	9.55	60.78
4/17/2007 12:43	5.83	49.76	61.28	17.50	66.64	54.20	-245.69	1.53	-6.30	9.66	20.33	9.48	60.66
4/17/2007 12:53	5.98	49.53	61.36	17.20	66.29	52.60	-245.69	1.53	-6.30	9.48	20.53	9.42	60.69
4/17/2007 13:03	6.11	49.78	61.21	16.82	66.58	54.80	-247.22	3.05	-6.30	9.55	20.43	9.26	60.49
4/17/2007 13:13	6.23	49.81	61.27	17.26	66.12	42.50	-245.69	1.53	-6.30	9.31	20.19	9.02	60.28
4/17/2007 13:23	6.28	50.21	61.32	17.00	65.97	47.50	-245.69	3.05	-6.30	9.59	20.78	9.14	60.46
4/17/2007 13:33	6.18	49.87	61.35	17.26	66.38	53.50	-245.69	1.53	-6.30	9.58	20.67	9.17	60.34
4/17/2007 13:43	6.16	49.72	61.24	16.66	65.86	49.30	-245.69	1.53	-6.30	9.57	20.28	9.31	60.38
4/17/2007 13:53	6.21	49.72	61.18	16.85	66.03	63.30	-245.69	1.53	-6.30	9.54	20.31	9.31	60.35
4/17/2007 14:03	6.28	50.14	61.28	16.62	65.94	59.90	-245.69	3.05	-6.30	9.19	20.53	9.28	60.14
4/17/2007 14:13	6.23	49.58	61.32	16.60	65.88	54.50	-245.69	1.53	-6.30	9.53	20.47	9.28	60.02
4/17/2007 14:23	6.13	50.10	61.10	16.47	65.88	64.70	-245.69	3.05	-6.30	9.61	20.50	9.54	59.96
4/17/2007 14:33	6.19	50.08	61.21	16.59	66.46	75.80	-245.69	3.05	-6.30	9.40	20.50	9.51	60.00

DATE/TIME	AT-100V Prod. Water UF Inlet pH	LT-100V UF Feed Tank Level %	PT-100V UF Prefilter Inlet Pres. psig	PT-101V UF Prefilter Outlet Press. psig	PT-102V UF Unit Inlet Press. psig	TT-100V UF Unit Inlet Temp °F	AT-201V UF Unit pH Nano Stor	AT-200V Prod. Water Conductivity micromhos	FT-200V UF Unit Perm. Flow gpm	FT-201V UF Unit Conc. Flow gpm	FT-202V UF Unit Recycle Flow gpm	PT-200V UF Outlet Perm. Pres. psig	PT-201V UF Outlet Conc. Press psig
4/17/2007 14:43	6.27	50.13	61.54	16.77	65.89	52.20	-245.69	3.05	-6.30	9.31	20.05	9.48	59.82
4/17/2007 14:53	6.25	50.16	61.32	16.47	65.68	40.00	-245.69	3.05	-6.30	9.28	20.62	9.49	59.80
4/17/2007 15:03	6.15	50.50	61.30	16.54	66.34	54.10	-245.69	1.53	-6.30	9.39	20.24	9.39	59.88
4/17/2007 15:13	6.13	49.72	61.28	16.62	66.06	68.00	-245.69	1.53	-6.30	9.29	20.79	9.39	59.79
4/17/2007 15:23	6.23	49.90	61.38	16.71	65.66	49.20	-245.69	3.05	-6.30	9.35	20.30	9.29	59.71
4/17/2007 15:33	6.29	50.31	61.45	16.59	66.37	63.50	-245.69	1.53	-6.30	9.32	19.94	9.35	59.82
4/17/2007 15:43	6.20	49.95	61.21	16.51	66.12	65.70	-245.69	3.05	-6.30	9.19	20.42	9.22	59.77
4/17/2007 15:53	6.10	49.76	61.18	16.57	66.20	62.00	1054.48	3.05	-6.30	9.41	20.80	9.37	59.96
4/17/2007 16:03	6.18	49.99	61.36	16.65	65.88	69.20	-245.69	3.05	-6.30	9.24	20.55	9.29	59.76
4/17/2007 16:13	6.31	50.08	61.22	16.45	65.27	59.50	-245.69	1.53	-6.30	9.34	20.37	9.23	59.82
4/17/2007 16:23	6.25	50.56	61.35	16.89	66.17	64.50	-245.69	3.05	-6.30	9.43	20.40	9.17	59.93
4/17/2007 16:33	6.09	50.13	61.25	16.56	65.47	59.80	-245.69	3.05	-6.30	9.27	20.52	9.23	59.96
4/17/2007 16:43	6.11	49.84	61.28	16.44	65.51	63.80	-245.69	3.05	-6.30	9.26	20.42	9.08	59.79
4/17/2007 16:53	6.30	49.89	61.44	16.33	65.54	69.20	-245.69	3.05	-6.30	9.58	20.63	8.97	59.82
4/17/2007 17:03	6.32	49.69	61.24	16.40	65.70	67.00	-245.69	3.05	-6.30	9.19	20.54	8.85	59.85
4/17/2007 17:13	6.12	50.13	61.36	16.62	65.53	54.80	-245.69	3.05	-6.30	9.31	20.75	8.79	59.97
4/17/2007 17:23	6.05	50.11	61.36	16.47	66.17	63.70	-245.69	3.05	-6.30	9.32	20.35	8.77	59.96
4/17/2007 17:33	6.25	50.19	61.33	16.44	65.73	65.80	-245.69	3.05	-6.30	9.43	20.30	8.67	59.71
4/17/2007 17:43	6.37	49.92	61.36	16.19	64.84	62.70	-245.69	1.53	-6.30	9.44	20.59	8.47	59.77
4/17/2007 17:53	6.20	49.99	61.50	16.44	65.65	48.40	-245.69	1.53	-6.30	9.47	19.97	8.42	59.74
4/17/2007 18:03	6.00	49.98	61.41	16.42	66.03	60.20	-244.16	3.05	-6.30	9.18	20.43	8.44	59.65
4/17/2007 18:13	6.15	50.14	61.28	16.02	65.18	59.00	-245.69	1.53	-6.30	9.29	20.65	8.39	59.56
4/17/2007 18:23	6.37	49.98	61.44	16.11	65.65	74.80	-244.16	3.05	-6.30	9.34	19.64	8.19	59.45
4/17/2007 18:33	6.30	50.11	61.30	16.07	65.41	68.10	-244.16	3.05	-6.30	9.54	20.20	8.09	59.35
4/17/2007 18:43	6.04	49.81	61.47	16.15	65.74	72.60	-244.16	3.05	-6.30	9.34	20.36	8.04	59.38
4/17/2007 18:53	6.04	50.18	61.51	16.18	65.68	64.60	-244.16	3.05	-6.30	9.36	20.39	8.13	59.45
4/17/2007 19:03	6.31	49.89	61.42	15.81	64.84	71.00	-245.69	1.53	-6.30	9.10	20.18	7.90	59.16
4/17/2007 19:13	6.36	50.16	61.42	15.73	65.19	54.40	-245.69	3.05	-6.30	9.39	20.27	7.86	59.13
4/17/2007 19:23	6.12	49.78	61.45	15.89	65.42	50.50	-245.69	4.58	-6.30	9.39	20.24	7.84	59.29
4/17/2007 19:33	5.98	49.78	61.61	15.84	65.44	61.10	-244.16	1.53	-6.30	9.11	20.04	7.89	59.24
4/17/2007 19:43	6.20	49.86	61.30	15.79	64.50	65.90	-244.16	3.05	-6.30	9.17	20.22	7.87	59.29
4/17/2007 19:53	6.36	50.18	61.51	15.61	64.63	59.40	-244.16	3.05	-6.30	9.23	19.97	7.68	59.03
4/17/2007 20:03	6.13	49.79	61.35	15.49	64.95	55.30	-244.16	1.53	-6.30	9.13	20.20	7.65	58.98
4/17/2007 20:13	5.75	49.98	61.47	15.44	65.07	44.80	-245.69	3.05	-6.30	9.20	20.42	7.66	58.98
4/17/2007 20:23	5.70	50.22	61.44	15.43	64.64	43.90	-245.69	1.53	-6.30	9.49	20.62	7.52	58.86
4/17/2007 20:33	6.07	50.14	61.39	15.57	64.61	53.40	-245.69	1.53	-6.30	9.15	20.40	7.45	58.86
4/17/2007 20:43	6.32	49.86	61.54	15.63	64.90	45.80	-245.69	3.05	-6.30	9.13	20.59	7.43	58.84
4/17/2007 20:53	6.30	49.96	61.54	15.37	65.22	36.50	-245.69	3.05	-6.30	9.12	20.19	7.40	58.84
4/17/2007 21:03	6.39	50.16	61.45	15.23	64.87	48.70	-245.69	3.05	-6.30	9.42	20.63	7.32	58.89
4/17/2007 21:13	5.98	50.14	61.53	15.18	64.67	46.40	-245.69	1.53	-6.30	9.14	20.49	7.57	58.75
4/17/2007 21:23	5.93	49.69	61.64	15.35	65.01	42.50	-247.22	3.05	-6.30	9.36	20.42	7.75	58.77
4/17/2007 21:33	6.24	50.18	61.50	15.26	64.92	33.20	-245.69	1.53	-6.30	9.13	20.53	7.63	58.51
4/17/2007 21:43	6.40	49.87	61.36	14.76	64.41	47.80	-245.69	3.05	-6.30	9.46	20.19	7.46	58.52
4/17/2007 21:53	6.22	49.96	61.25	14.88	64.75	40.20	-245.69	1.53	-6.30	9.38	20.00	7.51	58.22
4/17/2007 22:03	5.97	49.82	61.64	15.24	64.34	34.20	-247.22	1.53	-6.30	9.31	20.74	7.51	58.51
4/17/2007 22:13	6.11	50.13	61.54	14.97	63.86	45.40	-245.69	1.53	-6.30	9.11	20.04	7.69	58.19
4/17/2007 22:23	6.36	50.14	61.53	14.60	64.49	37.50	-245.69	1.53	-6.30	9.24	20.41	7.45	58.28
4/17/2007 22:33	6.34	49.69	61.53	14.73	63.89	28.00	-245.69	1.53	-6.30	9.14	20.58	7.45	58.43
4/17/2007 22:43	6.07	49.78	61.54	14.85	64.26	44.30	-245.69	1.53	-6.30	9.07	20.29	7.49	58.23
4/17/2007 22:53	5.98	49.96	61.54	14.91	64.40	38.60	-245.69	1.53	-6.30	9.14	20.49	7.54	58.22
4/17/2007 23:03	6.26	50.07	61.51	14.67	64.11	32.50	-245.69	1.53	-6.30	9.36	19.29	7.54	58.19
4/17/2007 23:13	6.39	50.24	61.56	14.54	64.18	30.90	-245.69	1.53	-6.30	9.12	20.14	7.43	58.11
4/17/2007 23:23	6.21	50.04	61.73	14.86	64.40	33.40	-245.69	1.53	-6.30	9.16	20.21	7.26	58.20
4/17/2007 23:33	5.96	49.86	61.41	14.56	63.97	30.40	-245.69	1.53	-6.30	9.00	20.33	7.37	58.25
4/17/2007 23:43	6.12	49.99	61.53	14.71	63.51	36.10	-247.22	1.53	-6.30	9.04	20.49	7.49	57.96
4/17/2007 23:53	6.37	49.84	61.62	14.57	63.63	37.10	-245.69	1.53	-6.30	8.99	20.24	7.20	58.00

DATE/TIME	AT-100V Prod. Water UF Inlet pH	LT-100V UF Feed Tank Level %	PT-100V UF Prefilter Inlet Pres. psig	PT-101V UF Prefilter Outlet Press. psig	PT-102V UF Unit Inlet Press. psig	TT-100V UF Unit Inlet Temp °F	AT-201V UF Unit pH Nano Stor	AT-200V Prod. Water Conductivity micromhos	FT-200V UF Unit Perm. Flow gpm	FT-201V UF Unit Conc. Flow gpm	FT-202V UF Unit Recycle Flow gpm	PT-200V UF Outlet Perm. Pres. psig	PT-201V UF Outlet Conc. Press psig
4/18/2007 0:03	6.3	49.9	61.7	14.5	63.7	37.2	-247.2	1.5	-6.3	9.2	20.1	7.2	57.8
4/18/2007 0:13	6.1	50.4	61.6	14.1	63.7	37.7	-247.2	0.0	-6.3	9.2	20.5	7.2	57.9
4/18/2007 0:23	6.0	50.2	61.4	14.3	63.8	36.4	-247.2	1.5	-6.3	9.3	20.2	7.3	57.7
4/18/2007 0:33	6.3	49.9	61.6	14.0	63.4	34.7	-247.2	1.5	-6.3	9.1	20.5	7.3	57.7
4/18/2007 0:43	6.4	49.8	61.5	13.9	63.9	37.5	-247.2	1.5	-6.3	9.2	20.4	7.2	57.7
4/18/2007 0:53	6.2	50.2	61.6	13.9	63.6	24.3	-247.2	1.5	-6.3	9.0	20.5	7.2	57.4
4/18/2007 1:03	5.9	50.1	61.6	13.6	63.0	38.4	-247.2	1.5	-6.3	9.3	20.3	7.3	57.4
4/18/2007 1:13	6.1	50.1	61.6	14.0	63.4	23.9	-247.2	1.5	-6.3	9.0	20.0	7.2	57.4
4/18/2007 1:23	6.4	49.8	61.6	13.7	63.4	36.2	-247.2	1.5	-6.3	9.1	20.3	7.3	57.1
4/18/2007 1:33	6.3	50.1	61.6	13.5	63.0	29.2	-247.2	1.5	-6.3	9.2	20.1	7.1	57.2
4/18/2007 1:43	6.0	49.7	61.6	13.8	62.9	19.8	-247.2	1.5	-6.3	9.1	20.4	7.1	57.1
4/18/2007 1:53	6.0	50.0	61.6	13.6	63.2	20.0	-247.2	1.5	-6.3	9.1	20.3	7.2	57.0
4/18/2007 2:03	6.3	50.1	61.7	13.5	62.7	16.2	-247.2	0.0	-6.3	9.1	20.7	7.2	56.8
4/18/2007 2:13	6.4	49.9	61.7	13.2	63.1	25.7	-247.2	1.5	-6.3	8.9	20.2	7.1	56.7
4/18/2007 2:23	6.1	50.2	61.6	13.4	62.6	19.4	-247.2	0.0	-6.3	8.9	20.1	7.1	56.7
4/18/2007 2:33	5.9	50.0	61.5	13.4	63.1	29.2	-247.2	0.0	-6.3	8.9	20.4	7.2	56.8
4/18/2007 2:43	6.2	50.4	61.7	13.2	62.7	30.6	-247.2	1.5	-6.3	9.0	20.6	7.3	56.6
4/18/2007 2:53	6.4	49.9	61.7	13.0	62.8	16.0	-247.2	1.5	-6.3	9.0	20.4	7.2	56.6
4/18/2007 3:03	6.2	49.9	61.6	13.0	62.7	15.8	-247.2	0.0	-6.3	8.8	20.1	7.0	56.4
4/18/2007 3:13	5.9	50.2	61.5	13.0	62.6	20.1	-247.2	0.0	-6.3	9.3	20.2	7.3	56.5
4/18/2007 3:23	6.1	49.7	61.4	12.9	62.1	17.8	-247.2	1.5	-6.3	9.3	20.1	7.2	56.3
4/18/2007 3:33	6.4	50.0	61.8	12.8	62.2	28.0	-247.2	1.5	-6.3	9.2	20.4	7.2	56.3
4/18/2007 3:43	6.3	50.3	61.5	12.9	62.6	12.7	-247.2	0.0	-6.3	9.2	20.5	7.0	56.2
4/18/2007 3:53	6.0	50.1	61.7	12.7	62.4	34.6	-247.2	0.0	-6.3	8.8	20.4	7.2	56.3
4/18/2007 4:03	6.0	50.0	61.5	12.5	62.6	14.6	-247.2	0.0	-6.3	9.1	20.0	7.2	56.3
4/18/2007 4:13	6.4	50.3	61.7	12.5	62.3	11.8	-247.2	1.5	-6.3	9.2	20.6	7.1	56.1
4/18/2007 4:23	6.4	50.2	61.4	12.4	62.2	3277.3	-247.2	0.0	-6.3	8.9	20.2	7.1	56.0
4/18/2007 4:33	6.1	50.3	61.6	12.5	62.2	7.4	-247.2	0.0	-6.3	8.9	20.2	7.1	56.1
4/18/2007 4:43	5.9	49.9	61.7	12.6	62.4	21.5	-247.2	1.5	-6.3	8.9	20.0	7.2	56.2
4/18/2007 4:53	6.2	50.0	61.7	12.5	62.4	5.4	-247.2	0.0	-6.3	8.9	20.7	7.1	56.1
4/18/2007 5:03	6.3	50.2	1.4	0.7	0.5	18.7	-248.7	0.0	-6.3	0.0	0.0	0.2	0.4
4/18/2007 5:13	6.3	50.2	1.2	0.4	0.3	30.3	-247.2	1.5	-6.3	0.0	0.0	0.0	0.1
4/18/2007 5:23	6.3	50.2	0.9	0.2	0.0	18.6	-247.2	0.0	-6.3	0.0	0.0	-0.2	-0.2
4/18/2007 5:33	6.3	50.2	0.7	-0.1	-0.2	28.5	-247.2	0.0	-6.3	0.0	0.0	-0.4	-0.4
4/18/2007 5:43	6.3	50.2	0.7	-0.1	-0.2	42.0	-248.7	0.0	-6.3	0.0	0.0	-0.4	-0.4
4/18/2007 5:53	6.3	50.1	0.7	-0.1	-0.3	19.5	-247.2	0.0	-6.3	0.0	0.0	-0.4	-0.5
4/18/2007 6:03	6.3	50.1	0.7	-0.1	-0.2	33.8	-247.2	0.0	-6.3	0.0	0.0	-0.5	-0.5
4/18/2007 6:13	6.3	50.1	0.7	-0.1	-0.3	36.2	-247.2	0.0	-6.3	0.0	0.0	-0.5	-0.5
4/18/2007 6:23	6.2	50.1	0.6	-0.1	-0.3	22.4	-247.2	0.0	-6.3	0.0	0.0	-0.5	-0.5
4/18/2007 6:33	6.3	50.1	0.6	-0.1	-0.3	36.7	-248.7	0.0	-6.3	0.0	0.0	-0.5	-0.5
4/18/2007 6:43	6.3	50.1	0.6	-0.1	-0.3	32.2	-248.7	0.0	-6.3	0.0	0.0	-0.5	-0.5
4/18/2007 6:53	6.3	50.1	0.6	-0.1	-0.3	34.4	-247.2	0.0	-6.3	0.0	0.0	-0.5	-0.5
4/18/2007 7:03	6.3	50.1	0.6	-0.1	-0.3	40.3	-7.6	0.0	-6.3	0.0	0.0	-0.4	-0.5
4/18/2007 7:13	6.3	50.1	0.7	-0.1	-0.3	39.4	-247.2	0.0	-6.3	0.0	0.0	-0.5	-0.5
4/18/2007 7:23	6.3	50.1	0.7	-0.1	-0.3	47.7	-247.2	0.0	-6.3	0.0	0.0	-0.5	-0.5
4/18/2007 7:33	6.3	50.1	0.7	-0.1	-0.3	45.8	-247.2	0.0	-6.3	0.0	0.0	-0.5	-0.5
4/18/2007 7:43	6.2	50.0	0.7	-0.1	-0.2	36.3	-247.2	0.0	-6.3	0.0	0.0	-0.4	-0.5
4/18/2007 7:53	6.3	50.1	0.7	-0.1	-0.2	47.5	-247.2	0.0	-6.3	0.0	0.0	-0.5	-0.5
4/18/2007 8:03	6.2	50.0	0.7	-0.1	-0.2	51.5	-247.2	0.0	-6.3	0.0	0.0	-0.5	-0.5
4/18/2007 8:13	6.3	50.1	0.7	0.0	-0.3	48.5	-247.2	0.0	-6.3	0.0	0.0	-0.5	-0.5
4/18/2007 8:23	6.3	50.1	0.7	0.0	-0.2	47.6	-248.7	0.0	-6.3	0.0	0.0	-0.5	-0.5
4/18/2007 8:33	6.3	50.0	0.7	0.0	-0.2	55.9	-247.2	0.0	-6.3	0.0	0.0	-0.5	-0.5
4/18/2007 8:43	6.3	50.1	0.7	0.0	-0.2	55.9	-247.2	1.5	-6.3	0.0	0.0	-0.5	-0.5
4/18/2007 8:53	6.3	50.0	0.7	0.0	-0.2	65.4	-247.2	0.0	-6.3	0.0	0.0	-0.5	-0.5
4/18/2007 9:03	6.3	50.0	0.7	0.0	-0.2	47.8	-248.7	1.5	-6.3	0.0	0.0	-0.5	-0.4
4/18/2007 9:13	6.3	50.0	0.7	0.0	-0.2	67.3	-247.2	0.0	-6.3	0.0	0.0	-0.5	-0.4

DATE/TIME	AT-100V Prod. Water UF Inlet pH	LT-100V UF Feed Tank Level %	PT-100V UF Prefilter Inlet Pres. psig	PT-101V UF Prefilter Outlet Press. psig	PT-102V UF Unit Inlet Press. psig	TT-100V UF Unit Inlet Temp °F	AT-201V UF Unit pH Nano Stor	AT-200V Prod. Water Conductivity micromhos	FT-200V UF Unit Perm. Flow gpm	FT-201V UF Unit Conc. Flow gpm	FT-202V UF Unit Recycle Flow gpm	PT-200V UF Outlet Perm. Pres. psig	PT-201V UF Outlet Conc. Press psig
4/18/2007 9:23	6.3	50.0	0.7	0.0	-0.2	56.3	-247.2	1.5	-6.3	0.0	0.0	-0.5	-0.4
4/18/2007 9:33	6.3	50.0	0.7	0.0	-0.2	46.5	-247.2	0.0	-6.3	0.0	0.0	-0.5	-0.4
4/18/2007 9:43	6.3	50.0	0.7	0.0	-0.2	67.1	-247.2	0.0	-6.3	0.0	0.0	-0.5	-0.4
4/18/2007 9:53	6.2	50.0	0.7	0.0	-0.2	59.4	-245.7	1.5	-6.3	0.0	0.0	-0.5	-0.4
4/18/2007 10:03	6.3	49.9	0.7	0.0	-0.2	67.9	-247.2	1.5	-6.3	0.0	0.0	-0.5	-0.4
4/18/2007 10:13	6.3	49.9	0.7	0.0	-0.2	65.3	-245.7	1.5	-6.3	0.0	0.0	-0.5	-0.4
4/18/2007 10:23	6.2	49.9	0.7	0.0	-0.2	66.6	-247.2	1.5	-6.3	0.0	0.0	-0.5	-0.4
4/18/2007 10:33	6.2	50.0	0.8	0.0	-0.2	61.9	-247.2	1.5	-6.3	0.0	0.0	-0.5	-0.4
4/18/2007 10:43	6.2	50.0	0.8	0.0	-0.2	56.9	-247.2	1.5	-6.3	0.0	0.0	-0.4	-0.4
4/18/2007 10:53	6.3	50.6	32.8	19.8	69.3	31.7	-247.2	1.5	-6.3	5.6	20.8	11.7	64.7
4/18/2007 11:03	6.4	50.9	37.4	19.9	69.7	44.5	-247.2	0.0	-6.3	5.6	20.9	12.9	64.6
4/18/2007 11:13	6.1	50.2	40.3	19.8	69.8	43.4	-245.7	1.5	-6.3	5.5	20.7	13.6	64.6
4/18/2007 11:23	5.7	49.9	41.9	20.2	70.0	56.8	-245.7	1.5	-6.3	5.7	20.5	14.6	64.7
4/18/2007 11:33	5.9	50.2	43.5	20.2	70.1	43.2	-245.7	1.5	-6.3	5.7	20.7	15.4	64.8
4/18/2007 11:43	6.2	49.9	44.4	20.0	70.0	28.0	-245.7	1.5	-6.3	5.6	20.7	15.5	64.7
4/18/2007 11:53	6.3	50.0	44.7	20.1	69.7	57.4	-247.2	1.5	-6.3	5.4	20.8	15.5	64.7
4/18/2007 12:03	6.3	50.1	45.4	19.9	69.6	51.1	3.1	1.5	-6.3	5.6	20.9	15.6	64.4
4/18/2007 12:13	6.1	49.9	46.1	19.7	69.5	49.9	-245.7	3.1	-6.3	5.5	20.7	16.3	64.7
4/18/2007 12:23	5.9	50.0	45.5	19.7	69.2	56.5	-245.7	3.1	-6.3	5.5	21.1	16.4	64.3
4/18/2007 12:33	6.0	50.1	46.7	20.3	69.6	43.6	-245.7	1.5	-6.3	5.5	20.8	16.7	64.5
4/18/2007 12:43	6.3	50.1	46.9	20.3	70.0	56.2	-245.7	3.1	-6.3	5.6	21.0	16.5	64.6
4/18/2007 12:53	6.4	50.0	46.6	19.8	69.5	58.0	-245.7	1.5	-6.3	5.6	20.6	16.3	64.5
4/18/2007 13:03	6.2	50.0	46.9	19.8	69.6	49.9	-245.7	3.1	-6.3	5.5	20.8	16.1	64.5
4/18/2007 13:13	5.9	50.1	48.0	20.0	69.7	55.8	-245.7	1.5	-6.3	5.5	20.8	16.7	64.6
4/18/2007 13:23	6.0	50.1	47.9	20.0	69.7	62.2	-245.7	3.1	-6.3	5.4	20.8	16.6	64.4
4/18/2007 13:33	6.2	49.9	47.7	20.0	70.0	72.8	-244.2	0.0	-6.3	5.5	20.9	16.5	64.6
4/18/2007 13:43	6.4	49.9	47.6	19.8	69.3	76.3	-244.2	3.1	-6.3	5.5	20.9	16.0	64.3
4/18/2007 13:53	6.3	49.9	48.2	19.9	69.3	76.2	-245.7	3.1	-6.3	5.5	20.6	16.1	64.4
4/18/2007 14:03	6.0	49.9	47.9	19.6	69.1	73.8	-247.2	3.1	-6.3	5.4	21.0	16.0	64.6
4/18/2007 14:13	6.0	50.0	49.0	19.8	69.7	81.2	-244.2	1.5	-6.3	5.4	21.0	16.4	64.5
4/18/2007 14:23	6.2	49.9	49.3	20.1	70.0	73.5	-245.7	3.1	-6.3	5.6	20.8	16.5	64.6
4/18/2007 14:33	6.3	50.0	49.2	19.7	69.1	62.4	-244.2	1.5	-6.3	5.4	20.8	16.3	64.4
4/18/2007 14:43	6.3	49.9	49.2	19.9	70.0	66.5	-244.2	1.5	-6.3	5.3	21.2	16.0	64.5
4/18/2007 14:53	6.1	50.0	50.2	20.3	69.7	81.1	-244.2	3.1	-6.3	5.4	21.2	16.8	64.8
4/18/2007 15:03	5.9	50.1	50.4	20.0	69.7	79.7	-244.2	3.1	-6.3	5.5	21.0	17.0	64.7
4/18/2007 15:13	6.1	50.1	50.6	20.3	68.8	68.7	-245.7	3.1	-6.3	5.4	20.8	17.0	64.8
4/18/2007 15:23	6.3	50.1	50.8	20.1	69.5	66.7	-245.7	4.6	-6.3	5.5	20.9	16.8	64.7
4/18/2007 15:33	6.3	50.0	50.4	20.0	69.7	85.4	-244.2	3.1	-6.3	5.7	21.0	16.3	64.5
4/18/2007 15:43	6.2	49.8	50.9	19.9	69.3	76.0	-244.2	3.1	-6.3	5.5	21.2	16.4	64.5
4/18/2007 15:53	5.9	50.0	51.4	20.1	69.4	66.8	-244.2	3.1	-6.3	5.6	21.0	16.8	64.7
4/18/2007 16:03	6.1	49.9	51.6	19.9	69.4	65.7	-244.2	3.1	-6.3	5.6	20.9	16.9	64.7
4/18/2007 16:13	6.2	50.1	51.7	20.1	69.6	75.9	-244.2	3.1	-6.3	5.5	21.4	16.6	64.6
4/18/2007 16:23	6.3	49.8	52.0	19.8	69.8	77.6	-244.2	3.1	-6.3	5.4	20.6	16.4	64.7
4/18/2007 16:33	6.2	50.1	52.7	20.1	69.5	72.6	-245.7	3.1	-6.3	5.5	20.9	16.2	64.7
4/18/2007 16:43	5.9	50.2	52.6	19.8	69.8	83.5	-244.2	3.1	-6.3	5.4	20.9	16.3	64.5
4/18/2007 16:53	6.0	49.9	53.1	20.0	69.6	73.1	-245.7	3.1	-6.3	5.6	20.5	16.6	64.7
4/18/2007 17:03	6.2	50.1	53.6	19.9	69.7	80.8	-245.7	3.1	-6.3	5.4	21.0	16.5	64.7
4/18/2007 17:13	6.3	50.0	53.3	20.1	69.0	86.3	-245.7	3.1	-6.3	5.6	21.0	16.1	64.8
4/18/2007 17:23	6.3	50.0	53.8	20.1	69.4	89.0	-244.2	3.1	-6.3	5.5	21.0	15.9	64.6
4/18/2007 17:33	6.0	50.1	54.1	19.9	69.7	59.8	-244.2	4.6	-6.3	5.4	20.9	15.9	64.7
4/18/2007 17:43	5.9	50.0	54.6	20.1	69.1	84.2	-245.7	3.1	-6.3	5.5	21.1	16.0	64.7
4/18/2007 17:53	6.1	50.0	54.8	19.9	69.3	82.2	-244.2	3.1	-6.3	5.4	20.8	15.9	64.7
4/18/2007 18:03	6.3	49.9	55.5	20.1	70.1	70.9	-244.2	3.1	-6.3	5.7	20.8	15.7	65.0
4/18/2007 18:13	6.3	50.1	55.6	19.8	69.5	81.3	6.1	3.1	-6.3	5.4	20.9	15.0	65.1
4/18/2007 18:23	6.1	50.0	55.6	19.9	69.9	69.3	-244.2	3.1	-6.3	5.5	20.9	14.8	64.7
4/18/2007 18:33	5.9	50.1	56.0	19.9	69.5	86.9	-244.2	3.1	-6.3	5.4	20.6	14.9	64.6

DATE/TIME	AT-100V Prod. Water UF Inlet pH	LT-100V UF Feed Tank Level %	PT-100V UF Prefilter Inlet Pres. psig	PT-101V UF Prefilter Outlet Press. psig	PT-102V UF Unit Inlet Press. psig	TT-100V UF Unit Inlet Temp °F	AT-201V UF Unit pH Nano Stor	AT-200V Prod. Water Conductivity micromhos	FT-200V UF Unit Perm. Flow gpm	FT-201V UF Unit Conc. Flow gpm	FT-202V UF Unit Recycle Flow gpm	PT-200V UF Outlet Perm. Pres. psig	PT-201V UF Outlet Conc. Press psig
4/18/2007 18:43	6.1	50.0	56.7	20.2	69.6	77.4	-245.7	3.1	-6.3	5.5	20.5	15.1	64.8
4/18/2007 18:53	6.2	50.0	56.6	19.8	69.3	73.5	-244.2	4.6	-6.3	5.7	20.7	14.4	64.7
4/18/2007 19:03	6.4	50.1	56.9	20.1	69.8	73.3	-244.2	3.1	-6.3	5.4	20.8	14.3	64.9
4/18/2007 19:13	6.2	50.0	57.2	19.8	69.6	71.6	-244.2	1.5	-6.3	5.5	20.9	14.1	64.9
4/18/2007 19:23	5.9	50.0	57.4	20.2	69.7	75.2	-244.2	3.1	-6.3	5.6	20.5	14.1	64.6
4/18/2007 19:33	6.0	50.0	57.8	20.3	70.1	65.5	-244.2	3.1	-6.3	5.4	20.6	14.3	64.8
4/18/2007 19:43	6.2	50.1	57.6	19.8	69.7	77.8	-245.7	3.1	-6.3	5.3	21.0	14.0	64.8
4/18/2007 19:53	6.3	50.0	58.0	19.9	70.0	64.1	-244.2	3.1	-6.3	5.5	20.9	13.6	64.9
4/18/2007 20:03	6.3	49.9	57.9	19.9	69.4	59.3	-245.7	3.1	-6.3	5.4	20.4	13.2	64.8
4/18/2007 20:13	6.1	49.9	58.0	19.6	70.0	63.6	-245.7	3.1	-6.3	5.4	20.8	13.1	64.5
4/18/2007 20:23	5.9	50.0	58.9	20.1	69.8	56.4	-245.7	3.1	-6.3	5.4	20.6	13.5	64.9
4/18/2007 20:33	6.1	50.1	59.1	19.9	69.7	50.2	-245.7	1.5	-6.3	5.4	21.0	13.4	64.9
4/18/2007 20:43	6.2	50.1	59.0	20.1	69.6	65.7	-245.7	3.1	-6.3	5.4	20.3	13.2	65.0
4/18/2007 20:53	6.3	49.9	58.8	20.1	69.8	51.6	-245.7	3.1	-6.3	5.5	20.8	12.7	64.8
4/18/2007 21:03	6.2	50.0	58.8	20.2	70.4	52.3	-245.7	3.1	-6.3	5.5	20.8	12.5	64.9
4/18/2007 21:13	5.9	50.0	58.8	20.0	69.1	65.3	-245.7	1.5	-6.3	5.6	21.0	12.3	64.9
4/18/2007 21:23	5.9	50.0	59.2	20.1	70.0	59.9	-245.7	1.5	-6.3	5.5	21.0	12.3	64.9
4/18/2007 21:33	5.9	50.1	59.1	20.1	70.0	47.9	-245.7	3.1	-6.3	5.5	20.8	12.0	65.0
4/18/2007 21:43	5.9	49.9	59.0	20.2	70.1	53.5	-245.7	3.1	-6.3	5.4	21.0	11.3	65.1
4/18/2007 21:53	6.0	49.9	58.6	19.7	70.0	56.5	-245.7	1.5	-6.3	5.5	21.0	10.8	65.0
4/18/2007 22:03	6.2	50.0	58.7	20.0	69.4	46.9	-245.7	1.5	-6.3	5.7	20.8	10.7	64.9
4/18/2007 22:13	6.4	50.0	58.8	20.1	69.7	71.5	-245.7	3.1	-6.3	5.5	20.8	10.5	64.7
4/18/2007 22:23	6.3	50.0	58.6	19.7	69.5	50.8	-245.7	1.5	-6.3	5.6	21.0	10.4	64.7
4/18/2007 22:33	6.1	50.1	59.0	19.9	69.2	48.8	-245.7	3.1	-6.3	5.4	20.8	10.5	64.9
4/18/2007 22:43	5.9	50.0	58.9	19.9	69.6	45.6	-245.7	1.5	-6.3	5.6	21.1	10.8	65.0
4/18/2007 22:53	6.1	49.9	59.1	19.9	70.0	51.9	-245.7	1.5	-6.3	5.4	20.6	10.8	64.8
4/18/2007 23:03	6.5	49.8	58.8	19.8	69.9	49.4	-245.7	1.5	-6.3	5.5	20.8	10.7	64.8
4/18/2007 23:13	6.3	50.2	59.1	20.1	70.0	41.8	4.6	1.5	-6.3	5.5	20.3	10.6	65.0
4/18/2007 23:23	5.9	50.0	59.2	20.0	70.0	56.1	-245.7	3.1	-6.3	5.4	21.1	10.9	65.0
4/18/2007 23:33	5.7	49.8	59.2	19.8	69.6	41.1	-245.7	1.5	-6.3	5.4	21.0	11.2	64.7
4/18/2007 23:43	6.0	49.9	59.7	20.0	69.7	48.5	-245.7	1.5	-6.3	5.4	21.1	11.4	65.0
4/18/2007 23:53	6.2	50.2	59.5	19.9	69.4	50.9	-245.7	1.5	-6.3	5.4	20.7	11.3	64.8
4/19/2007 0:03	6.3	50.0	59.9	20.3	70.2	54.0	-245.7	1.5	-6.3	5.5	20.9	11.3	65.0
4/19/2007 0:13	6.3	50.0	59.4	19.9	69.5	38.4	-245.7	3.1	-6.3	5.6	20.7	10.9	64.7
4/19/2007 0:23	6.0	49.9	60.0	20.2	70.1	34.8	-247.2	1.5	-6.3	5.5	21.0	11.0	65.1
4/19/2007 0:33	5.9	50.1	60.1	19.9	69.7	62.0	-245.7	1.5	-6.3	5.4	21.0	11.0	64.7
4/19/2007 0:43	6.1	50.1	60.0	19.7	69.6	42.8	-245.7	1.5	-6.3	5.6	20.9	11.0	64.8
4/19/2007 0:53	6.3	49.9	60.8	20.0	69.6	45.1	-245.7	1.5	-6.3	5.4	20.9	11.0	64.9
4/19/2007 1:03	6.4	50.1	60.7	20.0	69.7	34.0	-245.7	1.5	-6.3	5.5	21.2	10.7	65.1
4/19/2007 1:13	6.2	50.1	60.5	19.9	69.3	36.2	-247.2	1.5	-6.3	5.6	20.7	10.7	64.8
4/19/2007 1:23	5.9	50.0	61.2	20.3	69.9	51.0	-245.7	1.5	-6.3	5.3	21.0	10.8	64.8
4/19/2007 1:33	6.0	49.8	61.3	20.2	69.3	46.4	-245.7	1.5	-6.3	5.2	20.6	10.8	64.9
4/19/2007 1:43	6.2	50.1	61.3	19.9	69.9	33.3	-245.7	1.5	-6.3	5.5	20.9	10.8	64.9
4/19/2007 1:53	6.3	49.8	61.4	20.0	70.2	52.9	-247.2	3.1	-6.3	5.4	21.3	10.5	64.9
4/19/2007 2:03	6.3	49.9	61.1	19.8	70.3	41.5	-245.7	1.5	-6.3	5.4	20.5	10.3	64.8
4/19/2007 2:13	6.1	49.7	61.2	20.2	69.4	31.1	-247.2	1.5	-6.3	5.3	20.3	10.2	64.8
4/19/2007 2:23	5.9	50.1	61.9	20.1	70.0	33.8	-245.7	1.5	-6.3	5.5	21.0	10.4	65.1
4/19/2007 2:33	6.1	49.8	62.2	20.1	69.7	41.8	-245.7	1.5	-6.3	5.3	20.5	10.7	64.9
4/19/2007 2:43	6.3	49.9	61.9	19.8	70.1	45.7	-245.7	1.5	-6.3	5.5	20.7	10.2	64.9
4/19/2007 2:53	6.4	50.0	61.8	20.1	69.9	34.1	-247.2	1.5	-6.3	5.3	20.6	10.0	64.8
4/19/2007 3:03	6.2	50.1	62.1	20.2	69.7	4.0	-247.2	1.5	-6.3	5.6	20.8	9.9	65.0
4/19/2007 3:13	5.9	49.7	62.2	20.3	70.0	27.3	-245.7	1.5	-6.3	5.5	20.3	10.1	64.8
4/19/2007 3:23	5.9	49.8	63.0	20.0	69.4	20.3	-247.2	1.5	-6.3	5.4	20.5	10.3	64.9
4/19/2007 3:33	6.2	50.3	62.9	20.1	69.6	21.8	-247.2	1.5	-6.3	5.4	20.5	10.2	64.8
4/19/2007 3:43	6.3	50.0	62.7	19.8	70.0	21.6	-247.2	1.5	-6.3	5.4	20.7	10.1	65.1
4/19/2007 3:53	6.3	50.1	62.6	19.8	70.0	11.0	-247.2	1.5	-6.3	5.4	20.6	9.9	64.7

DATE/TIME	AT-100V Prod. Water UF Inlet pH	LT-100V UF Feed Tank Level %	PT-100V UF Prefilter Inlet Pres. psig	PT-101V UF Prefilter Outlet Press. psig	PT-102V UF Unit Inlet Press. psig	TT-100V UF Unit Inlet Temp °F	AT-201V UF Unit pH Nano Stor	AT-200V Prod. Water Conductivity micromhos	FT-200V UF Unit Perm. Flow gpm	FT-201V UF Unit Conc. Flow gpm	FT-202V UF Unit Recycle Flow gpm	PT-200V UF Outlet Perm. Pres. psig	PT-201V UF Outlet Conc. Press psig
4/19/2007 4:03	6.1	49.8	62.8	20.0	70.0	23.2	-247.2	0.0	-6.3	5.4	21.0	10.0	64.6
4/19/2007 4:13	5.8	49.9	62.8	19.7	69.4	14.8	-247.2	1.5	-6.3	5.2	20.7	10.2	64.6
4/19/2007 4:23	6.0	50.0	62.9	19.6	69.3	26.1	-247.2	1.5	-6.3	5.4	20.7	10.4	64.6
4/19/2007 4:33	6.2	50.2	62.6	19.5	69.2	30.3	-247.2	1.5	-6.3	5.4	20.3	10.2	64.5
4/19/2007 4:43	6.4	50.0	62.8	19.6	69.3	28.7	-245.7	0.0	-6.3	5.4	20.8	10.0	64.6
4/19/2007 4:53	6.3	50.0	62.8	19.9	69.9	27.2	-245.7	1.5	-6.3	5.5	20.8	10.0	64.4
4/19/2007 5:03	5.9	50.0	62.8	19.2	68.9	28.2	-247.2	1.5	-6.3	5.6	20.9	10.1	64.2
4/19/2007 5:13	5.9	50.1	62.8	19.3	68.9	32.9	-247.2	1.5	-6.3	5.4	20.5	10.3	64.2
4/19/2007 5:23	6.1	50.0	62.8	19.5	69.2	37.7	-245.7	1.5	-6.3	5.3	20.7	10.3	64.3
4/19/2007 5:33	6.3	50.2	62.7	19.3	69.2	26.8	-247.2	1.5	-6.3	5.5	20.2	10.1	64.3
4/19/2007 5:43	6.3	50.0	62.8	19.5	69.7	21.8	-247.2	1.5	-6.3	5.4	21.1	9.9	64.4
4/19/2007 5:53	6.1	50.1	62.8	19.5	69.5	33.5	-247.2	0.0	-6.3	5.5	20.8	9.8	64.3
4/19/2007 6:03	5.8	50.4	62.9	19.4	69.1	14.8	-247.2	1.5	-6.3	5.3	20.8	10.0	64.2
4/19/2007 6:13	6.0	50.3	62.7	19.0	69.6	26.7	-247.2	1.5	-6.3	5.4	20.5	10.2	64.1
4/19/2007 6:23	6.2	50.2	62.7	19.0	69.3	28.6	-247.2	0.0	-6.3	5.6	21.0	10.2	64.4
4/19/2007 6:33	6.4	50.0	62.7	19.6	69.4	17.1	-247.2	1.5	-6.3	5.4	21.0	10.0	64.3
4/19/2007 6:43	6.3	50.2	62.8	19.4	69.7	18.0	-247.2	1.5	-6.3	5.3	20.5	9.9	64.1
4/19/2007 6:53	5.9	50.0	62.8	19.0	68.8	30.3	-247.2	1.5	-6.3	5.3	20.9	10.0	64.1
4/19/2007 7:03	5.9	50.1	62.5	18.8	68.5	40.1	-247.2	1.5	-6.3	5.5	21.1	10.2	63.7
4/19/2007 7:13	6.1	50.2	62.5	18.7	68.6	28.7	-247.2	1.5	-6.3	5.4	20.5	10.1	63.6
4/19/2007 7:23	6.3	49.8	62.5	18.6	68.0	35.6	-247.2	1.5	-6.3	5.4	20.8	10.0	63.6
4/19/2007 7:33	6.3	49.8	62.7	18.6	68.9	39.5	-247.2	1.5	-6.3	5.4	20.8	10.0	63.6
4/19/2007 7:43	6.1	50.0	62.6	18.8	68.5	33.2	-247.2	1.5	-6.3	5.3	20.4	10.0	63.7
4/19/2007 7:53	5.9	49.9	62.7	18.8	68.5	39.0	-247.2	1.5	-6.3	5.3	20.6	10.2	63.6
4/19/2007 8:03	6.0	50.0	62.5	18.8	68.3	38.8	-247.2	1.5	-6.3	5.4	20.6	10.3	63.7
4/19/2007 8:13	6.2	49.9	62.9	18.7	68.4	35.1	-247.2	1.5	-6.3	5.3	20.7	10.4	63.9
4/19/2007 8:23	6.3	49.9	62.5	19.2	68.9	15.2	-247.2	1.5	-6.3	5.4	21.2	10.1	64.0
4/19/2007 8:33	6.3	50.0	62.9	19.2	68.6	33.1	-245.7	1.5	-6.3	5.5	21.1	10.1	63.9
4/19/2007 8:43	6.0	49.8	62.6	19.4	69.1	38.1	-245.7	1.5	-6.3	5.4	20.7	10.1	63.8
4/19/2007 8:53	5.9	50.2	62.6	19.0	69.1	44.0	-247.2	1.5	-6.3	5.3	20.6	10.3	63.9
4/19/2007 9:03	6.1	50.0	62.9	18.9	68.6	39.8	-247.2	1.5	-6.3	5.4	20.5	10.3	63.9
4/19/2007 9:13	6.3	49.8	62.7	19.1	69.2	53.3	-245.7	0.0	-6.3	5.5	21.0	10.2	64.0
4/19/2007 9:23	6.3	50.2	62.7	19.4	68.9	41.1	-247.2	1.5	-6.3	5.5	21.1	10.1	63.9
4/19/2007 9:33	6.2	50.1	62.8	19.5	69.1	53.0	-247.2	1.5	-6.3	5.2	20.7	10.1	64.2
4/19/2007 9:43	5.9	50.1	62.7	19.4	69.0	56.8	-245.7	1.5	-6.3	5.2	20.7	10.1	64.0
4/19/2007 9:54	6.0	49.8	62.7	19.3	68.6	42.0	-247.2	1.5	-6.3	5.3	21.0	10.2	63.8
4/19/2007 10:04	6.2	49.9	62.7	19.2	68.9	57.0	-245.7	1.5	-6.3	5.2	20.6	10.3	64.0
4/19/2007 10:14	6.3	50.1	62.6	19.0	68.9	52.7	-245.7	1.5	-6.3	5.4	20.7	10.1	64.1
4/19/2007 10:24	6.3	49.9	62.8	19.2	68.5	57.1	-245.7	1.5	-6.3	5.4	20.7	10.3	64.1
4/19/2007 10:34	6.1	50.1	62.7	19.2	69.0	58.9	-245.7	1.5	-6.3	5.5	20.8	10.2	64.0
4/19/2007 10:44	5.9	49.9	62.8	19.3	68.8	66.4	-245.7	3.1	-6.3	5.3	21.0	10.4	63.8
4/19/2007 10:54	5.7	49.8	62.7	19.0	69.2	58.6	-245.7	1.5	-6.3	5.3	20.8	10.6	64.0
4/19/2007 11:04	5.9	49.9	62.8	19.1	69.0	48.5	-245.7	1.5	-6.3	5.4	20.9	10.5	64.0
4/19/2007 11:14	6.1	50.1	62.4	18.9	69.2	57.7	-245.7	1.5	-6.3	5.5	21.1	10.4	63.8
4/19/2007 11:24	6.1	50.0	62.7	19.3	68.8	75.4	-245.7	1.5	-6.3	5.4	20.9	10.3	64.0
4/19/2007 11:34	6.2	50.1	62.6	19.6	69.3	63.3	-245.7	3.1	-6.3	5.4	20.6	10.2	64.1
4/19/2007 11:44	6.3	50.0	62.6	19.8	69.5	66.3	-245.7	3.1	-6.3	5.5	21.2	10.1	64.2
4/19/2007 11:54	6.2	50.0	62.7	19.4	68.7	62.4	-245.7	1.5	-6.3	5.4	20.9	10.0	64.1
4/19/2007 12:04	6.1	49.9	62.6	19.4	69.2	69.2	-245.7	3.1	-6.3	5.4	20.5	10.4	64.0
4/19/2007 12:14	6.0	50.0	62.7	19.3	68.7	69.1	-245.7	1.5	-6.3	5.3	20.9	10.8	64.1
4/19/2007 12:24	6.1	50.1	62.6	19.2	69.0	56.7	-245.7	3.1	-6.3	5.3	21.2	11.0	64.0
4/19/2007 12:34	6.3	50.1	62.7	19.9	69.0	45.4	-245.7	3.1	-6.3	5.3	20.8	11.0	64.3
4/19/2007 12:44	6.3	49.9	62.6	19.8	69.4	62.5	-245.7	3.1	-6.3	5.4	20.5	11.0	64.2
4/19/2007 12:54	6.2	50.2	62.6	19.5	69.2	73.6	-245.7	3.1	-6.3	5.3	20.8	11.1	64.2
4/19/2007 13:04	6.0	49.9	62.1	19.2	68.8	69.1	-244.2	1.5	-6.3	5.3	20.6	11.3	63.9
4/19/2007 13:14	5.9	50.1	62.2	19.1	69.2	66.2	-245.7	1.5	-6.3	5.5	20.7	11.6	63.9

DATE/TIME	AT-100V Prod. Water UF Inlet pH	LT-100V UF Feed Tank Level %	PT-100V UF Prefilter Inlet Pres. psig	PT-101V UF Prefilter Outlet Press. psig	PT-102V UF Unit Inlet Press. psig	TT-100V UF Unit Inlet Temp °F	AT-201V UF Unit pH Nano Stor	AT-200V Prod. Water Conductivity micromhos	FT-200V UF Unit Perm. Flow gpm	FT-201V UF Unit Conc. Flow gpm	FT-202V UF Unit Recycle Flow gpm	PT-200V UF Outlet Perm. Pres. psig	PT-201V UF Outlet Conc. Press psig
4/19/2007 13:24	6.1	50.1	62.3	19.2	68.7	70.7	-245.7	3.1	-6.3	5.4	20.8	11.8	63.7
4/19/2007 13:34	6.3	49.9	62.1	19.3	68.7	75.7	-244.2	3.1	-6.3	5.3	20.7	11.7	63.9
4/19/2007 13:44	6.3	49.9	62.6	19.2	68.8	71.8	-245.7	3.1	-6.3	5.4	20.9	11.7	63.9
4/19/2007 13:54	6.1	50.0	62.4	19.4	68.5	79.7	-244.2	3.1	-6.3	5.3	20.8	11.8	63.9
4/19/2007 14:04	5.9	50.1	61.7	18.9	68.4	68.3	-245.7	1.5	-6.3	5.4	20.6	11.9	63.3
4/19/2007 14:14	6.0	50.0	62.5	19.4	69.0	76.6	-245.7	3.1	-6.3	5.3	20.7	11.9	63.8
4/19/2007 14:24	6.2	49.9	62.4	18.9	68.8	65.2	-245.7	3.1	-6.3	5.4	20.2	11.9	63.8
4/19/2007 14:34	6.3	49.9	62.5	19.0	68.6	69.8	-245.7	3.1	-6.3	5.4	20.9	11.7	63.6
4/19/2007 14:44	6.3	49.8	62.3	18.8	68.2	83.9	-244.2	3.1	-6.3	5.3	20.7	11.6	63.4
4/19/2007 14:54	6.0	50.2	61.9	18.3	67.7	66.4	-245.7	3.1	-6.3	5.3	21.1	11.7	62.9
4/19/2007 15:04	5.9	50.0	62.3	18.3	68.3	72.5	-244.2	3.1	-6.3	5.4	20.9	11.6	63.2
4/19/2007 15:14	6.1	49.9	62.4	18.7	68.7	79.8	-245.7	4.6	-6.3	5.2	20.9	11.5	63.1
4/19/2007 15:24	6.3	50.1	62.4	18.1	67.8	86.5	-245.7	1.5	-6.3	5.5	20.7	11.3	63.1
4/19/2007 15:34	6.3	50.1	62.4	18.3	68.1	70.3	-245.7	3.1	-6.3	5.4	20.9	11.2	62.9
4/19/2007 15:44	6.2	50.0	62.5	17.8	67.9	86.9	-245.7	1.5	-6.3	5.2	20.5	11.2	62.9
4/19/2007 15:54	5.9	49.8	62.1	17.9	66.8	79.1	-244.2	3.1	-6.3	5.4	20.5	11.2	62.5
4/19/2007 16:04	6.0	50.1	62.5	18.3	67.7	76.9	-244.2	3.1	-6.3	5.4	20.9	11.4	62.7
4/19/2007 16:14	6.2	49.9	62.4	18.0	67.8	70.6	-244.2	3.1	-6.3	5.3	20.7	11.3	62.8
4/19/2007 16:24	6.3	50.0	62.3	17.9	67.8	69.8	6.1	3.1	-6.3	5.3	20.9	11.4	62.7
4/19/2007 16:34	6.3	49.9	62.4	18.1	67.5	76.5	-244.2	3.1	-6.3	5.3	20.9	11.4	62.7
4/19/2007 16:44	6.1	50.1	61.9	17.5	67.3	69.9	-244.2	3.1	-6.3	5.2	20.7	11.4	62.2
4/19/2007 16:54	5.9	49.9	62.2	17.2	66.8	79.7	-244.2	3.1	-6.3	5.4	20.8	11.7	62.0
4/19/2007 17:04	6.1	49.9	62.4	17.5	67.3	81.8	-244.2	3.1	-6.3	5.3	21.0	11.7	62.3
4/19/2007 17:14	6.2	49.9	62.6	17.6	67.3	81.4	-245.7	3.1	-6.3	5.1	21.0	11.5	62.2
4/19/2007 17:24	6.3	50.0	62.5	17.5	67.3	76.9	-244.2	1.5	-6.3	5.4	20.5	11.4	62.1
4/19/2007 17:34	6.2	50.0	62.4	17.1	67.3	82.3	-244.2	3.1	-6.3	5.2	20.7	11.4	62.0
4/19/2007 17:44	6.0	50.1	61.8	16.6	66.3	76.8	-244.2	3.1	-6.3	5.2	20.4	11.5	61.7
4/19/2007 17:54	6.0	50.0	62.3	17.1	66.7	85.6	-244.2	3.1	-6.3	5.2	20.8	11.5	61.7
4/19/2007 18:04	6.1	49.9	62.4	16.9	66.3	69.7	-244.2	3.1	-6.3	5.3	20.6	11.3	61.7
4/19/2007 18:14	6.3	49.9	62.4	16.7	66.3	69.7	-245.7	3.1	-6.3	5.2	20.8	11.1	61.6
4/19/2007 18:24	6.3	49.9	62.5	16.7	66.3	79.7	-245.7	3.1	-6.3	5.3	20.5	10.9	61.5
4/19/2007 18:34	6.1	50.0	62.4	16.7	66.0	81.8	-244.2	3.1	-6.3	5.4	20.7	11.0	61.1
4/19/2007 18:44	5.9	50.0	62.1	16.2	65.6	76.1	-244.2	3.1	-6.3	5.4	20.6	11.1	60.9
4/19/2007 18:54	6.0	50.1	62.5	16.3	66.2	72.5	-244.2	3.1	-6.3	5.3	20.7	11.0	61.0
4/19/2007 19:04	6.2	50.0	62.7	16.5	65.8	71.4	-244.2	3.1	-6.3	5.2	20.6	10.9	60.9
4/19/2007 19:14	6.3	50.1	62.4	16.1	65.8	70.7	-244.2	3.1	-6.3	5.3	20.6	10.8	60.9
4/19/2007 19:24	6.3	49.9	62.6	16.4	65.7	72.9	-245.7	3.1	-6.3	5.1	20.9	10.5	60.8
4/19/2007 19:34	6.0	49.8	62.1	15.9	65.9	64.6	-244.2	3.1	-6.3	5.1	20.8	10.6	60.7
4/19/2007 19:44	5.9	49.7	62.5	15.6	65.5	67.0	-245.7	3.1	-6.3	5.2	20.7	10.5	60.7
4/19/2007 19:54	6.1	50.1	62.6	15.7	65.4	60.2	-244.2	3.1	-6.3	4.9	20.6	10.5	60.5
4/19/2007 20:04	6.3	49.9	62.8	15.7	65.0	74.8	-245.7	3.1	-6.3	5.3	20.6	10.4	60.3
4/19/2007 20:14	6.4	49.8	62.7	15.4	65.1	69.3	-245.7	3.1	-6.3	5.1	20.5	10.2	60.4
4/19/2007 20:24	6.2	49.9	62.6	15.2	65.0	68.7	-245.7	3.1	-6.3	5.4	20.7	10.1	60.4
4/19/2007 20:34	5.9	49.9	62.5	15.5	65.2	53.2	3.1	3.1	-6.3	5.3	20.7	10.1	60.2
4/19/2007 20:44	6.0	49.9	62.7	15.2	65.0	61.7	-245.7	1.5	-6.3	5.1	20.8	10.1	60.1
4/19/2007 20:54	6.1	50.2	62.8	15.0	64.8	52.9	-245.7	1.5	-6.3	5.1	20.5	10.0	60.0
4/19/2007 21:04	6.1	50.3	62.5	15.1	65.0	69.6	4.6	3.1	-6.3	5.1	20.6	9.8	59.9
4/19/2007 21:14	6.0	50.3	62.7	15.2	64.9	55.5	-245.7	3.1	-6.3	5.1	20.5	9.6	59.8
4/19/2007 21:24	6.3	49.7	62.6	15.0	64.9	46.5	-245.7	1.5	-6.3	5.2	20.6	9.6	60.0
4/19/2007 21:34	6.4	50.1	62.7	15.2	64.6	64.6	-244.2	1.5	-6.3	5.1	20.7	9.5	59.9
4/19/2007 21:44	6.3	49.7	62.6	14.9	65.0	50.3	-245.7	1.5	-6.3	5.3	20.7	9.4	59.8
4/19/2007 21:54	6.0	50.1	62.8	15.0	64.8	48.9	-245.7	1.5	-6.3	5.2	20.7	9.6	59.9
4/19/2007 22:04	6.0	49.8	62.7	14.7	64.5	53.7	-245.7	1.5	-6.3	5.3	20.4	9.6	59.5
4/19/2007 22:14	6.1	50.1	62.7	14.6	64.5	45.0	-245.7	3.1	-6.3	5.1	20.5	9.6	59.7
4/19/2007 22:24	6.3	50.2	62.6	14.5	64.3	47.5	-245.7	3.1	-6.3	5.1	20.6	9.6	59.3
4/19/2007 22:34	6.4	49.7	62.8	14.5	64.4	49.2	-245.7	1.5	-6.3	5.1	20.7	9.5	59.3

DATE/TIME	AT-100V Prod. Water UF Inlet pH	LT-100V UF Feed Tank Level %	PT-100V UF Prefilter Inlet Pres. psig	PT-101V UF Prefilter Outlet Press. psig	PT-102V UF Unit Inlet Press. psig	TT-100V UF Unit Inlet Temp °F	AT-201V UF Unit pH Nano Stor	AT-200V Prod. Water Conductivity micromhos	FT-200V UF Unit Perm. Flow gpm	FT-201V UF Unit Conc. Flow gpm	FT-202V UF Unit Recycle Flow gpm	PT-200V UF Outlet Perm. Pres. psig	PT-201V UF Outlet Conc. Press psig
4/19/2007 22:44	6.2	49.8	62.5	14.6	64.5	47.6	-245.7	1.5	-6.3	5.1	20.3	9.4	59.1
4/19/2007 22:54	5.9	49.9	62.8	14.2	64.4	27.8	-245.7	1.5	-6.3	5.2	20.4	9.6	59.2
4/19/2007 23:04	5.9	50.2	62.8	14.1	64.3	39.6	-245.7	1.5	-6.3	5.1	20.8	9.7	59.2
4/19/2007 23:14	6.2	49.8	62.7	14.0	63.5	41.6	-245.7	1.5	-6.3	5.0	20.7	9.6	59.2
4/19/2007 23:24	6.3	50.2	62.7	14.2	64.2	42.0	-245.7	1.5	-6.3	5.0	20.8	9.5	59.0
4/19/2007 23:34	6.3	49.7	62.7	13.9	63.7	47.9	-245.7	1.5	-6.3	5.1	21.0	9.5	59.0
4/19/2007 23:44	6.1	50.1	62.8	13.9	63.9	48.3	-245.7	1.5	-6.3	5.0	20.7	9.3	58.9
4/19/2007 23:54	5.9	49.8	62.9	14.3	63.9	36.4	-247.2	1.5	-6.3	5.0	21.0	9.5	59.1
4/20/2007 0:04	6.0	50.2	62.9	14.3	64.1	56.3	-245.7	1.5	-6.3	5.0	21.0	9.5	59.1
4/20/2007 0:14	6.2	50.0	62.7	14.2	63.9	43.5	-247.2	3.1	-6.3	5.1	20.5	9.4	59.1
4/20/2007 0:24	6.3	50.2	62.8	13.8	63.9	36.2	-245.7	1.5	-6.3	5.1	20.3	9.3	58.9
4/20/2007 0:34	6.3	50.0	62.8	14.1	64.3	27.9	-245.7	1.5	-6.3	5.2	20.8	9.2	59.1
4/20/2007 0:44	6.1	49.7	62.7	14.0	63.7	43.2	-245.7	1.5	-6.3	5.0	20.4	9.1	59.0
4/20/2007 0:54	5.9	49.9	62.6	14.3	64.6	26.1	-245.7	1.5	-6.3	4.9	20.9	9.2	59.1
4/20/2007 1:04	6.0	49.9	62.8	14.2	64.5	19.2	-245.7	1.5	-6.3	5.0	20.6	9.2	59.2
4/20/2007 1:14	6.2	49.7	62.7	14.3	64.6	41.5	-247.2	1.5	-6.3	5.1	20.6	9.1	59.3
4/20/2007 1:24	6.3	50.2	62.8	14.5	64.2	46.4	-245.7	1.5	-6.3	5.3	20.4	9.0	59.5
4/20/2007 1:34	6.3	50.3	62.7	14.3	64.2	26.4	-247.2	1.5	-6.3	5.2	20.5	8.9	59.4
4/20/2007 1:44	6.0	49.7	62.7	14.7	64.5	40.6	-247.2	1.5	-6.3	5.1	20.8	9.1	59.5
4/20/2007 1:54	5.9	50.1	62.6	14.3	64.5	39.3	-247.2	1.5	-6.3	5.0	20.7	9.1	59.5
4/20/2007 2:04	6.1	50.0	62.7	14.6	64.4	36.6	-247.2	1.5	-6.3	5.1	20.5	9.1	59.3
4/20/2007 2:14	6.3	49.9	62.8	14.4	64.1	41.2	-247.2	1.5	-6.3	5.2	20.2	9.0	59.3
4/20/2007 2:24	6.4	50.2	62.6	14.3	64.1	34.6	-247.2	1.5	-6.3	5.2	20.4	8.8	59.4
4/20/2007 2:34	6.2	49.7	62.8	14.2	63.7	27.8	-245.7	1.5	-6.3	5.0	20.8	8.8	59.2
4/20/2007 2:44	5.9	50.0	62.6	14.3	64.1	36.7	-247.2	1.5	-6.3	5.1	20.8	9.0	59.0
4/20/2007 2:54	5.9	49.9	62.6	14.1	64.0	34.1	-245.7	1.5	-6.3	5.2	20.4	8.9	59.2
4/20/2007 3:04	6.1	49.9	62.8	14.3	64.0	33.0	-247.2	1.5	-6.3	5.3	20.5	9.1	59.2
4/20/2007 3:14	6.3	49.9	62.6	14.2	64.0	38.5	-247.2	1.5	-6.3	5.2	20.2	9.0	59.2
4/20/2007 3:24	6.4	49.8	62.9	14.0	63.8	15.7	-245.7	1.5	-6.3	5.2	20.3	8.9	58.9
4/20/2007 3:34	6.2	50.0	62.9	14.1	63.7	31.0	-247.2	1.5	-6.3	5.0	20.6	8.8	58.8
4/20/2007 3:44	5.9	50.0	62.6	13.9	63.4	18.6	-247.2	1.5	-6.3	5.1	20.3	8.8	58.5
4/20/2007 3:54	5.9	50.1	62.9	13.6	63.3	29.6	-247.2	1.5	-6.3	5.1	20.9	8.9	58.4
4/20/2007 4:04	6.1	50.1	62.8	13.6	63.2	26.1	-245.7	0.0	-6.3	5.1	20.7	9.0	58.4
4/20/2007 4:14	6.3	49.8	62.8	13.7	63.3	20.6	-247.2	1.5	-6.3	5.1	20.4	8.9	58.5
4/20/2007 4:24	6.4	50.2	62.8	13.9	63.7	29.0	-247.2	1.5	-6.3	5.1	20.6	8.8	58.7
4/20/2007 4:34	6.1	50.1	62.9	13.5	63.2	16.4	-247.2	1.5	-6.3	5.0	20.9	8.8	58.6
4/20/2007 4:44	5.8	49.8	62.7	13.3	63.6	30.7	-247.2	1.5	-6.3	5.0	20.6	8.9	58.2
4/20/2007 4:54	6.0	50.2	62.8	13.3	62.8	38.8	-247.2	1.5	-6.3	5.1	20.5	9.0	58.3
4/20/2007 5:04	6.2	49.9	62.9	13.3	63.4	30.8	-247.2	1.5	-6.3	4.9	20.9	9.0	58.2
4/20/2007 5:14	6.3	49.8	62.9	13.2	63.2	24.9	-247.2	1.5	-6.3	5.0	20.7	9.0	58.2
4/20/2007 5:24	6.3	50.2	62.8	13.3	63.1	10.9	-247.2	0.0	-6.3	5.0	20.6	8.9	58.3
4/20/2007 5:34	6.1	49.7	63.0	13.6	63.2	33.8	-247.2	1.5	-6.3	5.0	20.8	8.8	58.3
4/20/2007 5:44	5.8	50.0	62.8	13.2	63.1	26.4	-247.2	1.5	-6.3	5.0	20.7	9.0	58.0
4/20/2007 5:54	6.0	49.9	62.8	13.0	63.3	21.2	-247.2	0.0	-6.3	5.0	20.3	9.0	58.1
4/20/2007 6:04	6.2	50.2	62.7	13.0	62.9	17.9	-247.2	0.0	-6.3	5.1	20.7	9.1	58.0
4/20/2007 6:14	6.4	49.9	62.9	13.0	62.9	12.5	-247.2	0.0	-6.3	5.1	20.7	8.8	58.0
4/20/2007 6:24	6.3	49.9	62.7	12.8	63.1	17.5	-247.2	0.0	-6.3	5.1	20.5	8.8	57.9
4/20/2007 6:34	5.9	49.9	62.2	12.9	63.1	27.1	-247.2	1.5	-6.3	5.1	20.3	8.9	57.7
4/20/2007 6:44	5.8	50.0	62.8	13.0	62.5	22.6	-247.2	0.0	-6.3	4.9	20.3	8.9	57.9
4/20/2007 6:54	6.1	50.0	62.8	12.9	62.8	16.5	-247.2	1.5	-6.3	5.0	20.5	9.1	57.6
4/20/2007 7:04	6.3	50.0	62.8	13.0	62.4	17.5	-247.2	1.5	-6.3	5.1	20.1	9.0	57.5
4/20/2007 7:14	6.4	50.3	62.7	12.7	62.7	14.0	-247.2	0.0	-6.3	5.0	20.6	8.8	57.7
4/20/2007 7:24	6.2	49.8	62.7	12.6	62.8	23.2	-247.2	1.5	-6.3	5.2	20.3	8.9	57.5
4/20/2007 7:34	6.0	50.1	1.6	0.7	0.5	28.3	-247.2	0.0	-6.3	0.0	0.0	0.3	0.4
4/20/2007 7:44	6.1	50.1	1.5	0.7	0.5	25.0	-247.2	1.5	-6.3	0.0	0.0	0.3	0.4
4/20/2007 7:54	6.0	50.1	1.5	0.7	0.5	38.0	-247.2	1.5	-6.3	0.0	0.0	0.3	0.4

DATE/TIME	AT-100V Prod. Water UF Inlet pH	LT-100V UF Feed Tank Level %	PT-100V UF Prefilter Inlet Pres. psig	PT-101V UF Prefilter Outlet Press. psig	PT-102V UF Unit Inlet Press. psig	TT-100V UF Unit Inlet Temp °F	AT-201V UF Unit pH Nano Stor	AT-200V Prod. Water Conductivity micromhos	FT-200V UF Unit Perm. Flow gpm	FT-201V UF Unit Conc. Flow gpm	FT-202V UF Unit Recycle Flow gpm	PT-200V UF Outlet Perm. Pres. psig	PT-201V UF Outlet Conc. Press psig
4/20/2007 8:04	6.0	50.1	1.4	0.6	0.5	46.0	-245.7	1.5	-6.3	0.0	0.0	0.2	0.3
4/20/2007 8:14	6.0	50.1	1.4	0.6	0.4	54.2	-247.2	0.0	-6.3	0.0	0.0	0.1	0.3
4/20/2007 8:24	6.0	50.1	1.4	0.6	0.4	50.8	-247.2	1.5	-6.3	0.0	0.0	0.1	0.2
4/20/2007 8:34	6.0	50.1	1.3	0.5	0.4	60.0	-247.2	1.5	-6.3	0.0	0.0	0.1	0.2
4/20/2007 8:44	6.0	50.1	1.3	0.5	0.3	45.4	-247.2	1.5	-6.3	0.0	0.0	0.0	0.2
4/20/2007 8:54	6.0	50.1	1.2	0.5	0.3	52.0	-245.7	1.5	-6.3	0.0	0.0	0.0	0.1
4/20/2007 9:04	6.0	50.1	1.2	0.4	0.2	53.7	-247.2	1.5	-6.3	0.0	0.0	-0.1	0.1
4/20/2007 9:14	6.0	50.1	1.2	0.4	0.2	61.7	-247.2	0.0	-6.3	0.0	0.0	-0.1	0.0
4/20/2007 9:24	6.0	50.1	1.1	0.4	0.2	69.2	-245.7	1.5	-6.3	0.0	0.0	-0.1	0.0
4/20/2007 9:34	6.0	50.1	1.1	0.3	0.1	65.7	-247.2	1.5	-6.3	0.0	0.0	-0.2	0.0
4/20/2007 9:44	6.0	50.1	1.1	0.3	0.1	52.2	-245.7	1.5	-6.3	0.0	0.0	-0.2	0.0
4/20/2007 9:54	6.0	50.0	1.0	0.2	0.0	57.1	-245.7	1.5	-6.3	0.0	0.0	-0.3	-0.2
4/20/2007 10:04	6.0	50.1	0.9	0.1	-0.2	64.7	-245.7	1.5	-6.3	0.0	0.0	-0.5	-0.3
4/20/2007 10:14	6.0	50.1	0.8	0.0	-0.2	53.0	-245.7	1.5	-6.3	0.0	0.0	-0.5	-0.3
4/20/2007 10:24	6.0	50.1	0.8	0.0	-0.2	73.2	-247.2	1.5	-6.3	0.0	0.0	-0.5	-0.3
4/20/2007 10:34	6.0	50.0	0.8	0.0	-0.2	72.5	-245.7	1.5	-6.3	0.0	0.0	-0.5	-0.3
4/20/2007 10:44	5.9	50.1	0.8	0.0	-0.2	75.3	-245.7	1.5	-6.3	0.0	0.0	-0.4	-0.3
4/20/2007 10:54	5.9	50.0	0.8	0.0	-0.2	79.5	-247.2	1.5	-6.3	0.0	0.0	-0.5	-0.3
4/20/2007 11:04	5.9	50.0	0.8	0.0	-0.2	66.8	-247.2	1.5	-6.3	0.0	0.0	-0.5	-0.3
4/20/2007 11:14	5.9	50.1	0.8	0.0	-0.2	80.7	-245.7	1.5	-6.3	0.0	0.0	-0.5	-0.3
4/20/2007 11:24	5.9	50.0	0.9	0.0	-0.2	70.4	-245.7	3.1	-6.3	0.0	0.0	-0.5	-0.3
4/20/2007 11:34	5.9	50.0	0.9	0.0	-0.2	80.5	-245.7	1.5	-6.3	0.0	0.0	-0.5	-0.3
4/20/2007 11:44	5.9	50.1	0.9	0.0	-0.2	81.1	-245.7	1.5	-6.3	0.0	0.0	-0.5	-0.2
4/20/2007 11:54	5.9	50.1	0.9	0.1	-0.2	86.1	-245.7	1.5	-6.3	0.0	0.0	-0.5	-0.3
4/20/2007 12:04	5.9	50.1	0.9	0.1	-0.2	76.4	-245.7	1.5	-6.3	0.0	0.0	-0.5	-0.3
4/20/2007 12:14	5.8	50.1	0.9	0.1	-0.2	87.7	-245.7	1.5	-6.3	0.0	0.0	-0.5	-0.2
4/20/2007 12:24	5.8	50.0	0.9	0.1	-0.2	93.6	-244.2	1.5	-6.3	0.0	0.0	-0.5	-0.2
4/20/2007 12:34	5.8	50.0	0.9	0.1	-0.2	83.2	-245.7	1.5	-6.3	0.0	0.0	-0.5	-0.2
4/20/2007 12:44	5.7	50.0	0.9	0.1	-0.2	89.7	-244.2	1.5	-6.3	0.0	0.0	-0.5	-0.2
4/20/2007 12:54	5.7	50.1	0.9	0.1	-0.2	86.1	-245.7	3.1	-6.3	0.0	0.0	-0.5	-0.2
4/20/2007 13:04	5.7	50.0	0.9	0.1	-0.2	76.3	-245.7	1.5	-6.3	0.0	0.0	-0.5	-0.2
4/20/2007 13:14	5.7	50.0	0.9	0.1	-0.2	82.9	-245.7	1.5	-6.3	0.0	0.0	-0.5	-0.2
4/20/2007 13:24	5.1	50.0	0.9	0.1	-0.2	78.3	-245.7	3.1	-6.3	0.0	0.0	-0.5	-0.2
4/20/2007 13:34	5.3	50.0	0.9	0.1	-0.2	77.7	-245.7	3.1	-6.3	0.0	0.0	-0.5	-0.2
4/20/2007 13:44	5.4	50.1	0.9	0.1	-0.2	82.9	-244.2	3.1	-6.3	0.0	0.0	-0.5	-0.2
4/20/2007 13:54	5.5	50.1	0.9	0.1	-0.2	77.4	-244.2	3.1	-6.3	0.0	0.0	-0.5	-0.2
4/20/2007 14:04	5.5	50.1	0.9	0.1	-0.2	88.6	6.1	3.1	-6.3	0.0	0.0	-0.5	-0.2
4/20/2007 14:14	5.6	50.1	0.9	0.1	-0.2	86.0	-245.7	3.1	-6.3	0.0	0.0	-0.5	-0.2
4/20/2007 14:24	5.7	50.1	0.9	0.1	-0.2	82.9	-244.2	3.1	-6.3	0.0	0.0	-0.5	-0.2
4/20/2007 14:34	5.6	50.1	0.9	0.1	-0.2	91.5	-244.2	3.1	-6.3	0.0	0.0	-0.5	-0.2
4/20/2007 14:44	5.6	50.1	0.9	0.1	-0.2	86.3	-245.7	3.1	-6.3	0.0	0.0	-0.5	-0.2
4/20/2007 14:54	5.7	50.1	0.9	0.1	-0.2	89.8	-244.2	3.1	-6.3	0.0	0.0	-0.5	-0.2
4/20/2007 15:04	5.7	50.2	0.9	0.1	-0.2	86.7	-244.2	1.5	-6.3	0.0	0.0	-0.5	-0.2
4/20/2007 15:14	5.8	50.1	0.9	0.1	-0.2	85.0	-244.2	3.1	-6.3	0.0	0.0	-0.5	-0.2
4/20/2007 15:24	5.8	50.1	0.9	0.1	-0.2	78.8	-245.7	3.1	-6.3	0.0	0.0	-0.5	-0.2
4/20/2007 15:34	5.8	50.1	0.9	0.1	-0.2	83.4	-244.2	3.1	-6.3	0.0	0.0	-0.5	-0.2
4/20/2007 15:44	5.8	50.1	0.9	0.1	-0.2	84.3	-244.2	3.1	-6.3	0.0	0.0	-0.5	-0.2
4/20/2007 15:54	5.8	50.1	0.9	0.1	-0.2	88.9	-244.2	3.1	-6.3	0.0	0.0	-0.5	-0.2
4/20/2007 16:04	5.8	50.1	0.9	0.1	-0.2	94.8	6.1	3.1	-6.3	0.0	0.0	-0.5	-0.2
4/20/2007 16:14	5.8	50.1	0.9	0.1	-0.1	94.4	6.1	3.1	-6.3	0.0	0.0	-0.5	-0.2
4/20/2007 16:24	5.8	50.2	0.9	0.1	-0.2	83.2	-244.2	4.6	-6.3	0.0	0.0	-0.5	-0.2
4/20/2007 16:34	5.8	50.1	0.9	0.1	-0.2	97.3	-244.2	1.5	-6.3	0.0	0.0	-0.5	-0.2
4/20/2007 16:44	5.8	50.1	0.9	0.1	-0.2	83.7	-244.2	3.1	-6.3	0.0	0.0	-0.5	-0.2
4/20/2007 16:54	5.8	50.2	0.9	0.1	-0.2	86.9	-244.2	3.1	-6.3	0.0	0.0	-0.5	-0.2
4/20/2007 17:04	5.8	50.1	0.9	0.1	-0.2	82.9	-244.2	3.1	-6.3	0.0	0.0	-0.5	-0.2
4/20/2007 17:14	5.8	50.1	0.9	0.1	-0.1	85.0	-244.2	3.1	-6.3	0.0	0.0	-0.5	-0.2

DATE/TIME	AT-100V Prod. Water UF Inlet pH	LT-100V UF Feed Tank Level %	PT-100V UF Prefilter Inlet Pres. psig	PT-101V UF Prefilter Outlet Press. psig	PT-102V UF Unit Inlet Press. psig	TT-100V UF Unit Inlet Temp °F	AT-201V UF Unit pH Nano Stor	AT-200V Prod. Water Conductivity micromhos	FT-200V UF Unit Perm. Flow gpm	FT-201V UF Unit Conc. Flow gpm	FT-202V UF Unit Recycle Flow gpm	PT-200V UF Outlet Perm. Pres. psig	PT-201V UF Outlet Conc. Press psig
4/20/2007 17:24	5.8	50.2	0.9	0.1	-0.2	75.3	-244.2	3.1	-6.3	0.0	0.0	-0.5	-0.2
4/20/2007 17:34	5.9	50.1	1.0	0.1	-0.2	89.7	-244.2	1.5	-6.3	0.0	0.0	-0.5	-0.2
4/20/2007 17:44	5.9	50.1	1.0	0.1	-0.2	90.0	-244.2	3.1	-6.3	0.0	0.0	-0.5	-0.2
4/20/2007 17:54	5.9	50.2	0.9	0.1	-0.2	79.7	-245.7	3.1	-6.3	0.0	0.0	-0.5	-0.2
4/20/2007 18:04	5.9	50.2	0.9	0.1	-0.2	81.0	-244.2	3.1	-6.3	0.0	0.0	-0.5	-0.2
4/20/2007 18:14	5.9	50.2	1.0	0.1	-0.2	76.0	-244.2	3.1	-6.3	0.0	0.0	-0.5	-0.2
4/20/2007 18:24	5.9	50.1	1.0	0.1	-0.2	85.6	-244.2	3.1	-6.3	0.0	0.0	-0.5	-0.2
4/20/2007 18:34	5.9	50.2	0.9	0.1	-0.2	80.5	-244.2	3.1	-6.3	0.0	0.0	-0.5	-0.2
4/20/2007 18:44	5.9	50.2	0.9	0.1	-0.2	86.2	-244.2	4.6	-6.3	0.0	0.0	-0.5	-0.2
4/20/2007 18:54	5.9	50.2	0.9	0.1	-0.2	83.9	-245.7	3.1	-6.3	0.0	0.0	-0.5	-0.2
4/20/2007 19:04	5.9	50.2	0.9	0.1	-0.2	81.1	-244.2	3.1	-6.3	0.0	0.0	-0.5	-0.2
4/20/2007 19:14	5.9	50.2	0.9	0.1	-0.2	68.3	-244.2	3.1	-6.3	0.0	0.0	-0.5	-0.2
4/20/2007 19:24	6.0	50.2	0.9	0.1	-0.2	75.7	-245.7	3.1	-6.3	0.0	0.0	-0.5	-0.2
4/20/2007 19:34	6.0	50.2	0.9	0.1	-0.2	82.9	-245.7	3.1	-6.3	0.0	0.0	-0.5	-0.2
4/20/2007 19:44	6.0	50.2	0.9	0.1	-0.2	74.8	-244.2	3.1	-6.3	0.0	0.0	-0.5	-0.2
4/20/2007 19:54	6.0	50.2	0.9	0.1	-0.2	74.0	-245.7	3.1	-6.3	0.0	0.0	-0.5	-0.2
4/20/2007 20:04	6.0	50.2	0.9	0.1	-0.2	75.4	-244.2	3.1	-6.3	0.0	0.0	-0.4	-0.2
4/20/2007 20:14	5.8	50.2	0.9	0.1	-0.1	75.6	-245.7	3.1	-6.3	0.0	0.0	-0.4	-0.2
4/20/2007 20:24	5.6	50.2	0.9	0.1	-0.2	69.5	-245.7	3.1	-6.3	0.0	0.0	-0.5	-0.2
4/20/2007 20:34	5.1	50.2	0.9	0.1	-0.2	73.8	-244.2	3.1	-6.3	0.0	0.0	-0.5	-0.2
4/20/2007 20:44	5.2	50.2	0.9	0.1	-0.2	76.0	-245.7	1.5	-6.3	0.0	0.0	-0.5	-0.2
4/20/2007 20:54	5.2	50.2	0.9	0.1	-0.2	80.4	-245.7	3.1	-6.3	0.0	0.0	-0.5	-0.2
4/20/2007 21:04	5.8	50.2	0.9	0.0	-0.2	73.8	-245.7	3.1	-6.3	0.0	0.0	-0.4	-0.2
4/20/2007 21:14	5.9	50.2	0.9	0.1	-0.2	66.0	-245.7	1.5	-6.3	0.0	0.0	-0.5	-0.3
4/20/2007 21:24	5.9	50.2	0.9	0.1	-0.2	77.9	-245.7	1.5	-6.3	0.0	0.0	-0.5	-0.2
4/20/2007 21:34	5.9	50.2	0.9	0.1	-0.2	81.6	-244.2	3.1	-6.3	0.0	0.0	-0.5	-0.2
4/20/2007 21:44	5.9	50.2	0.9	0.1	-0.2	84.1	-245.7	3.1	-6.3	0.0	0.0	-0.5	-0.2
4/20/2007 21:54	5.9	50.2	0.9	0.0	-0.2	81.7	-244.2	3.1	-6.3	0.0	0.0	-0.5	-0.3
4/20/2007 22:04	5.9	50.3	0.9	0.1	-0.2	69.1	-245.7	3.1	-6.3	0.0	0.0	-0.5	-0.3
4/20/2007 22:14	5.9	50.2	0.9	0.1	-0.2	84.5	-245.7	1.5	-6.3	0.0	0.0	-0.5	-0.2
4/20/2007 22:24	5.9	50.3	0.9	0.1	-0.2	69.0	-245.7	3.1	-6.3	0.0	0.0	-0.5	-0.3
4/20/2007 22:34	5.9	50.2	0.9	0.0	-0.2	81.5	-245.7	3.1	-6.3	0.0	0.0	-0.5	-0.3
4/20/2007 22:44	5.9	50.2	0.9	0.0	-0.2	81.0	-244.2	3.1	-6.3	0.0	0.0	-0.5	-0.3
4/20/2007 22:54	5.9	50.2	0.9	0.0	-0.2	71.9	-245.7	3.1	-6.3	0.0	0.0	-0.4	-0.3
4/20/2007 23:04	5.9	50.2	0.9	0.0	-0.2	77.4	-245.7	3.1	-6.3	0.0	0.0	-0.4	-0.3
4/20/2007 23:14	5.9	50.2	0.9	0.0	-0.2	69.3	-245.7	3.1	-6.3	0.0	0.0	-0.4	-0.2
4/20/2007 23:24	5.9	50.2	0.9	0.0	-0.2	68.7	-245.7	3.1	-6.3	0.0	0.0	-0.4	-0.3
4/20/2007 23:34	5.9	50.2	0.8	0.0	-0.2	74.3	-245.7	3.1	-6.3	0.0	0.0	-0.5	-0.3
4/20/2007 23:44	5.9	50.2	0.9	0.0	-0.2	76.9	-245.7	3.1	-6.3	0.0	0.0	-0.5	-0.3
4/20/2007 23:54	5.9	50.2	0.9	0.0	-0.2	67.3	-245.7	1.5	-6.3	0.0	0.0	-0.5	-0.3
4/21/2007 0:04	5.9	50.2	0.9	0.0	-0.2	67.9	-245.7	3.1	-6.3	0.0	0.0	-0.5	-0.3
4/21/2007 0:14	5.9	50.2	0.8	0.0	-0.2	71.9	-245.7	1.5	-6.3	0.0	0.0	-0.5	-0.3
4/21/2007 0:24	5.9	50.2	0.9	0.0	-0.2	66.5	-245.7	3.1	-6.3	0.0	0.0	-0.5	-0.3
4/21/2007 0:34	5.9	50.2	0.8	0.0	-0.2	72.6	-247.2	1.5	-6.3	0.0	0.0	-0.5	-0.3
4/21/2007 0:44	5.9	50.2	0.8	0.0	-0.2	67.5	-245.7	3.1	-6.3	0.0	0.0	-0.5	-0.3
4/21/2007 0:54	5.9	50.2	0.8	0.0	-0.2	72.6	-245.7	3.1	-6.3	0.0	0.0	-0.5	-0.3
4/21/2007 1:04	5.9	50.2	0.8	0.0	-0.2	70.0	-245.7	3.1	-6.3	0.0	0.0	-0.5	-0.3
4/21/2007 1:14	5.9	50.3	0.8	0.0	-0.2	59.7	4.6	1.5	-6.3	0.0	0.0	-0.5	-0.3
4/21/2007 1:24	5.9	50.2	0.8	0.0	-0.2	67.8	-245.7	1.5	-6.3	0.0	0.0	-0.5	-0.3
4/21/2007 1:34	5.9	50.2	0.8	0.0	-0.2	75.1	-245.7	1.5	-6.3	0.0	0.0	-0.5	-0.3
4/21/2007 1:44	5.9	50.2	0.8	0.0	-0.2	68.2	-247.2	1.5	-6.3	0.0	0.0	-0.5	-0.3
4/21/2007 1:54	5.9	50.2	0.8	0.0	-0.2	66.2	-245.7	1.5	-6.3	0.0	0.0	-0.5	-0.4
4/21/2007 2:04	5.9	50.2	0.8	0.0	-0.2	67.9	-245.7	0.0	-6.3	0.0	0.0	-0.4	-0.3
4/21/2007 2:14	6.0	50.2	0.8	0.0	-0.2	61.9	-245.7	3.1	-6.3	0.0	0.0	-0.4	-0.3
4/21/2007 2:24	6.0	50.2	0.8	0.0	-0.2	70.6	-245.7	1.5	-6.3	0.0	0.0	-0.4	-0.3
4/21/2007 2:34	6.0	50.2	0.8	0.0	-0.2	66.4	-245.7	1.5	-6.3	0.0	0.0	-0.4	-0.3

DATE/TIME	AT-100V Prod. Water UF Inlet pH	LT-100V UF Feed Tank Level %	PT-100V UF Prefilter Inlet Pres. psig	PT-101V UF Prefilter Outlet Press. psig	PT-102V UF Unit Inlet Press. psig	TT-100V UF Unit Inlet Temp °F	AT-201V UF Unit pH Nano Stor	AT-200V Prod. Water Conductivity micromhos	FT-200V UF Unit Perm. Flow gpm	FT-201V UF Unit Conc. Flow gpm	FT-202V UF Unit Recycle Flow gpm	PT-200V UF Outlet Perm. Pres. psig	PT-201V UF Outlet Conc. Press psig
4/21/2007 2:44	6.0	50.2	0.8	0.0	-0.2	70.2	-245.7	1.5	-6.3	0.0	0.0	-0.5	-0.3
4/21/2007 2:54	6.0	50.1	0.8	0.0	-0.2	67.3	-245.7	1.5	-6.3	0.0	0.0	-0.5	-0.4
4/21/2007 3:04	6.0	50.1	0.8	0.0	-0.2	64.0	-245.7	3.1	-6.3	0.0	0.0	-0.5	-0.3
4/21/2007 3:14	6.0	50.2	0.8	0.0	-0.2	57.1	-245.7	1.5	-6.3	0.0	0.0	-0.4	-0.4
4/21/2007 3:24	6.0	50.2	0.8	0.0	-0.2	59.3	-245.7	3.1	-6.3	0.0	0.0	-0.4	-0.3
4/21/2007 3:34	6.0	50.1	0.8	0.0	-0.2	56.3	-245.7	1.5	-6.3	0.0	0.0	-0.4	-0.4
4/21/2007 3:44	6.0	50.1	0.8	0.0	-0.2	59.4	-245.7	1.5	-6.3	0.0	0.0	-0.5	-0.4
4/21/2007 3:54	6.0	50.1	0.8	0.0	-0.2	64.6	-247.2	1.5	-6.3	0.0	0.0	-0.5	-0.4
4/21/2007 4:04	6.0	50.1	0.8	0.0	-0.2	56.3	-245.7	1.5	-6.3	0.0	0.0	-0.5	-0.4
4/21/2007 4:14	6.0	50.1	0.8	0.0	-0.2	62.2	-245.7	1.5	-6.3	0.0	0.0	-0.5	-0.4
4/21/2007 4:24	6.0	50.1	0.7	0.0	-0.2	52.6	-245.7	1.5	-6.3	0.0	0.0	-0.5	-0.4
4/21/2007 4:34	6.0	50.2	0.7	0.0	-0.2	56.5	-245.7	1.5	-6.3	0.0	0.0	-0.5	-0.4
4/21/2007 4:44	6.0	50.1	0.7	0.0	-0.2	59.0	-247.2	1.5	-6.3	0.0	0.0	-0.5	-0.4
4/21/2007 4:54	6.1	50.1	0.7	0.0	-0.2	48.6	-245.7	1.5	-6.3	0.0	0.0	-0.5	-0.4
4/21/2007 5:04	6.1	50.1	0.7	0.0	-0.2	52.3	-245.7	1.5	-6.3	0.0	0.0	-0.5	-0.4
4/21/2007 5:14	6.1	50.1	0.7	0.0	-0.2	56.5	-247.2	0.0	-6.3	0.0	0.0	-0.4	-0.4
4/21/2007 5:24	6.1	50.1	0.7	0.0	-0.2	48.6	-247.2	1.5	-6.3	0.0	0.0	-0.4	-0.5
4/21/2007 5:34	6.1	50.1	0.7	0.0	-0.2	46.0	-247.2	1.5	-6.3	0.0	0.0	-0.4	-0.4
4/21/2007 5:44	6.1	50.1	0.7	0.0	-0.2	49.8	-247.2	1.5	-6.3	0.0	0.0	-0.5	-0.4
4/21/2007 5:54	6.1	50.1	0.7	0.0	-0.2	46.7	-247.2	1.5	-6.3	0.0	0.0	-0.5	-0.4
4/21/2007 6:04	6.1	50.1	0.7	0.0	-0.2	59.5	-247.2	0.0	-6.3	0.0	0.0	-0.5	-0.4
4/21/2007 6:14	6.1	50.1	0.7	0.0	-0.2	48.0	-247.2	0.0	-6.3	0.0	0.0	-0.5	-0.5
4/21/2007 6:24	6.1	50.0	0.7	0.0	-0.2	45.8	-247.2	1.5	-6.3	0.0	0.0	-0.4	-0.5
4/21/2007 6:34	6.1	50.0	0.7	-0.1	-0.2	47.0	-247.2	1.5	-6.3	0.0	0.0	-0.4	-0.5
4/21/2007 6:44	6.1	50.1	0.7	-0.1	-0.2	54.2	-247.2	0.0	-6.3	0.0	0.0	-0.4	-0.5
4/21/2007 6:54	6.1	50.0	0.7	0.0	-0.3	46.4	-247.2	1.5	-6.3	0.0	0.0	-0.5	-0.5
4/21/2007 7:04	6.1	50.1	0.7	0.0	-0.2	44.7	-247.2	1.5	-6.3	0.0	0.0	-0.5	-0.5
4/21/2007 7:14	6.1	50.0	0.7	0.0	-0.2	44.7	-247.2	0.0	-6.3	0.0	0.0	-0.5	-0.5
4/21/2007 7:24	6.1	50.0	0.7	0.0	-0.2	50.3	-247.2	1.5	-6.3	0.0	0.0	-0.5	-0.4
4/21/2007 7:34	6.1	50.0	0.7	0.0	-0.2	65.5	-247.2	0.0	-6.3	0.0	0.0	-0.5	-0.4
4/21/2007 7:44	6.1	50.0	0.7	0.0	-0.2	64.0	-247.2	1.5	-6.3	0.0	0.0	-0.5	-0.4
4/21/2007 7:54	6.1	50.0	0.8	0.0	-0.2	68.2	-245.7	0.0	-6.3	0.0	0.0	-0.5	-0.4
4/21/2007 8:04	6.1	50.0	0.7	0.0	-0.2	62.4	-247.2	1.5	-6.3	0.0	0.0	-0.5	-0.4
4/21/2007 8:14	6.1	50.0	0.8	0.0	-0.2	68.4	-247.2	0.0	-6.3	0.0	0.0	-0.5	-0.4
4/21/2007 8:24	6.0	50.0	0.8	0.0	-0.2	59.1	-247.2	1.5	-6.3	0.0	0.0	-0.4	-0.4
4/21/2007 8:34	6.0	50.0	0.8	0.0	-0.2	58.0	-247.2	1.5	-6.3	0.0	0.0	-0.4	-0.4
4/21/2007 8:44	6.0	50.0	0.8	0.0	-0.2	67.2	-247.2	1.5	-6.3	0.0	0.0	-0.4	-0.4
4/21/2007 8:54	5.9	50.0	0.8	0.0	-0.2	64.2	-245.7	1.5	-6.3	0.0	0.0	-0.5	-0.4
4/21/2007 9:04	6.0	50.0	0.8	0.0	-0.2	67.6	-245.7	0.0	-6.3	0.0	0.0	-0.5	-0.4
4/21/2007 9:14	5.9	50.0	0.8	0.0	-0.2	58.0	-245.7	0.0	-6.3	0.0	0.0	-0.5	-0.4
4/21/2007 9:24	5.9	50.0	0.8	0.0	-0.2	70.7	-247.2	1.5	-6.3	0.0	0.0	-0.5	-0.4
4/21/2007 9:34	5.9	50.0	0.8	0.0	-0.2	69.7	-245.7	1.5	-6.3	0.0	0.0	-0.5	-0.4
4/21/2007 9:44	5.9	50.1	0.8	0.0	-0.2	67.9	-245.7	1.5	-6.3	0.0	0.0	-0.5	-0.3
4/21/2007 9:54	5.9	50.0	0.8	0.0	-0.2	72.7	-247.2	1.5	-6.3	0.0	0.0	-0.5	-0.3
4/21/2007 10:04	5.9	50.0	0.8	0.0	-0.2	78.8	0.0	1.5	-6.3	0.0	0.0	-0.5	-0.3
4/21/2007 10:14	5.9	50.0	0.9	0.0	-0.2	73.9	-245.7	1.5	-6.3	0.0	0.0	-0.5	-0.3
4/21/2007 10:24	5.9	50.0	0.8	0.0	-0.2	71.6	-245.7	1.5	-6.3	0.0	0.0	-0.5	-0.3
4/21/2007 10:34	5.9	50.0	0.9	0.0	-0.2	74.8	-245.7	1.5	-6.3	0.0	0.0	-0.5	-0.3
4/21/2007 10:44	5.9	49.9	0.9	0.0	-0.2	78.7	-245.7	1.5	-6.3	0.0	0.0	-0.4	-0.3
4/21/2007 10:54	5.8	49.9	0.9	0.0	-0.2	72.1	-245.7	1.5	-6.3	0.0	0.0	-0.4	-0.3
4/21/2007 11:04	5.9	50.0	0.9	0.0	-0.2	75.2	-245.7	1.5	-6.3	0.0	0.0	-0.4	-0.3
4/21/2007 11:14	5.8	49.9	0.9	0.0	-0.2	79.7	-245.7	1.5	-6.3	0.0	0.0	-0.4	-0.3
4/21/2007 11:24	5.8	49.9	0.9	0.1	-0.2	73.1	-245.7	3.1	-6.3	0.0	0.0	-0.4	-0.3
4/21/2007 11:34	5.8	49.9	0.9	0.1	-0.2	80.8	4.6	3.1	-6.3	0.0	0.0	-0.3	-0.2
4/21/2007 11:44	5.9	50.1	0.9	0.1	-0.2	78.0	-244.2	3.1	-6.3	0.0	0.0	-0.3	-0.2
4/21/2007 11:54	5.9	50.0	0.9	0.1	-0.2	82.5	-245.7	1.5	-6.3	0.0	0.0	-0.3	-0.2

DATE/TIME	AT-100V Prod. Water UF Inlet pH	LT-100V UF Feed Tank Level %	PT-100V UF Prefilter Inlet Pres. psig	PT-101V UF Prefilter Outlet Press. psig	PT-102V UF Unit Inlet Press. psig	TT-100V UF Unit Inlet Temp °F	AT-201V UF Unit pH Nano Stor	AT-200V Prod. Water Conductivity micromhos	FT-200V UF Unit Perm. Flow gpm	FT-201V UF Unit Conc. Flow gpm	FT-202V UF Unit Recycle Flow gpm	PT-200V UF Outlet Perm. Pres. psig	PT-201V UF Outlet Conc. Press psig
4/21/2007 12:04	5.9	50.0	0.9	0.1	-0.2	80.1	-245.7	3.1	-6.3	0.0	0.0	-0.4	-0.2
4/21/2007 12:14	5.8	50.0	0.9	0.1	-0.2	83.2	-244.2	1.5	-6.3	0.0	0.0	-0.4	-0.2
4/21/2007 12:24	5.8	50.0	0.9	0.1	-0.2	84.7	-244.2	1.5	-6.3	0.0	0.0	-0.4	-0.2
4/21/2007 12:34	5.9	50.0	0.9	0.1	-0.2	80.3	-245.7	3.1	-6.3	0.0	0.0	-0.4	-0.2
4/21/2007 12:44	5.8	49.9	0.9	0.1	-0.2	86.4	-244.2	3.1	-6.3	0.0	0.0	-0.4	-0.2
4/21/2007 12:54	5.7	50.1	0.9	0.1	-0.2	87.6	4.6	3.1	-6.3	0.0	0.0	-0.4	-0.2
4/21/2007 13:04	5.7	50.0	0.9	0.1	-0.2	78.4	-245.7	1.5	-6.3	0.0	0.0	-0.4	-0.2
4/21/2007 13:14	5.8	49.7	0.9	0.1	-0.2	84.7	-245.7	1.5	-6.3	0.0	0.0	-0.4	-0.2
4/21/2007 13:24	5.8	50.0	0.9	0.1	-0.2	86.6	-244.2	3.1	-6.3	0.0	0.0	-0.4	-0.2
4/21/2007 13:34	5.8	50.0	0.9	0.1	-0.2	83.0	-245.7	3.1	-6.3	0.0	0.0	-0.4	-0.2
4/21/2007 13:44	5.8	50.0	0.9	0.1	-0.2	82.9	-244.2	3.1	-6.3	0.0	0.0	-0.4	-0.2
4/21/2007 13:54	5.9	49.9	0.9	0.1	-0.2	81.3	-244.2	3.1	-6.3	0.0	0.0	-0.4	-0.2
4/21/2007 14:04	5.9	49.9	0.9	0.1	-0.2	89.4	-244.2	3.1	-6.3	0.0	0.0	-0.4	-0.2
4/21/2007 14:14	5.8	49.8	0.9	0.1	-0.1	88.9	-244.2	3.1	-6.3	0.0	0.0	-0.4	-0.2
4/21/2007 14:24	5.8	49.9	0.9	0.1	-0.2	89.3	-244.2	1.5	-6.3	0.0	0.0	-0.4	-0.2
4/21/2007 14:34	5.8	49.9	0.9	0.1	-0.2	79.4	-244.2	3.1	-6.3	0.0	0.0	-0.4	-0.2
4/21/2007 14:44	5.8	50.0	0.9	0.1	-0.2	78.8	-244.2	3.1	-6.3	0.0	0.0	-0.3	-0.2
4/21/2007 14:54	5.9	50.0	0.9	0.1	-0.2	75.2	-244.2	3.1	-6.3	0.0	0.0	-0.3	-0.2
4/21/2007 15:04	5.8	50.0	0.9	0.1	-0.2	87.8	-244.2	3.1	-6.3	0.0	0.0	-0.3	-0.2
4/21/2007 15:14	5.9	50.0	0.9	0.1	-0.1	87.6	-244.2	3.1	-6.3	0.0	0.0	-0.4	-0.2
4/21/2007 15:24	5.9	50.1	0.9	0.1	-0.2	84.2	-244.2	3.1	-6.3	0.0	0.0	-0.4	-0.2
4/21/2007 15:34	5.8	50.1	0.9	0.1	-0.2	82.5	-245.7	3.1	-6.3	0.0	0.0	-0.4	-0.2
4/21/2007 15:44	5.9	49.9	0.9	0.1	-0.2	82.1	-245.7	3.1	-6.3	0.0	0.0	-0.4	-0.2
4/21/2007 15:54	5.9	50.0	0.9	0.1	-0.1	77.1	-245.7	3.1	-6.3	0.0	0.0	-0.4	-0.2
4/21/2007 16:04	5.9	49.9	0.9	0.1	-0.1	87.6	-245.7	3.1	-6.3	0.0	0.0	-0.4	-0.2
4/21/2007 16:14	5.9	49.8	0.9	0.1	-0.2	91.2	-244.2	3.1	-6.3	0.0	0.0	-0.4	-0.2
4/21/2007 16:24	5.9	49.8	0.9	0.1	-0.2	81.8	-244.2	3.1	-6.3	0.0	0.0	-0.4	-0.2
4/21/2007 16:34	5.9	50.1	0.9	0.1	-0.2	74.9	-244.2	3.1	-6.3	0.0	0.0	-0.4	-0.2
4/21/2007 16:44	5.9	49.6	0.9	0.1	-0.2	79.8	-245.7	3.1	-6.3	0.0	0.0	-0.4	-0.2
4/21/2007 16:54	5.9	49.9	0.9	0.1	-0.2	91.0	-244.2	3.1	-6.3	0.0	0.0	-0.4	-0.2
4/21/2007 17:04	6.0	50.0	0.9	0.1	-0.2	74.7	-244.2	3.1	-6.3	0.0	0.0	-0.4	-0.2
4/21/2007 17:14	6.0	49.9	0.9	0.1	-0.2	81.3	-244.2	3.1	-6.3	0.0	0.0	-0.4	-0.2
4/21/2007 17:24	6.0	50.0	0.9	0.1	-0.2	83.8	-245.7	3.1	-6.3	0.0	0.0	-0.4	-0.2
4/21/2007 17:34	6.0	50.1	0.9	0.1	-0.2	71.4	-244.2	3.1	-6.3	0.0	0.0	-0.4	-0.2
4/21/2007 17:44	6.0	50.0	0.9	0.1	-0.2	74.0	-244.2	3.1	-6.3	0.0	0.0	-0.3	-0.2
4/21/2007 17:54	6.0	50.1	0.9	0.1	-0.2	72.1	-244.2	3.1	-6.3	0.0	0.0	-0.3	-0.2
4/21/2007 18:04	6.0	50.1	0.9	0.1	-0.2	81.2	-244.2	3.1	-6.3	0.0	0.0	-0.3	-0.2
4/21/2007 18:14	6.0	50.1	0.9	0.1	-0.2	87.5	-244.2	3.1	-6.3	0.0	0.0	-0.4	-0.2
4/21/2007 18:24	6.0	50.0	0.9	0.1	-0.2	67.4	-245.7	1.5	-6.3	0.0	0.0	-0.4	-0.3
4/21/2007 18:34	6.0	50.1	0.9	0.1	-0.1	81.3	-244.2	3.1	-6.3	0.0	0.0	-0.4	-0.2
4/21/2007 18:44	6.0	49.9	0.9	0.1	-0.2	70.3	-244.2	3.1	-6.3	0.0	0.0	-0.4	-0.2
4/21/2007 18:54	6.0	49.9	0.9	0.0	-0.2	69.5	-245.7	3.1	-6.3	0.0	0.0	-0.4	-0.2
4/21/2007 19:04	5.9	50.1	0.9	0.0	-0.2	74.2	-244.2	3.1	-6.3	0.0	0.0	-0.3	-0.3
4/21/2007 19:14	5.7	50.0	0.9	0.0	-0.2	75.7	-6.1	3.1	-6.3	0.0	0.0	-0.4	-0.3
4/21/2007 19:24	5.9	49.9	0.9	0.0	-0.2	77.9	-244.2	1.5	-6.3	0.0	0.0	-0.4	-0.3
4/21/2007 19:34	5.9	50.0	0.8	0.0	-0.2	73.7	-245.7	3.1	-6.3	0.0	0.0	-0.4	-0.3
4/21/2007 19:44	5.9	49.9	0.8	0.0	-0.2	66.0	-245.7	3.1	-6.3	0.0	0.0	-0.4	-0.3
4/21/2007 19:54	5.9	50.0	0.8	0.0	-0.2	70.6	-244.2	1.5	-6.3	0.0	0.0	-0.4	-0.3
4/21/2007 20:04	5.9	49.9	0.9	0.0	-0.2	73.4	-245.7	3.1	-6.3	0.0	0.0	-0.4	-0.3
4/21/2007 20:14	5.9	50.1	0.8	0.0	-0.2	66.3	-245.7	3.1	-6.3	0.0	0.0	-0.4	-0.3
4/21/2007 20:24	5.9	50.0	0.8	0.0	-0.2	67.5	-245.7	3.1	-6.3	0.0	0.0	-0.4	-0.3
4/21/2007 20:34	5.9	50.0	0.8	0.0	-0.2	60.5	-245.7	3.1	-6.3	0.0	0.0	-0.4	-0.3
4/21/2007 20:44	5.9	50.1	0.8	0.0	-0.2	77.5	4.6	3.1	-6.3	0.0	0.0	-0.4	-0.3
4/21/2007 20:54	5.9	49.9	0.8	0.0	-0.2	57.3	-245.7	1.5	-6.3	0.0	0.0	-0.4	-0.3
4/21/2007 21:04	5.9	50.1	0.8	0.0	-0.2	67.6	-245.7	3.1	-6.3	0.0	0.0	-0.3	-0.3
4/21/2007 21:14	5.9	50.1	0.8	0.0	-0.2	62.8	-245.7	1.5	-6.3	0.0	0.0	-0.4	-0.3

DATE/TIME	AT-100V Prod. Water UF Inlet pH	LT-100V UF Feed Tank Level %	PT-100V UF Prefilter Inlet Pres. psig	PT-101V UF Prefilter Outlet Press. psig	PT-102V UF Unit Inlet Press. psig	TT-100V UF Unit Inlet Temp °F	AT-201V UF Unit pH Nano Stor	AT-200V Prod. Water Conductivity micromhos	FT-200V UF Unit Perm. Flow gpm	FT-201V UF Unit Conc. Flow gpm	FT-202V UF Unit Recycle Flow gpm	PT-200V UF Outlet Perm. Pres. psig	PT-201V UF Outlet Conc. Press psig
4/21/2007 21:24	5.9	50.2	0.8	0.0	-0.2	61.1	-245.7	1.5	-6.3	0.0	0.0	-0.4	-0.4
4/21/2007 21:34	5.9	50.0	0.8	0.0	-0.2	61.9	-245.7	3.1	-6.3	0.0	0.0	-0.4	-0.3
4/21/2007 21:44	5.9	49.9	0.8	0.0	-0.2	65.3	-245.7	1.5	-6.3	0.0	0.0	-0.3	-0.3
4/21/2007 21:54	5.9	50.1	0.8	0.0	-0.2	68.1	-245.7	1.5	-6.3	0.0	0.0	-0.3	-0.4
4/21/2007 22:04	5.9	50.1	0.8	0.0	-0.2	62.9	-245.7	1.5	-6.3	0.0	0.0	-0.3	-0.4
4/21/2007 22:14	5.9	50.0	0.8	0.0	-0.2	55.6	-245.7	1.5	-6.3	0.0	0.0	-0.4	-0.4
4/21/2007 22:24	5.9	50.0	0.8	0.0	-0.2	58.2	-245.7	1.5	-6.3	0.0	0.0	-0.4	-0.4
4/21/2007 22:34	6.0	50.0	0.8	0.0	-0.2	67.2	-245.7	1.5	-6.3	0.0	0.0	-0.4	-0.4
4/21/2007 22:44	5.9	50.0	0.8	0.0	-0.2	52.7	-245.7	1.5	-6.3	0.0	0.0	-0.4	-0.4
4/21/2007 22:54	6.0	50.0	0.8	0.0	-0.2	63.5	-245.7	1.5	-6.3	0.0	0.0	-0.3	-0.4
4/21/2007 23:04	6.0	50.0	0.8	0.0	-0.2	58.4	-247.2	1.5	-6.3	0.0	0.0	-0.4	-0.4
4/21/2007 23:14	6.0	50.0	0.8	0.0	-0.2	55.9	-245.7	1.5	-6.3	0.0	0.0	-0.4	-0.4
4/21/2007 23:24	6.0	50.0	0.8	0.0	-0.2	59.5	-247.2	1.5	-6.3	0.0	0.0	-0.4	-0.4
4/21/2007 23:34	6.0	50.0	0.7	0.0	-0.2	66.2	-247.2	1.5	-6.3	0.0	0.0	-0.4	-0.4
4/21/2007 23:44	6.0	50.0	0.8	0.0	-0.2	59.0	-247.2	1.5	-6.3	0.0	0.0	-0.3	-0.4
4/21/2007 23:54	6.0	50.0	0.7	0.0	-0.2	56.8	-245.7	1.5	-6.3	0.0	0.0	-0.3	-0.4
4/22/2007 0:04	6.0	50.0	0.7	0.0	-0.2	55.6	-247.2	1.5	-6.3	0.0	0.0	-0.3	-0.4
4/22/2007 0:14	6.0	49.9	0.7	0.0	-0.2	56.5	-245.7	1.5	-6.3	0.0	0.0	-0.4	-0.4
4/22/2007 0:24	6.0	50.0	0.7	0.0	-0.2	58.3	1.5	1.5	-6.3	0.0	0.0	-0.4	-0.4
4/22/2007 0:34	6.0	49.9	0.7	0.0	-0.2	55.7	-247.2	1.5	-6.3	0.0	0.0	-0.4	-0.4
4/22/2007 0:44	6.0	49.9	0.7	0.0	-0.2	62.7	-247.2	1.5	-6.3	0.0	0.0	-0.3	-0.4
4/22/2007 0:54	6.0	50.0	0.7	0.0	-0.2	65.1	-247.2	1.5	-6.3	0.0	0.0	-0.3	-0.4
4/22/2007 1:04	6.0	49.9	0.7	0.0	-0.2	49.6	-245.7	1.5	-6.3	0.0	0.0	-0.3	-0.4
4/22/2007 1:14	6.0	49.9	0.7	0.0	-0.2	57.3	-247.2	1.5	-6.3	0.0	0.0	-0.4	-0.4
4/22/2007 1:24	6.0	49.9	0.7	0.0	-0.2	48.2	-245.7	1.5	-6.3	0.0	0.0	-0.4	-0.4
4/22/2007 1:34	6.0	49.9	0.7	0.0	-0.2	64.1	-247.2	0.0	-6.3	0.0	0.0	-0.4	-0.4
4/22/2007 1:44	6.0	50.0	0.7	0.0	-0.2	50.0	-245.7	1.5	-6.3	0.0	0.0	-0.4	-0.4
4/22/2007 1:54	6.0	50.0	0.7	0.0	-0.2	56.0	-247.2	1.5	-6.3	0.0	0.0	-0.4	-0.4
4/22/2007 2:04	6.0	49.9	0.7	0.0	-0.2	46.6	-247.2	1.5	-6.3	0.0	0.0	-0.4	-0.4
4/22/2007 2:14	6.0	49.9	0.7	0.0	-0.2	46.9	-247.2	1.5	-6.3	0.0	0.0	-0.3	-0.4
4/22/2007 2:24	6.0	49.9	0.7	0.0	-0.2	57.7	0.0	0.0	-6.3	0.0	0.0	-0.4	-0.4
4/22/2007 2:34	6.0	49.9	0.7	0.0	-0.2	55.2	-247.2	1.5	-6.3	0.0	0.0	-0.4	-0.4
4/22/2007 2:44	6.0	49.9	0.7	0.0	-0.2	43.7	3.1	1.5	-6.3	0.0	0.0	-0.3	-0.4
4/22/2007 2:54	6.0	49.9	0.7	0.0	-0.2	54.8	-247.2	1.5	-6.3	0.0	0.0	-0.3	-0.5
4/22/2007 3:04	6.0	49.9	0.7	0.0	-0.2	43.9	-247.2	0.0	-6.3	0.0	0.0	-0.3	-0.5
4/22/2007 3:14	6.0	49.8	0.7	0.0	-0.2	60.1	-247.2	1.5	-6.3	0.0	0.0	-0.3	-0.5
4/22/2007 3:24	6.0	49.9	0.7	-0.1	-0.2	52.7	-247.2	1.5	-6.3	0.0	0.0	-0.4	-0.5
4/22/2007 3:34	6.0	49.9	0.7	0.0	-0.2	57.1	-247.2	1.5	-6.3	0.0	0.0	-0.4	-0.5
4/22/2007 3:44	6.1	49.9	0.7	0.0	-0.2	52.4	-247.2	0.0	-6.3	0.0	0.0	-0.3	-0.5
4/22/2007 3:54	6.1	49.8	0.7	-0.1	-0.2	48.6	-247.2	0.0	-6.3	0.0	0.0	-0.3	-0.5
4/22/2007 4:04	6.1	49.8	0.7	0.0	-0.2	48.2	-247.2	-1.5	-6.3	0.0	0.0	-0.3	-0.5
4/22/2007 4:14	6.1	49.8	0.7	-0.1	-0.2	53.2	-248.7	1.5	-6.3	0.0	0.0	-0.4	-0.5
4/22/2007 4:24	6.1	49.8	0.7	0.0	-0.2	61.3	-203.0	1.5	-6.3	0.0	0.0	-0.4	-0.5
4/22/2007 4:34	6.1	49.9	0.7	0.0	-0.2	58.5	-247.2	0.0	-6.3	0.0	0.0	-0.4	-0.5
4/22/2007 4:44	6.1	49.8	0.7	-0.1	-0.2	47.9	-247.2	1.5	-6.3	0.0	0.0	-0.3	-0.5
4/22/2007 4:54	6.1	49.8	0.7	-0.1	-0.2	44.1	-247.2	0.0	-6.3	0.0	0.0	-0.3	-0.5
4/22/2007 5:04	6.1	49.8	0.7	-0.1	-0.2	47.6	-215.2	1.5	-6.3	0.0	0.0	-0.3	-0.5
4/22/2007 5:14	6.1	49.8	0.7	-0.1	-0.2	44.6	-248.7	0.0	-6.3	0.0	0.0	-0.3	-0.5
4/22/2007 5:24	6.1	49.8	0.7	-0.1	-0.2	57.1	-248.7	0.0	-6.3	0.0	0.0	-0.4	-0.5
4/22/2007 5:34	6.0	49.8	0.7	-0.1	-0.3	49.1	-247.2	1.5	-6.3	0.0	0.0	-0.4	-0.5
4/22/2007 5:44	6.1	49.7	0.7	-0.1	-0.2	41.7	-247.2	0.0	-6.3	0.0	0.0	-0.3	-0.5
4/22/2007 5:54	6.1	49.8	0.7	-0.1	-0.3	40.1	-247.2	0.0	-6.3	0.0	0.0	-0.3	-0.5
4/22/2007 6:04	6.0	49.8	0.7	-0.1	-0.2	46.6	-247.2	1.5	-6.3	0.0	0.0	-0.3	-0.5
4/22/2007 6:14	6.1	49.7	0.7	-0.1	-0.2	50.3	-247.2	0.0	-6.3	0.0	0.0	-0.3	-0.5
4/22/2007 6:24	6.1	49.8	0.7	-0.1	-0.2	46.2	-247.2	0.0	-6.3	0.0	0.0	-0.4	-0.5
4/22/2007 6:34	6.1	49.8	0.7	0.0	-0.2	40.2	-247.2	0.0	-6.3	0.0	0.0	-0.4	-0.5

DATE/TIME	AT-100V Prod. Water UF Inlet pH	LT-100V UF Feed Tank Level %	PT-100V UF Prefilter Inlet Pres. psig	PT-101V UF Prefilter Outlet Press. psig	PT-102V UF Unit Inlet Press. psig	TT-100V UF Unit Inlet Temp °F	AT-201V UF Unit pH Nano Stor	AT-200V Prod. Water Conductivity micromhos	FT-200V UF Unit Perm. Flow gpm	FT-201V UF Unit Conc. Flow gpm	FT-202V UF Unit Recycle Flow gpm	PT-200V UF Outlet Perm. Pres. psig	PT-201V UF Outlet Conc. Press psig
4/22/2007 6:44	6.1	49.7	0.7	-0.1	-0.2	41.8	-247.2	0.0	-6.3	0.0	0.0	-0.4	-0.5
4/22/2007 6:54	6.1	49.8	0.7	0.0	-0.2	43.0	-247.2	1.5	-6.3	0.0	0.0	-0.3	-0.5
4/22/2007 7:04	6.1	49.7	0.7	-0.1	-0.2	56.0	-247.2	0.0	-6.3	0.0	0.0	-0.4	-0.5
4/22/2007 7:14	6.1	49.8	0.7	-0.1	-0.2	61.6	-247.2	1.5	-6.3	0.0	0.0	-0.4	-0.5
4/22/2007 7:24	6.1	49.7	0.7	0.0	-0.2	47.0	-247.2	1.5	-6.3	0.0	0.0	-0.4	-0.5
4/22/2007 7:34	6.1	49.7	0.7	0.0	-0.2	60.9	-247.2	0.0	-6.3	0.0	0.0	-0.4	-0.5
4/22/2007 7:44	6.1	49.7	0.7	0.0	-0.2	51.8	-247.2	1.5	-6.3	0.0	0.0	-0.4	-0.5
4/22/2007 7:54	6.1	49.8	0.7	0.0	-0.2	62.2	-247.2	0.0	-6.3	0.0	0.0	-0.4	-0.5
4/22/2007 8:04	6.1	49.8	0.7	0.0	-0.2	62.5	-247.2	0.0	-6.3	0.0	0.0	-0.4	-0.4
4/22/2007 8:14	6.0	49.7	0.7	0.0	-0.2	58.5	-247.2	0.0	-6.3	0.0	0.0	-0.4	-0.5
4/22/2007 8:24	6.0	49.7	0.7	0.0	-0.2	58.9	-247.2	1.5	-6.3	0.0	0.0	-0.4	-0.4
4/22/2007 8:34	6.0	49.7	0.7	0.0	-0.2	68.1	-247.2	0.0	-6.3	0.0	0.0	-0.4	-0.4
4/22/2007 8:44	6.0	49.7	0.7	0.0	-0.2	59.9	-245.7	0.0	-6.3	0.0	0.0	-0.4	-0.4
4/22/2007 8:54	6.0	49.7	0.8	0.0	-0.2	61.9	-247.2	0.0	-6.3	0.0	0.0	-0.3	-0.4
4/22/2007 9:04	6.0	49.7	0.8	0.0	-0.2	52.8	-247.2	1.5	-6.3	0.0	0.0	-0.3	-0.4
4/22/2007 9:14	6.0	49.7	0.8	0.0	-0.2	56.4	-247.2	1.5	-6.3	0.0	0.0	-0.3	-0.4
4/22/2007 9:24	6.0	49.7	0.8	0.0	-0.2	71.9	-247.2	1.5	-6.3	0.0	0.0	-0.4	-0.4
4/22/2007 9:34	6.0	49.7	0.8	0.0	-0.2	66.5	-247.2	0.0	-6.3	0.0	0.0	-0.4	-0.4
4/22/2007 9:44	6.0	49.7	0.8	0.0	-0.2	54.2	-245.7	1.5	-6.3	0.0	0.0	-0.4	-0.4
4/22/2007 9:54	6.0	49.7	0.8	0.0	-0.2	69.7	4.6	0.0	-6.3	0.0	0.0	-0.3	-0.4
4/22/2007 10:04	6.0	49.7	0.8	0.0	-0.2	65.1	-247.2	1.5	-6.3	0.0	0.0	-0.3	-0.4
4/22/2007 10:14	6.0	49.7	0.8	0.0	-0.2	73.3	-247.2	1.5	-6.3	0.0	0.0	-0.3	-0.4
4/22/2007 10:24	6.0	49.7	0.8	0.0	-0.2	73.0	4.6	1.5	-6.3	0.0	0.0	-0.4	-0.3
4/22/2007 10:34	6.0	49.7	0.8	0.0	-0.2	70.9	-245.7	1.5	-6.3	0.0	0.0	-0.4	-0.3
4/22/2007 10:44	6.0	49.7	0.8	0.0	-0.2	57.1	-245.7	1.5	-6.3	0.0	0.0	-0.4	-0.3
4/22/2007 10:54	6.0	49.7	0.8	0.0	-0.2	67.4	-247.2	1.5	-6.3	0.0	0.0	-0.4	-0.3
4/22/2007 11:04	6.0	49.7	0.8	0.0	-0.2	56.1	-245.7	1.5	-6.3	0.0	0.0	-0.4	-0.3
4/22/2007 11:14	5.9	49.7	0.8	0.0	-0.2	67.9	-245.7	1.5	-6.3	0.0	0.0	-0.3	-0.3
4/22/2007 11:24	5.9	49.7	0.8	0.0	-0.2	74.0	-245.7	1.5	-6.3	0.0	0.0	-0.4	-0.3
4/22/2007 11:34	5.9	49.7	0.9	0.0	-0.2	74.8	-245.7	1.5	-6.3	0.0	0.0	-0.4	-0.3
4/22/2007 11:44	5.9	49.7	0.8	0.0	-0.2	73.9	-245.7	1.5	-6.3	0.0	0.0	-0.4	-0.3
4/22/2007 11:54	5.9	49.7	0.9	0.0	-0.2	72.1	-245.7	1.5	-6.3	0.0	0.0	-0.3	-0.3
4/22/2007 12:04	5.9	49.7	0.9	0.1	-0.2	79.3	-245.7	1.5	-6.3	0.0	0.0	-0.3	-0.3
4/22/2007 12:14	5.9	49.7	0.9	0.1	-0.2	72.1	-245.7	3.1	-6.3	0.0	0.0	-0.3	-0.3
4/22/2007 12:24	5.9	49.7	0.9	0.0	-0.2	75.8	-245.7	1.5	-6.3	0.0	0.0	-0.4	-0.3
4/22/2007 12:34	5.9	49.7	0.9	0.1	-0.2	72.3	-245.7	1.5	-6.3	0.0	0.0	-0.4	-0.3
4/22/2007 12:44	5.9	49.6	0.9	0.0	-0.2	71.8	-245.7	1.5	-6.3	0.0	0.0	-0.4	-0.3
4/22/2007 12:54	5.9	49.7	0.9	0.1	-0.2	72.2	-245.7	1.5	-6.3	0.0	0.0	-0.3	-0.3
4/22/2007 13:04	6.0	49.7	0.9	0.1	-0.2	72.5	-245.7	3.1	-6.3	0.0	0.0	-0.3	-0.3
4/22/2007 13:14	5.9	49.7	0.9	0.1	-0.2	80.1	-245.7	1.5	-6.3	0.0	0.0	-0.3	-0.3
4/22/2007 13:24	5.9	49.7	0.9	0.1	-0.2	74.1	-247.2	1.5	-6.3	0.0	0.0	-0.4	-0.3
4/22/2007 13:34	5.9	49.6	0.9	0.1	-0.2	78.8	-245.7	1.5	-6.3	0.0	0.0	-0.4	-0.3
4/22/2007 13:44	5.9	49.7	0.9	0.1	-0.1	73.5	-245.7	1.5	-6.3	0.0	0.0	-0.4	-0.2
4/22/2007 13:54	5.9	49.7	0.9	0.1	-0.2	79.9	-245.7	1.5	-6.3	0.0	0.0	-0.4	-0.3
4/22/2007 14:04	5.8	50.6	45.6	19.7	69.7	37.2	-245.7	1.5	-6.3	5.7	20.8	21.0	64.4
4/22/2007 14:14	5.9	51.0	56.2	19.6	70.0	62.4	-245.7	1.5	-6.3	5.6	20.7	24.1	64.7
4/22/2007 14:24	5.2	49.3	54.2	20.2	69.6	65.6	-245.7	3.1	-6.3	5.5	20.7	27.5	64.6
4/22/2007 14:34	4.0	49.5	58.8	19.6	69.1	67.9	-245.7	1.5	-6.3	5.4	20.7	27.6	64.2
4/22/2007 14:44	5.2	50.5	1.6	0.8	0.5	68.0	-245.7	1.5	-6.3	0.0	0.0	0.4	0.5
4/22/2007 14:54	5.2	50.4	1.6	0.8	0.6	65.6	-245.7	3.1	-6.3	0.0	0.0	0.4	0.5
4/22/2007 15:04	5.2	50.5	1.6	0.8	0.5	64.3	-245.7	1.5	-6.3	0.0	0.0	0.4	0.5
4/22/2007 15:14	5.2	50.4	1.6	0.8	0.5	72.9	-245.7	3.1	-6.3	0.0	0.0	0.4	0.5
4/22/2007 15:24	5.2	50.4	1.6	0.8	0.6	72.9	-245.7	3.1	-6.3	0.0	0.0	0.4	0.5
4/22/2007 15:34	5.1	50.3	1.6	0.8	0.5	73.1	-245.7	1.5	-6.3	0.0	0.0	0.4	0.5
4/22/2007 15:44	5.1	50.4	1.6	0.8	0.5	81.0	-245.7	1.5	-6.3	0.0	0.0	0.4	0.5
4/22/2007 15:54	5.1	50.4	1.6	0.8	0.6	78.1	-245.7	3.1	-6.3	0.0	0.0	0.4	0.5

DATE/TIME	AT-100V Prod. Water UF Inlet pH	LT-100V UF Feed Tank Level %	PT-100V UF Prefilter Inlet Pres. psig	PT-101V UF Prefilter Outlet Press. psig	PT-102V UF Unit Inlet Press. psig	TT-100V UF Unit Inlet Temp °F	AT-201V UF Unit pH Nano Stor	AT-200V Prod. Water Conductivity micromhos	FT-200V UF Unit Perm. Flow gpm	FT-201V UF Unit Conc. Flow gpm	FT-202V UF Unit Recycle Flow gpm	PT-200V UF Outlet Perm. Pres. psig	PT-201V UF Outlet Conc. Press psig
4/22/2007 16:04	5.1	50.4	1.6	0.8	0.5	72.3	-245.7	1.5	-6.3	0.0	0.0	0.4	0.5
4/22/2007 16:14	5.2	50.4	1.6	0.8	0.6	78.3	-245.7	3.1	-6.3	0.0	0.0	0.4	0.5
4/22/2007 16:24	5.1	50.4	1.6	0.8	0.5	85.6	-245.7	1.5	-6.3	0.0	0.0	0.4	0.5
4/22/2007 16:34	5.1	50.4	1.6	0.8	0.6	72.1	-245.7	1.5	-6.3	0.0	0.0	0.3	0.5
4/22/2007 16:44	5.1	50.4	1.6	0.8	0.5	86.8	-245.7	3.1	-6.3	0.0	0.0	0.4	0.5
4/22/2007 16:54	5.1	50.5	1.6	0.8	0.6	73.1	-245.7	1.5	-6.3	0.0	0.0	0.4	0.5
4/22/2007 17:04	5.1	50.4	1.6	0.8	0.5	67.5	-245.7	1.5	-6.3	0.0	0.0	0.4	0.5
4/22/2007 17:14	5.1	50.5	1.6	0.8	0.6	72.7	-245.7	1.5	-6.3	0.0	0.0	0.4	0.5
4/22/2007 17:24	5.1	50.4	1.6	0.8	0.5	75.5	-245.7	3.1	-6.3	0.0	0.0	0.4	0.5
4/22/2007 17:34	5.1	50.5	1.6	0.8	0.5	82.6	-245.7	1.5	-6.3	0.0	0.0	0.4	0.5
4/22/2007 17:44	5.1	50.4	1.6	0.8	0.5	77.3	-245.7	3.1	-6.3	0.0	0.0	0.4	0.5
4/22/2007 17:54	5.2	50.4	1.6	0.8	0.6	79.4	-245.7	3.1	-6.3	0.0	0.0	0.4	0.5
4/22/2007 18:04	5.1	50.3	1.6	0.8	0.5	78.3	-245.7	3.1	-6.3	0.0	0.0	0.4	0.5
4/22/2007 18:14	5.2	50.4	1.6	0.8	0.5	78.2	-245.7	3.1	-6.3	0.0	0.0	0.4	0.5
4/22/2007 18:24	5.2	50.4	1.6	0.8	0.6	85.2	-245.7	1.5	-6.3	0.0	0.0	0.4	0.5
4/22/2007 18:34	5.2	50.4	1.6	0.8	0.5	78.1	-245.7	3.1	-6.3	0.0	0.0	0.4	0.5
4/22/2007 18:44	5.2	50.4	1.6	0.8	0.6	78.4	-245.7	3.1	-6.3	0.0	0.0	0.4	0.5
4/22/2007 18:54	5.2	50.4	1.6	0.8	0.5	87.6	-244.2	3.1	-6.3	0.0	0.0	0.4	0.5
4/22/2007 19:04	5.2	50.5	1.6	0.8	0.6	73.0	-245.7	3.1	-6.3	0.0	0.0	0.4	0.5
4/22/2007 19:14	5.2	50.5	1.6	0.8	0.5	78.2	-244.2	3.1	-6.3	0.0	0.0	0.4	0.5
4/22/2007 19:24	5.2	50.5	1.6	0.8	0.5	66.4	-245.7	1.5	-6.3	0.0	0.0	0.4	0.5
4/22/2007 19:34	5.2	50.4	1.6	0.8	0.5	73.4	-245.7	3.1	-6.3	0.0	0.0	0.3	0.5
4/22/2007 19:44	5.1	50.5	1.6	0.8	0.5	71.7	-244.2	1.5	-6.3	0.0	0.0	0.4	0.5
4/22/2007 19:54	5.2	50.4	1.6	0.8	0.5	74.7	-245.7	3.1	-6.3	0.0	0.0	0.4	0.5
4/22/2007 20:04	5.1	50.5	1.6	0.8	0.5	75.5	-245.7	3.1	-6.3	0.0	0.0	0.4	0.5
4/22/2007 20:14	5.1	50.4	1.6	0.8	0.5	73.8	3.1	3.1	-6.3	0.0	0.0	0.4	0.4
4/22/2007 20:24	5.1	50.4	1.6	0.7	0.5	61.5	-245.7	1.5	-6.3	0.0	0.0	0.3	0.5
4/22/2007 20:34	5.2	50.5	1.6	0.8	0.5	64.6	-245.7	1.5	-6.3	0.0	0.0	0.3	0.4
4/22/2007 20:44	5.2	50.5	1.6	0.7	0.5	74.1	-245.7	3.1	-6.3	0.0	0.0	0.3	0.4
4/22/2007 20:54	5.2	50.5	1.6	0.7	0.5	73.1	-245.7	1.5	-6.3	0.0	0.0	0.4	0.4
4/22/2007 21:04	5.2	50.5	1.5	0.7	0.5	71.0	-245.7	1.5	-6.3	0.0	0.0	0.4	0.4
4/22/2007 21:14	5.2	50.4	1.5	0.7	0.5	60.6	-245.7	3.1	-6.3	0.0	0.0	0.4	0.4
4/22/2007 21:24	5.2	50.4	1.5	0.7	0.5	68.2	4.6	1.5	-6.3	0.0	0.0	0.3	0.4
4/22/2007 21:34	5.2	50.4	1.5	0.7	0.5	70.9	-245.7	1.5	-6.3	0.0	0.0	0.3	0.4
4/22/2007 21:44	5.2	50.4	1.5	0.7	0.5	67.1	-245.7	3.1	-6.3	0.0	0.0	0.2	0.4
4/22/2007 21:54	5.2	50.4	1.5	0.7	0.5	67.9	4.6	1.5	-6.3	0.0	0.0	0.3	0.3
4/22/2007 22:04	5.2	50.5	1.4	0.6	0.4	68.3	-245.7	1.5	-6.3	0.0	0.0	0.3	0.3
4/22/2007 22:14	5.2	50.4	1.4	0.6	0.4	72.4	4.6	1.5	-6.3	0.0	0.0	0.3	0.3
4/22/2007 22:24	5.2	50.4	1.4	0.6	0.4	67.4	-245.7	3.1	-6.3	0.0	0.0	0.3	0.3
4/22/2007 22:34	5.2	50.4	1.4	0.6	0.4	64.8	-245.7	1.5	-6.3	0.0	0.0	0.2	0.3
4/22/2007 22:44	5.2	50.4	1.4	0.6	0.4	62.9	-245.7	1.5	-6.3	0.0	0.0	0.2	0.2
4/22/2007 22:54	5.2	50.5	1.4	0.5	0.3	63.6	-245.7	3.1	-6.3	0.0	0.0	0.2	0.2
4/22/2007 23:04	5.2	50.4	1.3	0.5	0.3	65.2	-245.7	3.1	-6.3	0.0	0.0	0.2	0.2
4/22/2007 23:14	5.2	50.4	1.3	0.5	0.3	64.8	-245.7	1.5	-6.3	0.0	0.0	0.2	0.2
4/22/2007 23:24	5.2	50.4	1.3	0.5	0.3	76.7	-247.2	3.1	-6.3	0.0	0.0	0.1	0.1
4/22/2007 23:34	5.2	50.4	1.3	0.5	0.3	74.7	-245.7	1.5	-6.3	0.0	0.0	0.1	0.1
4/22/2007 23:44	5.2	50.5	1.3	0.5	0.3	66.6	-247.2	1.5	-6.3	0.0	0.0	0.1	0.1
4/22/2007 23:54	5.2	50.4	1.2	0.4	0.2	64.8	-245.7	1.5	-6.3	0.0	0.0	0.1	0.1
4/23/2007 0:04	5.2	50.4	1.2	0.4	0.2	59.3	-245.7	1.5	-6.3	0.0	0.0	0.1	0.1
4/23/2007 0:14	5.2	50.4	1.2	0.4	0.2	69.3	-247.2	1.5	-6.3	0.0	0.0	0.1	0.0
4/23/2007 0:24	5.2	50.4	1.2	0.4	0.2	58.7	-245.7	1.5	-6.3	0.0	0.0	0.1	0.0
4/23/2007 0:34	5.2	50.4	1.2	0.4	0.2	58.1	-247.2	1.5	-6.3	0.0	0.0	0.0	0.0
4/23/2007 0:44	5.2	50.4	1.2	0.4	0.1	66.2	-245.7	1.5	-6.3	0.0	0.0	0.0	0.0
4/23/2007 0:54	5.2	50.4	1.1	0.4	0.1	60.5	-247.2	1.5	-6.3	0.0	0.0	0.0	0.0
4/23/2007 1:04	5.2	50.4	1.1	0.3	0.1	52.0	-245.7	1.5	-6.3	0.0	0.0	0.0	0.0
4/23/2007 1:14	5.2	50.3	1.1	0.3	0.1	62.4	-245.7	1.5	-6.3	0.0	0.0	0.0	-0.1

DATE/TIME	AT-100V Prod. Water UF Inlet pH	LT-100V UF Feed Tank Level %	PT-100V UF Prefilter Inlet Pres. psig	PT-101V UF Prefilter Outlet Press. psig	PT-102V UF Unit Inlet Press. psig	TT-100V UF Unit Inlet Temp °F	AT-201V UF Unit pH Nano Stor	AT-200V Prod. Water Conductivity micromhos	FT-200V UF Unit Perm. Flow gpm	FT-201V UF Unit Conc. Flow gpm	FT-202V UF Unit Recycle Flow gpm	PT-200V UF Outlet Perm. Pres. psig	PT-201V UF Outlet Conc. Press psig
4/23/2007 1:24	5.2	50.4	1.1	0.3	0.1	61.6	-247.2	1.5	-6.3	0.0	0.0	0.0	0.0
4/23/2007 1:34	5.2	50.4	1.1	0.3	0.1	59.8	-247.2	1.5	-6.3	0.0	0.0	-0.1	-0.1
4/23/2007 1:44	5.2	50.4	1.0	0.3	0.1	51.7	-247.2	1.5	-6.3	0.0	0.0	-0.1	-0.1
4/23/2007 1:54	5.2	50.3	1.0	0.3	0.1	70.1	-169.4	1.5	-6.3	0.0	0.0	-0.1	-0.1
4/23/2007 2:04	5.2	50.4	1.0	0.2	0.0	62.9	-245.7	1.5	-6.3	0.0	0.0	-0.1	-0.1
4/23/2007 2:14	5.2	50.3	1.0	0.2	0.0	57.3	-245.7	1.5	-6.3	0.0	0.0	-0.1	-0.2
4/23/2007 2:24	5.2	50.3	1.0	0.2	0.0	49.2	-247.2	0.0	-6.3	0.0	0.0	-0.1	-0.2
4/23/2007 2:34	5.2	50.3	1.0	0.2	0.0	63.8	-247.2	1.5	-6.3	0.0	0.0	-0.2	-0.2
4/23/2007 2:44	5.2	50.3	1.0	0.2	0.0	70.7	-247.2	1.5	-6.3	0.0	0.0	-0.2	-0.2
4/23/2007 2:54	5.2	50.4	0.9	0.2	0.0	64.8	-247.2	1.5	-6.3	0.0	0.0	-0.2	-0.2
4/23/2007 3:04	5.2	50.3	0.9	0.2	0.0	58.6	1.5	1.5	-6.3	0.0	0.0	-0.2	-0.2
4/23/2007 3:14	5.2	50.4	0.9	0.1	-0.1	67.5	-245.7	1.5	-6.3	0.0	0.0	-0.2	-0.2
4/23/2007 3:24	5.2	50.3	0.9	0.1	-0.1	62.4	-245.7	1.5	-6.3	0.0	0.0	-0.2	-0.3
4/23/2007 3:34	5.2	50.4	0.9	0.1	-0.1	69.0	-247.2	1.5	-6.3	0.0	0.0	-0.3	-0.3
4/23/2007 3:44	5.2	50.3	0.9	0.1	-0.1	57.8	-247.2	1.5	-6.3	0.0	0.0	-0.3	-0.3
4/23/2007 3:54	5.2	50.3	0.9	0.1	-0.1	55.7	-247.2	1.5	-6.3	0.0	0.0	-0.3	-0.3
4/23/2007 4:04	5.2	50.3	0.9	0.1	-0.1	62.7	-247.2	1.5	-6.3	0.0	0.0	-0.2	-0.3
4/23/2007 4:14	5.2	50.3	0.8	0.1	-0.1	71.2	-247.2	1.5	-6.3	0.0	0.0	-0.2	-0.3
4/23/2007 4:24	5.2	50.4	0.8	0.1	-0.2	59.5	-245.7	1.5	-6.3	0.0	0.0	-0.3	-0.3
4/23/2007 4:34	5.2	50.3	0.8	0.0	-0.2	51.2	-245.7	1.5	-6.3	0.0	0.0	-0.3	-0.3
4/23/2007 4:44	5.2	50.3	0.8	0.0	-0.2	58.1	-245.7	1.5	-6.3	0.0	0.0	-0.3	-0.4
4/23/2007 4:54	5.2	50.3	0.8	0.0	-0.2	65.2	-245.7	1.5	-6.3	0.0	0.0	-0.4	-0.4
4/23/2007 5:04	5.2	50.4	0.8	0.0	-0.2	56.4	-247.2	1.5	-6.3	0.0	0.0	-0.3	-0.4
4/23/2007 5:14	5.2	50.3	0.8	0.0	-0.2	53.8	3.1	0.0	-6.3	0.0	0.0	-0.3	-0.4
4/23/2007 5:24	5.2	50.3	0.8	0.0	-0.2	58.5	-247.2	1.5	-6.3	0.0	0.0	-0.4	-0.4
4/23/2007 5:34	5.2	50.3	0.7	0.0	-0.2	52.7	-247.2	1.5	-6.3	0.0	0.0	-0.4	-0.4
4/23/2007 5:44	5.2	50.3	0.7	0.0	-0.2	55.3	-247.2	0.0	-6.3	0.0	0.0	-0.4	-0.4
4/23/2007 5:54	5.2	50.3	0.7	0.0	-0.2	53.2	-247.2	1.5	-6.3	0.0	0.0	-0.4	-0.4
4/23/2007 6:04	5.2	50.3	0.7	0.0	-0.2	53.5	-247.2	1.5	-6.3	0.0	0.0	-0.3	-0.4
4/23/2007 6:14	5.2	50.3	0.7	0.0	-0.2	51.9	-247.2	1.5	-6.3	0.0	0.0	-0.3	-0.4
4/23/2007 6:24	5.2	50.2	0.7	0.0	-0.2	62.7	-247.2	1.5	-6.3	0.0	0.0	-0.3	-0.4
4/23/2007 6:34	5.2	50.3	0.7	0.0	-0.2	55.4	-245.7	1.5	-6.3	0.0	0.0	-0.4	-0.4
4/23/2007 6:44	5.2	50.3	0.7	0.0	-0.2	53.2	-245.7	1.5	-6.3	0.0	0.0	-0.4	-0.4
4/23/2007 6:54	5.2	50.2	0.7	0.0	-0.3	45.9	3.1	1.5	-6.3	0.0	0.0	-0.4	-0.5
4/23/2007 7:04	5.2	50.2	0.7	0.0	-0.2	62.9	-247.2	0.0	-6.3	0.0	0.0	-0.4	-0.4
4/23/2007 7:14	5.2	50.3	0.7	0.0	-0.2	65.5	-245.7	1.5	-6.3	0.0	0.0	-0.3	-0.4
4/23/2007 7:24	5.2	50.2	0.7	0.0	-0.3	56.8	-247.2	0.0	-6.3	0.0	0.0	-0.3	-0.4
4/23/2007 7:34	5.1	50.2	0.7	0.0	-0.2	55.7	-247.2	1.5	-6.3	0.0	0.0	-0.3	-0.4
4/23/2007 7:44	5.2	50.3	0.7	0.0	-0.2	63.4	-248.7	0.0	-6.3	0.0	0.0	-0.4	-0.4
4/23/2007 7:54	5.2	50.3	0.7	0.0	-0.2	70.9	-245.7	1.5	-6.3	0.0	0.0	-0.4	-0.4
4/23/2007 8:04	5.2	50.2	0.7	0.0	-0.2	69.6	-245.7	1.5	-6.3	0.0	0.0	-0.4	-0.4
4/23/2007 8:14	5.2	50.2	0.8	0.0	-0.2	57.1	-245.7	0.0	-6.3	0.0	0.0	-0.4	-0.4
4/23/2007 8:24	5.2	50.2	0.8	0.0	-0.2	63.5	-59.5	1.5	-6.3	0.0	0.0	-0.4	-0.4
4/23/2007 8:34	5.2	50.2	0.8	0.0	-0.2	64.3	-247.2	0.0	-6.3	0.0	0.0	-0.4	-0.4
4/23/2007 8:44	5.2	50.2	0.9	0.0	-0.2	71.0	-245.7	1.5	-6.3	0.0	0.0	-0.4	-0.3
4/23/2007 8:54	5.1	50.2	0.8	0.0	-0.2	60.9	-245.7	1.5	-6.3	0.0	0.0	-0.4	-0.3
4/23/2007 9:04	5.2	50.2	0.9	0.1	-0.2	67.0	-244.2	1.5	-6.3	0.0	0.0	-0.3	-0.3
4/23/2007 9:14	5.2	50.3	0.9	0.1	-0.1	70.0	-247.2	1.5	-6.3	0.0	0.0	-0.3	-0.3
4/23/2007 9:24	5.2	50.2	0.9	0.1	-0.1	68.7	-245.7	1.5	-6.3	0.0	0.0	-0.3	-0.2
4/23/2007 9:34	5.2	50.2	0.9	0.1	-0.1	74.5	-245.7	1.5	-6.3	0.0	0.0	-0.3	-0.2
4/23/2007 9:44	5.2	50.2	0.9	0.1	-0.1	77.1	-245.7	1.5	-6.3	0.0	0.0	-0.3	-0.2
4/23/2007 9:54	5.2	50.2	1.0	0.2	-0.1	78.0	-245.7	1.5	-6.3	0.0	0.0	-0.3	-0.2
4/23/2007 10:04	5.1	50.2	1.0	0.2	0.0	68.5	-245.7	1.5	-6.3	0.0	0.0	-0.3	-0.2
4/23/2007 10:14	5.1	50.2	1.0	0.2	0.0	78.8	-245.7	1.5	-6.3	0.0	0.0	-0.2	-0.2
4/23/2007 10:24	5.1	50.2	1.1	0.2	0.0	71.8	-245.7	3.1	-6.3	0.0	0.0	-0.2	-0.1
4/23/2007 10:34	5.1	50.2	1.1	0.2	0.0	77.2	-245.7	3.1	-6.3	0.0	0.0	-0.2	-0.1

DATE/TIME	AT-100V Prod. Water UF Inlet pH	LT-100V UF Feed Tank Level %	PT-100V UF Prefilter Inlet Pres. psig	PT-101V UF Prefilter Outlet Press. psig	PT-102V UF Unit Inlet Press. psig	TT-100V UF Unit Inlet Temp °F	AT-201V UF Unit pH Nano Stor	AT-200V Prod. Water Conductivity micromhos	FT-200V UF Unit Perm. Flow gpm	FT-201V UF Unit Conc. Flow gpm	FT-202V UF Unit Recycle Flow gpm	PT-200V UF Outlet Perm. Pres. psig	PT-201V UF Outlet Conc. Press psig
4/23/2007 10:44	5.1	50.2	1.1	0.3	0.0	76.3	-245.7	1.5	-6.3	0.0	0.0	-0.2	-0.1
4/23/2007 10:54	5.1	50.1	1.1	0.3	0.1	75.7	-245.7	1.5	-6.3	0.0	0.0	-0.2	0.0
4/23/2007 11:04	5.1	50.2	1.1	0.3	0.1	75.2	-245.7	3.1	-6.3	0.0	0.0	-0.2	0.0
4/23/2007 11:14	5.1	50.2	1.1	0.3	0.1	82.8	-244.2	1.5	-6.3	0.0	0.0	-0.1	0.0
4/23/2007 11:24	5.1	50.2	1.2	0.3	0.1	81.1	-245.7	1.5	-6.3	0.0	0.0	-0.1	0.0
4/23/2007 11:34	5.1	50.2	1.2	0.3	0.1	77.9	-245.7	1.5	-6.3	0.0	0.0	-0.1	0.0
4/23/2007 11:44	5.1	50.2	1.2	0.4	0.1	83.5	-245.7	1.5	-6.3	0.0	0.0	-0.1	0.1
4/23/2007 11:54	5.1	50.1	1.2	0.4	0.1	79.3	-245.7	3.1	-6.3	0.0	0.0	-0.1	0.1
4/23/2007 12:04	5.1	50.1	1.2	0.4	0.2	77.6	-244.2	1.5	-6.3	0.0	0.0	-0.1	0.1
4/23/2007 12:14	5.1	50.1	1.3	0.4	0.2	82.4	-245.7	3.1	-6.3	0.0	0.0	0.0	0.1
4/23/2007 12:24	5.1	50.1	1.3	0.4	0.2	79.4	-245.7	3.1	-6.3	0.0	0.0	0.0	0.1
4/23/2007 12:34	5.0	50.3	1.3	0.4	0.2	73.4	-245.7	3.1	-6.3	0.0	0.0	0.0	0.2
4/23/2007 12:44	5.1	50.2	1.3	0.5	0.2	77.8	-245.7	3.1	-6.3	0.0	0.0	0.0	0.2
4/23/2007 12:54	5.1	50.2	1.3	0.5	0.2	82.6	-244.2	3.1	-6.3	0.0	0.0	0.0	0.2
4/23/2007 13:04	5.1	50.2	1.3	0.5	0.3	77.5	-245.7	3.1	-6.3	0.0	0.0	0.1	0.2
4/23/2007 13:14	5.1	50.3	1.4	0.5	0.3	75.8	-244.2	3.1	-6.3	0.0	0.0	0.1	0.2
4/23/2007 13:24	5.1	50.1	1.4	0.5	0.3	82.8	-245.7	3.1	-6.3	0.0	0.0	0.1	0.3
4/23/2007 13:34	5.1	50.2	1.4	0.6	0.4	72.0	-244.2	3.1	-6.3	0.0	0.0	0.1	0.3
4/23/2007 13:44	5.1	50.2	1.4	0.6	0.4	87.5	-244.2	1.5	-6.3	0.0	0.0	0.2	0.3
4/23/2007 13:54	5.1	50.2	1.5	0.6	0.4	78.1	-245.7	3.1	-6.3	0.0	0.0	0.2	0.4
4/23/2007 14:04	5.1	50.2	1.5	0.7	0.4	77.0	-245.7	3.1	-6.3	0.0	0.0	0.2	0.4
4/23/2007 14:14	5.1	50.2	1.5	0.7	0.4	88.5	-244.2	3.1	-6.3	0.0	0.0	0.2	0.4
4/23/2007 14:24	5.1	50.2	1.6	0.7	0.4	89.3	-245.7	3.1	-6.3	0.0	0.0	0.3	0.4
4/23/2007 14:34	5.1	50.2	1.6	0.7	0.5	76.4	-244.2	3.1	-6.3	0.0	0.0	0.3	0.4
4/23/2007 14:44	5.1	50.2	1.6	0.8	0.5	93.5	-245.7	1.5	-6.3	0.0	0.0	0.3	0.5
4/23/2007 14:54	5.1	50.1	1.7	0.8	0.5	85.6	-245.7	3.1	-6.3	0.0	0.0	0.3	0.5
4/23/2007 15:04	5.2	50.2	1.7	0.8	0.6	80.4	-244.2	3.1	-6.3	0.0	0.0	0.3	0.5
4/23/2007 15:14	5.2	50.2	1.7	0.8	0.6	91.3	-244.2	3.1	-6.3	0.0	0.0	0.3	0.5
4/23/2007 15:24	5.2	50.2	1.7	0.8	0.5	76.0	-244.2	3.1	-6.3	0.0	0.0	0.4	0.5
4/23/2007 15:34	5.2	50.2	1.7	0.8	0.5	82.2	-245.7	3.1	-6.3	0.0	0.0	0.4	0.5
4/23/2007 15:44	5.2	50.2	1.7	0.8	0.6	83.2	-244.2	3.1	-6.3	0.0	0.0	0.4	0.5
4/23/2007 15:54	5.2	50.2	1.7	0.8	0.5	81.7	6.1	3.1	-6.3	0.0	0.0	0.3	0.5
4/23/2007 16:04	5.2	50.2	1.7	0.8	0.5	85.7	-244.2	3.1	-6.3	0.0	0.0	0.3	0.5
4/23/2007 16:14	5.2	50.2	1.7	0.8	0.6	88.6	-244.2	3.1	-6.3	0.0	0.0	0.3	0.5
4/23/2007 16:24	5.2	50.2	1.7	0.8	0.6	90.5	-245.7	4.6	-6.3	0.0	0.0	0.3	0.5
4/23/2007 16:34	5.2	50.3	1.7	0.8	0.6	84.0	-244.2	3.1	-6.3	0.0	0.0	0.4	0.5
4/23/2007 16:44	5.2	50.1	1.7	0.8	0.6	92.9	-244.2	3.1	-6.3	0.0	0.0	0.4	0.5
4/23/2007 16:54	5.2	50.2	1.7	0.8	0.6	91.8	-244.2	3.1	-6.3	0.0	0.0	0.4	0.5
4/23/2007 17:04	5.2	50.1	1.7	0.8	0.6	96.1	-245.7	3.1	-6.3	0.0	0.0	0.3	0.5
4/23/2007 17:14	5.2	50.3	1.7	0.8	0.6	83.8	-244.2	3.1	-6.3	0.0	0.0	0.3	0.5
4/23/2007 17:24	5.2	50.2	1.7	0.8	0.6	81.2	-244.2	3.1	-6.3	0.0	0.0	0.3	0.5
4/23/2007 17:34	5.2	50.2	1.7	0.8	0.5	93.4	-244.2	3.1	-6.3	0.0	0.0	0.3	0.5
4/23/2007 17:44	5.2	50.2	1.6	0.8	0.6	88.2	-245.7	3.1	-6.3	0.0	0.0	0.4	0.5
4/23/2007 17:54	5.2	50.2	1.7	0.8	0.6	90.0	-244.2	4.6	-6.3	0.0	0.0	0.4	0.5
4/23/2007 18:04	5.2	50.3	1.7	0.8	0.5	76.4	-244.2	3.1	-6.3	0.0	0.0	0.4	0.5
4/23/2007 18:14	5.2	50.3	1.7	0.8	0.6	84.8	-245.7	3.1	-6.3	0.0	0.0	0.3	0.5
4/23/2007 18:24	5.2	50.2	1.7	0.8	0.5	83.4	-244.2	3.1	-6.3	0.0	0.0	0.3	0.5
4/23/2007 18:34	5.2	50.2	1.7	0.8	0.6	84.8	-244.2	3.1	-6.3	0.0	0.0	0.3	0.5
4/23/2007 18:44	5.2	50.2	1.7	0.8	0.6	88.1	-244.2	3.1	-6.3	0.0	0.0	0.4	0.5
4/23/2007 18:54	5.2	50.3	1.7	0.8	0.6	85.6	-245.7	3.1	-6.3	0.0	0.0	0.4	0.5
4/23/2007 19:04	5.2	50.3	1.7	0.8	0.5	78.3	-245.7	3.1	-6.3	0.0	0.0	0.4	0.5
4/23/2007 19:14	5.2	50.3	1.7	0.8	0.6	78.4	-244.2	3.1	-6.3	0.0	0.0	0.4	0.5
4/23/2007 19:24	5.2	50.3	1.7	0.8	0.6	82.5	-244.2	3.1	-6.3	0.0	0.0	0.4	0.5
4/23/2007 19:34	5.2	50.3	1.6	0.8	0.6	82.2	-244.2	3.1	-6.3	0.0	0.0	0.4	0.5
4/23/2007 19:44	5.2	50.3	1.6	0.8	0.6	88.5	-244.2	3.1	-6.3	0.0	0.0	0.3	0.5
4/23/2007 19:54	5.2	50.3	1.7	0.8	0.6	78.4	-245.7	1.5	-6.3	0.0	0.0	0.4	0.5

DATE/TIME	AT-100V Prod. Water UF Inlet pH	LT-100V UF Feed Tank Level %	PT-100V UF Prefilter Inlet Pres. psig	PT-101V UF Prefilter Outlet Press. psig	PT-102V UF Unit Inlet Press. psig	TT-100V UF Unit Inlet Temp °F	AT-201V UF Unit pH Nano Stor	AT-200V Prod. Water Conductivity micromhos	FT-200V UF Unit Perm. Flow gpm	FT-201V UF Unit Conc. Flow gpm	FT-202V UF Unit Recycle Flow gpm	PT-200V UF Outlet Perm. Pres. psig	PT-201V UF Outlet Conc. Press psig
4/23/2007 20:04	5.2	50.3	1.7	0.8	0.5	74.5	-245.7	3.1	-6.3	0.0	0.0	0.4	0.5
4/23/2007 20:14	5.2	50.3	1.6	0.8	0.5	86.6	-244.2	3.1	-6.3	0.0	0.0	0.4	0.5
4/23/2007 20:24	5.2	50.3	1.6	0.8	0.6	72.8	-244.2	1.5	-6.3	0.0	0.0	0.4	0.5
4/23/2007 20:34	5.2	50.3	1.6	0.8	0.6	75.5	-245.7	3.1	-6.3	0.0	0.0	0.4	0.5
4/23/2007 20:44	5.2	50.3	1.6	0.8	0.6	75.8	-244.2	3.1	-6.3	0.0	0.0	0.4	0.5
4/23/2007 20:54	5.2	50.3	1.6	0.8	0.6	70.1	-244.2	1.5	-6.3	0.0	0.0	0.4	0.5
4/23/2007 21:04	5.2	50.3	1.6	0.8	0.5	77.2	-245.7	3.1	-6.3	0.0	0.0	0.4	0.5
4/23/2007 21:14	5.2	50.3	1.6	0.8	0.5	77.5	-244.2	3.1	-6.3	0.0	0.0	0.4	0.4
4/23/2007 21:24	5.2	50.3	1.6	0.7	0.5	65.6	-245.7	3.1	-6.3	0.0	0.0	0.3	0.4
4/23/2007 21:34	5.1	50.3	1.6	0.7	0.5	65.6	-245.7	3.1	-6.3	0.0	0.0	0.3	0.4
4/23/2007 21:44	5.2	50.3	1.5	0.7	0.5	67.8	-245.7	1.5	-6.3	0.0	0.0	0.3	0.4
4/23/2007 21:54	5.1	50.3	1.5	0.7	0.5	61.0	-245.7	1.5	-6.3	0.0	0.0	0.3	0.4
4/23/2007 22:04	5.1	50.3	1.5	0.7	0.4	78.6	-245.7	3.1	-6.3	0.0	0.0	0.3	0.3
4/23/2007 22:14	5.1	50.2	1.4	0.6	0.4	69.3	-245.7	3.1	-6.3	0.0	0.0	0.3	0.3
4/23/2007 22:24	5.1	50.2	1.4	0.6	0.4	64.3	-245.7	1.5	-6.3	0.0	0.0	0.2	0.3
4/23/2007 22:34	5.1	50.2	1.4	0.6	0.4	68.7	-245.7	3.1	-6.3	0.0	0.0	0.2	0.3
4/23/2007 22:44	5.1	50.2	1.4	0.6	0.3	68.0	-244.2	3.1	-6.3	0.0	0.0	0.2	0.2
4/23/2007 22:54	5.1	50.3	1.3	0.5	0.3	58.1	-245.7	1.5	-6.3	0.0	0.0	0.2	0.2
4/23/2007 23:04	5.1	50.2	1.3	0.5	0.3	68.2	-245.7	1.5	-6.3	0.0	0.0	0.2	0.2
4/23/2007 23:14	5.1	50.3	1.3	0.5	0.3	75.8	-245.7	3.1	-6.3	0.0	0.0	0.2	0.2
4/23/2007 23:24	5.1	50.2	1.3	0.5	0.3	57.3	-245.7	1.5	-6.3	0.0	0.0	0.1	0.1
4/23/2007 23:34	5.1	50.2	1.3	0.5	0.2	65.9	-245.7	1.5	-6.3	0.0	0.0	0.1	0.1
4/23/2007 23:44	5.1	50.2	1.2	0.4	0.2	62.4	-245.7	3.1	-6.3	0.0	0.0	0.1	0.1
4/23/2007 23:54	5.1	50.2	1.2	0.4	0.2	68.4	-245.7	1.5	-6.3	0.0	0.0	0.1	0.1
4/24/2007 0:04	5.1	50.2	1.2	0.4	0.2	69.4	-245.7	1.5	-6.3	0.0	0.0	0.0	0.1
4/24/2007 0:14	5.1	50.2	1.2	0.4	0.2	61.1	-245.7	1.5	-6.3	0.0	0.0	0.0	0.0
4/24/2007 0:24	5.1	50.2	1.2	0.4	0.2	65.3	-245.7	3.1	-6.3	0.0	0.0	0.0	0.0
4/24/2007 0:34	5.1	50.2	1.2	0.4	0.2	68.2	-245.7	1.5	-6.3	0.0	0.0	0.0	0.0
4/24/2007 0:44	5.2	50.2	1.2	0.4	0.2	64.1	-247.2	3.1	-6.3	0.0	0.0	0.0	0.0
4/24/2007 0:54	5.1	50.2	1.2	0.4	0.2	74.3	-245.7	1.5	-6.3	0.0	0.0	0.0	0.0
4/24/2007 1:04	5.1	50.2	1.1	0.4	0.1	56.0	-245.7	1.5	-6.3	0.0	0.0	0.0	0.0
4/24/2007 1:14	5.2	50.2	1.1	0.3	0.1	63.4	-245.7	3.1	-6.3	0.0	0.0	0.0	0.0
4/24/2007 1:24	5.1	50.1	1.1	0.3	0.1	68.2	-247.2	1.5	-6.3	0.0	0.0	-0.1	0.0
4/24/2007 1:34	5.1	50.1	1.1	0.3	0.1	71.4	-245.7	1.5	-6.3	0.0	0.0	-0.1	0.0
4/24/2007 1:44	5.2	50.1	1.1	0.3	0.1	65.4	-245.7	1.5	-6.3	0.0	0.0	-0.1	0.0
4/24/2007 1:54	5.2	50.2	1.1	0.3	0.1	60.1	-245.7	1.5	-6.3	0.0	0.0	-0.1	-0.1
4/24/2007 2:04	5.1	50.1	1.1	0.3	0.1	69.5	-245.7	1.5	-6.3	0.0	0.0	-0.1	-0.1
4/24/2007 2:14	5.2	50.2	1.1	0.3	0.1	68.7	-245.7	1.5	-6.3	0.0	0.0	-0.1	-0.1
4/24/2007 2:24	5.2	50.1	1.1	0.3	0.1	60.5	-245.7	1.5	-6.3	0.0	0.0	-0.1	-0.1
4/24/2007 2:34	5.2	50.1	1.0	0.3	0.0	61.9	-245.7	1.5	-6.3	0.0	0.0	-0.2	-0.1
4/24/2007 2:45	5.2	50.2	1.1	0.2	0.0	66.4	-247.2	1.5	-6.3	0.0	0.0	-0.2	-0.1
4/24/2007 2:55	5.1	50.2	1.0	0.2	0.0	66.7	-245.7	1.5	-6.3	0.0	0.0	-0.2	-0.1
4/24/2007 3:05	5.1	50.2	1.0	0.2	0.0	74.0	-245.7	1.5	-6.3	0.0	0.0	-0.2	-0.2
4/24/2007 3:15	5.1	50.3	1.0	0.2	0.0	52.7	-245.7	1.5	-6.3	0.0	0.0	-0.2	-0.2
4/24/2007 3:25	5.2	50.2	0.9	0.1	-0.1	56.6	-245.7	1.5	-6.3	0.0	0.0	-0.2	-0.2
4/24/2007 3:35	5.2	50.2	0.9	0.1	-0.1	59.7	-247.2	1.5	-6.3	0.0	0.0	-0.3	-0.3
4/24/2007 3:45	5.2	50.2	0.9	0.1	-0.1	52.7	-247.2	1.5	-6.3	0.0	0.0	-0.3	-0.3
4/24/2007 3:55	5.2	50.3	0.8	0.1	-0.1	59.1	-245.7	1.5	-6.3	0.0	0.0	-0.3	-0.3
4/24/2007 4:05	5.2	50.1	0.8	0.0	-0.2	48.2	-247.2	1.5	-6.3	0.0	0.0	-0.3	-0.4
4/24/2007 4:15	5.2	50.1	0.8	0.0	-0.2	60.9	-247.2	1.5	-6.3	0.0	0.0	-0.3	-0.4
4/24/2007 4:25	5.2	50.1	0.7	0.0	-0.2	57.7	-245.7	1.5	-6.3	0.0	0.0	-0.3	-0.4
4/24/2007 4:35	5.2	50.2	0.7	0.0	-0.2	52.4	-247.2	1.5	-6.3	0.0	0.0	-0.4	-0.4
4/24/2007 4:45	5.1	50.2	0.7	0.0	-0.2	55.2	-245.7	1.5	-6.3	0.0	0.0	-0.4	-0.4
4/24/2007 4:55	5.2	50.1	0.7	-0.1	-0.2	58.5	-245.7	1.5	-6.3	0.0	0.0	-0.4	-0.5
4/24/2007 5:05	5.2	50.2	0.7	0.0	-0.2	46.8	-247.2	1.5	-6.3	0.0	0.0	-0.4	-0.4
4/24/2007 5:15	5.2	50.1	0.7	0.0	-0.3	59.5	-247.2	1.5	-6.3	0.0	0.0	-0.3	-0.5

DATE/TIME	AT-100V Prod. Water UF Inlet pH	LT-100V UF Feed Tank Level %	PT-100V UF Prefilter Inlet Pres. psig	PT-101V UF Prefilter Outlet Press. psig	PT-102V UF Unit Inlet Press. psig	TT-100V UF Unit Inlet Temp °F	AT-201V UF Unit pH Nano Stor	AT-200V Prod. Water Conductivity micromhos	FT-200V UF Unit Perm. Flow gpm	FT-201V UF Unit Conc. Flow gpm	FT-202V UF Unit Recycle Flow gpm	PT-200V UF Outlet Perm. Pres. psig	PT-201V UF Outlet Conc. Press psig
4/24/2007 5:25	5.2	50.1	0.7	-0.1	-0.3	49.2	-247.2	3.1	-6.3	0.0	0.0	-0.4	-0.5
4/24/2007 5:35	5.2	50.1	0.7	-0.1	-0.2	51.3	-247.2	1.5	-6.3	0.0	0.0	-0.3	-0.5
4/24/2007 5:45	5.2	50.1	0.7	0.0	-0.2	60.9	-241.1	1.5	-6.3	0.0	0.0	-0.4	-0.5
4/24/2007 5:55	5.2	50.1	0.7	-0.1	-0.2	59.2	-245.7	1.5	-6.3	0.0	0.0	-0.4	-0.5
4/24/2007 6:05	5.2	50.1	0.7	-0.1	-0.3	46.0	-247.2	1.5	-6.3	0.0	0.0	-0.4	-0.5
4/24/2007 6:15	5.2	50.1	0.7	-0.1	-0.2	48.7	-245.7	0.0	-6.3	0.0	0.0	-0.4	-0.5
4/24/2007 6:25	5.2	50.1	0.7	-0.1	-0.3	58.5	-247.2	1.5	-6.3	0.0	0.0	-0.4	-0.5
4/24/2007 6:35	5.2	50.1	0.7	-0.1	-0.3	46.5	-247.2	0.0	-6.3	0.0	0.0	-0.4	-0.5
4/24/2007 6:45	5.2	50.0	0.7	-0.1	-0.3	48.4	-247.2	0.0	-6.3	0.0	0.0	-0.4	-0.5
4/24/2007 6:55	5.2	50.0	0.7	-0.1	-0.2	48.3	-247.2	0.0	-6.3	0.0	0.0	-0.4	-0.5
4/24/2007 7:05	5.2	50.1	0.7	-0.1	-0.3	60.9	-247.2	0.0	-6.3	0.0	0.0	-0.4	-0.5
4/24/2007 7:15	5.2	50.1	0.7	-0.1	-0.2	52.7	-245.7	1.5	-6.3	0.0	0.0	-0.4	-0.5
4/24/2007 7:25	5.2	50.0	0.7	0.0	-0.3	67.2	-247.2	1.5	-6.3	0.0	0.0	-0.4	-0.5
4/24/2007 7:35	5.2	50.1	0.7	0.0	-0.2	56.3	3.1	1.5	-6.3	0.0	0.0	-0.4	-0.5
4/24/2007 7:45	5.2	50.0	0.7	0.0	-0.3	71.6	-247.2	1.5	-6.3	0.0	0.0	-0.4	-0.4
4/24/2007 7:55	5.2	50.0	0.7	0.0	-0.2	61.9	-247.2	0.0	-6.3	0.0	0.0	-0.4	-0.4
4/24/2007 8:05	5.2	50.0	0.7	0.0	-0.2	53.3	-247.2	1.5	-6.3	0.0	0.0	-0.4	-0.5
4/24/2007 8:15	5.2	50.0	0.7	0.0	-0.2	59.7	-247.2	0.0	-6.3	0.0	0.0	-0.4	-0.4
4/24/2007 8:25	5.2	50.0	0.7	0.0	-0.2	68.8	-245.7	1.5	-6.3	0.0	0.0	-0.4	-0.4
4/24/2007 8:35	5.2	50.0	0.8	0.0	-0.3	52.2	-247.2	1.5	-6.3	0.0	0.0	-0.4	-0.4
4/24/2007 8:45	5.2	50.0	0.7	0.0	-0.2	61.7	-245.7	1.5	-6.3	0.0	0.0	-0.4	-0.4
4/24/2007 8:55	5.2	50.0	0.8	0.0	-0.2	60.8	-247.2	0.0	-6.3	0.0	0.0	-0.4	-0.4
4/24/2007 9:05	5.2	49.9	0.8	0.0	-0.2	60.9	-247.2	1.5	-6.3	0.0	0.0	-0.4	-0.4
4/24/2007 9:15	5.2	49.9	0.8	0.0	-0.2	58.1	-245.7	1.5	-6.3	0.0	0.0	-0.4	-0.4
4/24/2007 9:25	5.2	50.0	0.8	0.0	-0.2	67.5	-245.7	1.5	-6.3	0.0	0.0	-0.4	-0.4
4/24/2007 9:35	5.2	49.9	0.8	0.0	-0.2	61.0	-245.7	1.5	-6.3	0.0	0.0	-0.4	-0.4
4/24/2007 9:45	5.2	49.8	0.8	0.0	-0.2	66.7	-247.2	1.5	-6.3	0.0	0.0	-0.4	-0.4
4/24/2007 9:55	5.2	49.9	0.8	0.0	-0.2	58.6	-245.7	1.5	-6.3	0.0	0.0	-0.4	-0.4
4/24/2007 10:05	5.2	49.9	0.8	0.0	-0.2	69.5	-245.7	1.5	-6.3	0.0	0.0	-0.4	-0.4
4/24/2007 10:15	5.2	49.9	0.8	0.0	-0.2	69.5	-245.7	1.5	-6.3	0.0	0.0	-0.4	-0.4
4/24/2007 10:25	5.2	50.0	0.8	0.0	-0.2	63.4	-245.7	1.5	-6.3	0.0	0.0	-0.3	-0.3
4/24/2007 10:35	5.2	49.9	0.8	0.0	-0.2	67.4	-245.7	1.5	-6.3	0.0	0.0	-0.3	-0.3
4/24/2007 10:45	5.1	49.9	0.8	0.0	-0.2	69.7	-245.7	1.5	-6.3	0.0	0.0	-0.3	-0.3
4/24/2007 10:55	5.2	50.0	0.8	0.0	-0.2	78.4	-245.7	1.5	-6.3	0.0	0.0	-0.4	-0.3
4/24/2007 11:05	5.2	49.9	0.8	0.0	-0.2	66.3	-247.2	1.5	-6.3	0.0	0.0	-0.4	-0.3
4/24/2007 11:15	5.2	50.0	0.9	0.1	-0.2	74.9	-245.7	1.5	-6.3	0.0	0.0	-0.4	-0.3
4/24/2007 11:25	5.1	50.0	0.9	0.1	-0.2	68.2	-245.7	1.5	-6.3	0.0	0.0	-0.3	-0.3
4/24/2007 11:35	5.1	49.9	0.9	0.1	-0.2	70.1	-245.7	1.5	-6.3	0.0	0.0	-0.3	-0.3
4/24/2007 11:45	5.1	49.9	0.9	0.1	-0.2	66.7	-245.7	1.5	-6.3	0.0	0.0	-0.3	-0.3
4/24/2007 11:55	5.1	49.9	0.9	0.1	-0.1	72.8	-245.7	3.1	-6.3	0.0	0.0	-0.3	-0.3
4/24/2007 12:05	5.1	49.8	0.9	0.1	-0.1	66.9	-245.7	1.5	-6.3	0.0	0.0	-0.3	-0.2
4/24/2007 12:15	5.1	50.0	0.9	0.1	-0.1	64.5	-245.7	1.5	-6.3	0.0	0.0	-0.3	-0.2
4/24/2007 12:25	5.1	49.9	0.9	0.1	-0.1	73.6	-245.7	1.5	-6.3	0.0	0.0	-0.3	-0.2
4/24/2007 12:35	5.2	49.9	1.0	0.1	-0.1	71.1	-245.7	3.1	-6.3	0.0	0.0	-0.3	-0.2
4/24/2007 12:45	5.1	49.9	1.0	0.2	-0.1	78.5	-245.7	1.5	-6.3	0.0	0.0	-0.3	-0.2
4/24/2007 12:55	5.1	49.8	1.0	0.2	-0.1	66.5	-245.7	1.5	-6.3	0.0	0.0	-0.3	-0.2
4/24/2007 13:05	5.1	49.9	1.0	0.2	0.0	84.8	-245.7	1.5	-6.3	0.0	0.0	-0.2	-0.2
4/24/2007 13:15	5.1	49.8	1.0	0.2	0.0	72.9	-245.7	1.5	-6.3	0.0	0.0	-0.2	-0.2
4/24/2007 13:25	5.1	49.8	1.0	0.2	0.0	75.3	-245.7	1.5	-6.3	0.0	0.0	-0.2	-0.1
4/24/2007 13:35	5.1	49.9	1.1	0.2	0.0	78.5	-247.2	1.5	-6.3	0.0	0.0	-0.1	-0.1
4/24/2007 13:45	5.1	49.6	1.1	0.2	0.0	71.9	-245.7	1.5	-6.3	0.0	0.0	-0.1	-0.1
4/24/2007 13:55	5.2	50.0	1.1	0.3	0.0	76.0	-247.2	1.5	-6.3	0.0	0.0	-0.2	-0.1
4/24/2007 14:05	5.2	49.8	1.1	0.3	0.1	73.8	-245.7	1.5	-6.3	0.0	0.0	-0.2	-0.1
4/24/2007 14:15	5.2	50.0	1.1	0.3	0.1	70.3	-245.7	1.5	-6.3	0.0	0.0	-0.2	-0.1
4/24/2007 14:25	5.2	49.9	1.1	0.3	0.1	71.7	-245.7	1.5	-6.3	0.0	0.0	-0.1	0.0
4/24/2007 14:35	5.2	49.7	1.1	0.3	0.1	71.8	-245.7	1.5	-6.3	0.0	0.0	-0.1	0.0

DATE/TIME	AT-100V Prod. Water UF Inlet pH	LT-100V UF Feed Tank Level %	PT-100V UF Prefilter Inlet Pres. psig	PT-101V UF Prefilter Outlet Press. psig	PT-102V UF Unit Inlet Press. psig	TT-100V UF Unit Inlet Temp °F	AT-201V UF Unit pH Nano Stor	AT-200V Prod. Water Conductivity micromhos	FT-200V UF Unit Perm. Flow gpm	FT-201V UF Unit Conc. Flow gpm	FT-202V UF Unit Recycle Flow gpm	PT-200V UF Outlet Perm. Pres. psig	PT-201V UF Outlet Conc. Press psig
4/24/2007 14:45	5.2	49.9	1.1	0.3	0.1	73.1	-245.7	1.5	-6.3	0.0	0.0	-0.1	0.0
4/24/2007 14:55	5.2	49.7	1.1	0.3	0.1	68.1	-245.7	1.5	-6.3	0.0	0.0	-0.1	0.0
4/24/2007 15:05	5.2	49.8	1.1	0.3	0.1	80.2	-244.2	1.5	-6.3	0.0	0.0	-0.1	0.0
4/24/2007 15:15	5.2	49.9	1.2	0.4	0.1	74.5	4.6	1.5	-6.3	0.0	0.0	-0.1	0.0
4/24/2007 15:25	5.2	49.7	1.2	0.4	0.1	71.2	-245.7	1.5	-6.3	0.0	0.0	-0.1	0.0
4/24/2007 15:35	5.2	49.9	1.2	0.4	0.1	71.7	-245.7	1.5	-6.3	0.0	0.0	-0.1	0.0
4/24/2007 15:45	5.2	49.9	1.2	0.4	0.2	75.9	-245.7	3.1	-6.3	0.0	0.0	0.0	0.1
4/24/2007 15:55	5.2	49.8	1.2	0.4	0.1	66.5	-244.2	3.1	-6.3	0.0	0.0	0.0	0.1
4/24/2007 16:05	5.2	49.9	1.2	0.4	0.2	79.2	-245.7	1.5	-6.3	0.0	0.0	0.0	0.1
4/24/2007 16:15	5.2	49.7	1.2	0.4	0.2	70.3	-244.2	1.5	-6.3	0.0	0.0	0.0	0.0
4/24/2007 16:25	5.2	49.7	1.2	0.4	0.2	79.8	-245.7	3.1	-6.3	0.0	0.0	0.0	0.1
4/24/2007 16:35	5.2	49.6	1.2	0.4	0.2	75.5	-245.7	1.5	-6.3	0.0	0.0	0.0	0.1
4/24/2007 16:45	5.2	49.9	1.2	0.4	0.2	80.8	-245.7	1.5	-6.3	0.0	0.0	0.0	0.1
4/24/2007 16:55	5.2	49.8	1.2	0.4	0.2	60.0	-245.7	3.1	-6.3	0.0	0.0	0.0	0.1
4/24/2007 17:05	5.2	49.8	1.2	0.4	0.2	68.3	-245.7	3.1	-6.3	0.0	0.0	0.0	0.1
4/24/2007 17:15	5.3	49.9	1.2	0.4	0.2	72.6	-245.7	3.1	-6.3	0.0	0.0	0.0	0.1
4/24/2007 17:25	5.3	49.9	1.2	0.4	0.2	73.6	-245.7	1.5	-6.3	0.0	0.0	0.0	0.1
4/24/2007 17:35	5.3	49.9	1.2	0.4	0.2	73.5	-245.7	1.5	-6.3	0.0	0.0	0.0	0.1
4/24/2007 17:45	5.3	49.6	1.2	0.4	0.2	64.5	-245.7	1.5	-6.3	0.0	0.0	0.0	0.1
4/24/2007 17:55	5.3	50.0	1.2	0.4	0.2	64.3	-245.7	3.1	-6.3	0.0	0.0	0.0	0.1
4/24/2007 18:05	5.3	50.0	1.2	0.4	0.2	79.3	-245.7	1.5	-6.3	0.0	0.0	0.0	0.1
4/24/2007 18:15	5.3	49.9	1.2	0.4	0.2	64.4	-245.7	1.5	-6.3	0.0	0.0	0.0	0.1
4/24/2007 18:25	5.9	51.7	59.6	24.5	74.5	41.3	-245.7	3.1	-6.3	5.6	21.1	31.3	69.2
4/24/2007 18:35	5.9	50.2	63.1	19.2	68.9	64.9	-245.7	1.5	-6.3	5.5	20.4	30.3	64.0
4/24/2007 18:45	4.9	49.4	63.3	19.6	69.5	53.6	-245.7	3.1	-6.3	5.5	20.6	31.8	64.5
4/24/2007 18:55	4.8	49.8	63.3	17.4	67.2	54.3	-245.7	1.5	-6.3	5.2	20.4	31.2	62.4
4/24/2007 19:05	5.9	49.9	63.2	14.2	64.2	59.0	-245.7	1.5	-6.3	5.3	20.8	31.4	59.0
4/24/2007 19:15	5.7	50.0	63.2	13.7	63.6	61.4	-245.7	3.1	-6.3	5.1	20.5	31.1	58.2
4/24/2007 19:25	3.6	50.1	63.0	18.4	68.2	57.1	-245.7	3.1	-6.3	5.3	20.2	31.4	63.0
4/24/2007 19:35	5.2	50.1	63.3	14.3	64.7	44.1	-245.7	3.1	-6.3	5.2	20.3	30.3	59.3
4/24/2007 19:45	5.9	50.2	63.5	13.1	63.1	55.2	-245.7	3.1	-6.3	5.3	20.5	30.3	58.0
4/24/2007 19:55	5.6	49.8	63.0	13.3	63.3	50.6	-245.7	1.5	-6.3	5.1	20.1	30.1	58.1
4/24/2007 20:05	3.5	50.0	63.0	17.3	67.1	55.2	-245.7	1.5	-6.3	5.2	20.3	27.8	62.1
4/24/2007 20:15	5.4	50.0	63.3	13.9	63.7	55.0	-245.7	1.5	-6.3	5.3	20.7	29.1	58.6
4/24/2007 20:25	6.0	49.8	63.2	13.3	63.3	49.3	4.6	1.5	-6.3	5.0	20.2	28.9	58.0
4/24/2007 20:35	5.5	50.0	63.1	13.6	63.5	57.5	-245.7	1.5	-6.3	5.1	20.3	29.0	58.7
4/24/2007 20:45	3.5	50.2	63.2	16.9	66.6	60.9	-245.7	3.1	-6.3	5.3	20.6	25.4	61.5
4/24/2007 20:55	5.4	50.1	63.1	14.1	63.7	61.7	-245.7	1.5	-6.3	5.2	20.6	28.0	58.3
4/24/2007 21:05	5.9	50.0	63.3	12.7	62.8	48.9	-245.7	3.1	-6.3	5.2	20.2	27.7	57.8
4/24/2007 21:15	5.4	49.6	63.2	15.1	65.3	59.5	-245.7	1.5	-6.3	5.1	20.5	28.3	59.9
4/24/2007 21:25	3.6	50.1	63.2	17.3	67.2	47.2	-245.7	3.1	-6.3	5.2	20.4	23.7	62.3
4/24/2007 21:35	5.6	50.1	63.4	13.7	63.3	48.8	-245.7	3.1	-6.3	5.1	20.3	27.3	58.4
4/24/2007 21:45	5.9	50.3	63.2	12.8	63.1	42.8	-245.7	1.5	-6.3	5.3	20.3	26.9	58.0
4/24/2007 21:55	5.3	50.0	63.3	16.0	65.7	40.0	-247.2	1.5	-6.3	5.3	20.6	27.6	60.8
4/24/2007 22:05	3.7	50.0	63.2	17.1	67.2	49.1	-245.7	1.5	-6.3	5.4	20.5	22.7	62.1
4/24/2007 22:15	5.6	50.1	63.3	13.5	63.2	38.0	-245.7	1.5	-6.3	5.2	20.4	26.6	58.6
4/24/2007 22:25	5.9	50.1	63.5	13.5	63.5	49.5	-245.7	1.5	-6.3	5.1	20.4	26.2	58.3
4/24/2007 22:35	5.2	49.6	63.3	16.6	66.6	59.5	-245.7	3.1	-6.3	5.2	20.3	26.8	61.3
4/24/2007 22:45	3.8	50.0	63.7	16.8	67.0	45.0	-245.7	1.5	-6.3	5.2	20.6	22.2	61.7
4/24/2007 22:55	5.7	49.6	63.5	13.7	64.2	39.1	-247.2	1.5	-6.3	5.2	20.4	25.7	58.6
4/24/2007 23:05	5.9	50.3	63.6	13.9	63.7	37.1	-245.7	1.5	-6.3	5.0	20.3	25.4	58.6
4/24/2007 23:15	5.0	50.5	63.2	16.4	65.9	46.4	-245.7	0.0	-6.3	5.2	20.7	25.9	61.5
4/24/2007 23:25	3.9	50.1	63.2	16.7	66.4	35.0	-245.7	3.1	-6.3	5.1	20.3	21.1	61.6
4/24/2007 23:35	5.7	50.0	63.5	14.0	63.6	41.6	-245.7	1.5	-6.3	5.1	20.4	24.9	58.7
4/24/2007 23:45	5.9	50.3	63.4	14.3	63.7	25.4	-245.7	1.5	-6.3	5.1	20.2	24.6	58.5
4/24/2007 23:55	5.1	50.1	2.4	1.0	0.7	47.7	-247.2	3.1	-6.3	0.0	0.0	0.9	0.7

DATE/TIME	AT-100V Prod. Water UF Inlet pH	LT-100V UF Feed Tank Level %	PT-100V UF Prefilter Inlet Pres. psig	PT-101V UF Prefilter Outlet Press. psig	PT-102V UF Unit Inlet Press. psig	TT-100V UF Unit Inlet Temp °F	AT-201V UF Unit pH Nano Stor	AT-200V Prod. Water Conductivity micromhos	FT-200V UF Unit Perm. Flow gpm	FT-201V UF Unit Conc. Flow gpm	FT-202V UF Unit Recycle Flow gpm	PT-200V UF Outlet Perm. Pres. psig	PT-201V UF Outlet Conc. Press psig
4/25/2007 0:05	5.1	50.1	1.6	0.7	0.5	39.0	-245.7	1.5	-6.3	0.0	0.0	0.4	0.4
4/25/2007 0:15	5.1	50.0	1.6	0.7	0.5	43.4	-247.2	1.5	-6.3	0.0	0.0	0.4	0.4
4/25/2007 0:25	5.1	50.0	1.5	0.7	0.5	41.2	-247.2	1.5	-6.3	0.0	0.0	0.4	0.4
4/25/2007 0:35	5.1	50.1	1.5	0.7	0.5	52.2	-245.7	1.5	-6.3	0.0	0.0	0.3	0.3
4/25/2007 0:45	5.1	50.0	1.4	0.7	0.4	44.6	-245.7	1.5	-6.3	0.0	0.0	0.3	0.3
4/25/2007 0:55	5.0	50.0	1.4	0.6	0.4	56.4	-245.7	1.5	-6.3	0.0	0.0	0.3	0.3
4/25/2007 1:05	5.1	50.0	1.4	0.6	0.4	54.0	-247.2	1.5	-6.3	0.0	0.0	0.3	0.2
4/25/2007 1:15	5.1	50.0	1.4	0.6	0.4	64.0	-245.7	0.0	-6.3	0.0	0.0	0.2	0.2
4/25/2007 1:25	5.1	50.0	1.3	0.6	0.4	59.0	-245.7	1.5	-6.3	0.0	0.0	0.2	0.2
4/25/2007 1:35	5.1	50.1	1.3	0.5	0.3	46.7	-247.2	1.5	-6.3	0.0	0.0	0.2	0.2
4/25/2007 1:45	5.1	50.1	1.3	0.5	0.3	63.0	4.6	1.5	-6.3	0.0	0.0	0.1	0.1
4/25/2007 1:55	5.1	50.1	1.3	0.5	0.3	60.5	-247.2	1.5	-6.3	0.0	0.0	0.1	0.1
4/25/2007 2:05	5.1	50.1	1.2	0.5	0.3	61.1	-247.2	1.5	-6.3	0.0	0.0	0.1	0.1
4/25/2007 2:15	5.1	50.0	1.2	0.4	0.2	62.9	-245.7	1.5	-6.3	0.0	0.0	0.1	0.1
4/25/2007 2:25	5.1	50.1	1.2	0.4	0.2	60.4	-245.7	1.5	-6.3	0.0	0.0	0.1	0.0
4/25/2007 2:35	5.1	50.1	1.2	0.4	0.2	55.1	-247.2	1.5	-6.3	0.0	0.0	0.0	0.0
4/25/2007 2:45	5.1	50.0	1.1	0.4	0.1	50.0	-247.2	1.5	-6.3	0.0	0.0	0.0	0.0
4/25/2007 2:55	5.1	50.0	1.1	0.3	0.1	57.9	-245.7	1.5	-6.3	0.0	0.0	0.0	-0.1
4/25/2007 3:05	5.1	50.0	1.1	0.3	0.1	44.3	-247.2	1.5	-6.3	0.0	0.0	0.0	-0.1
4/25/2007 3:15	5.1	50.0	1.0	0.3	0.1	55.3	-247.2	1.5	-6.3	0.0	0.0	0.0	-0.1
4/25/2007 3:25	5.1	50.1	1.0	0.3	0.0	37.1	-247.2	1.5	-6.3	0.0	0.0	0.0	-0.2
4/25/2007 3:35	5.1	50.0	0.9	0.2	0.0	49.2	-245.7	0.0	-6.3	0.0	0.0	-0.1	-0.2
4/25/2007 3:45	5.1	50.0	0.9	0.2	0.0	53.5	-247.2	1.5	-6.3	0.0	0.0	-0.2	-0.2
4/25/2007 3:55	5.1	50.0	0.9	0.2	-0.1	45.8	-247.2	0.0	-6.3	0.0	0.0	-0.2	-0.3
4/25/2007 4:05	5.1	50.0	0.9	0.1	-0.1	53.4	-247.2	0.0	-6.3	0.0	0.0	-0.2	-0.3
4/25/2007 4:15	5.1	50.0	0.8	0.1	-0.1	44.8	-247.2	0.0	-6.3	0.0	0.0	-0.2	-0.4
4/25/2007 4:25	5.2	49.9	0.8	0.0	-0.2	45.1	-247.2	0.0	-6.3	0.0	0.0	-0.3	-0.4
4/25/2007 4:35	5.2	50.0	0.8	0.0	-0.2	51.2	-247.2	1.5	-6.3	0.0	0.0	-0.3	-0.4
4/25/2007 4:45	5.2	49.9	0.7	0.0	-0.2	46.6	-247.2	1.5	-6.3	0.0	0.0	-0.4	-0.5
4/25/2007 4:55	5.2	49.9	0.7	0.0	-0.2	54.8	-247.2	1.5	-6.3	0.0	0.0	-0.4	-0.5
4/25/2007 5:05	5.2	50.0	0.7	0.0	-0.2	44.5	-247.2	0.0	-6.3	0.0	0.0	-0.3	-0.5
4/25/2007 5:15	5.1	50.0	0.7	-0.1	-0.3	54.9	-247.2	1.5	-6.3	0.0	0.0	-0.3	-0.5
4/25/2007 5:25	5.2	49.9	0.7	-0.1	-0.3	42.7	-245.7	1.5	-6.3	0.0	0.0	-0.3	-0.5
4/25/2007 5:35	5.2	49.9	0.7	-0.1	-0.3	56.6	-247.2	0.0	-6.3	0.0	0.0	-0.4	-0.5
4/25/2007 5:45	5.2	49.9	0.7	-0.1	-0.3	44.0	-247.2	1.5	-6.3	0.0	0.0	-0.4	-0.5
4/25/2007 5:55	5.2	49.9	0.7	-0.1	-0.3	56.0	-247.2	0.0	-6.3	0.0	0.0	-0.4	-0.5
4/25/2007 6:05	5.2	49.9	0.7	-0.1	-0.3	59.4	-247.2	0.0	-6.3	0.0	0.0	-0.4	-0.5
4/25/2007 6:15	5.2	49.9	0.7	-0.1	-0.3	37.7	-247.2	0.0	-6.3	0.0	0.0	-0.4	-0.5
4/25/2007 6:25	5.2	49.9	0.7	-0.1	-0.3	53.8	-247.2	0.0	-6.3	0.0	0.0	-0.4	-0.5
4/25/2007 6:35	5.2	49.9	0.7	-0.1	-0.3	55.2	-247.2	1.5	-6.3	0.0	0.0	-0.4	-0.5
4/25/2007 6:45	5.2	50.0	0.7	-0.1	-0.3	47.9	-247.2	0.0	-6.3	0.0	0.0	-0.4	-0.5
4/25/2007 6:55	5.2	49.9	0.7	-0.1	-0.3	49.8	-247.2	0.0	-6.3	0.0	0.0	-0.4	-0.5
4/25/2007 7:05	5.2	49.9	0.7	-0.1	-0.3	33.4	-247.2	0.0	-6.3	0.0	0.0	-0.4	-0.5
4/25/2007 7:15	5.2	49.8	0.7	-0.1	-0.3	48.9	-247.2	0.0	-6.3	0.0	0.0	-0.4	-0.5
4/25/2007 7:25	5.2	49.9	0.7	-0.1	-0.3	49.6	-247.2	1.5	-6.3	0.0	0.0	-0.4	-0.5
4/25/2007 7:35	5.2	49.9	0.7	0.0	-0.3	52.3	-247.2	0.0	-6.3	0.0	0.0	-0.4	-0.5
4/25/2007 7:45	5.2	49.9	0.7	0.0	-0.3	53.2	-184.6	1.5	-6.3	0.0	0.0	-0.4	-0.5
4/25/2007 7:55	5.2	49.9	0.7	0.0	-0.3	57.1	-247.2	0.0	-6.3	0.0	0.0	-0.4	-0.5
4/25/2007 8:05	5.1	49.9	0.7	0.0	-0.3	51.4	-247.2	1.5	-6.3	0.0	0.0	-0.4	-0.5
4/25/2007 8:15	5.2	49.9	0.7	-0.1	-0.3	55.2	-247.2	0.0	-6.3	0.0	0.0	-0.4	-0.5
4/25/2007 8:25	5.2	49.9	0.7	0.0	-0.3	49.3	-247.2	0.0	-6.3	0.0	0.0	-0.4	-0.5
4/25/2007 8:35	5.2	50.0	0.7	0.0	-0.3	56.7	-247.2	0.0	-6.3	0.0	0.0	-0.4	-0.5
4/25/2007 8:45	5.2	49.8	0.7	0.0	-0.2	60.5	-247.2	0.0	-6.3	0.0	0.0	-0.4	-0.5
4/25/2007 8:55	5.2	49.9	0.7	0.0	-0.3	57.1	-247.2	0.0	-6.3	0.0	0.0	-0.4	-0.5
4/25/2007 9:05	5.1	49.9	0.7	0.0	-0.2	58.9	-247.2	1.5	-6.3	0.0	0.0	-0.4	-0.5
4/25/2007 9:15	5.1	50.0	0.7	0.0	-0.2	62.2	-247.2	0.0	-6.3	0.0	0.0	-0.4	-0.5

DATE/TIME	AT-100V Prod. Water UF Inlet pH	LT-100V UF Feed Tank Level %	PT-100V UF Prefilter Inlet Pres. psig	PT-101V UF Prefilter Outlet Press. psig	PT-102V UF Unit Inlet Press. psig	TT-100V UF Unit Inlet Temp °F	AT-201V UF Unit pH Nano Stor	AT-200V Prod. Water Conductivity micromhos	FT-200V UF Unit Perm. Flow gpm	FT-201V UF Unit Conc. Flow gpm	FT-202V UF Unit Recycle Flow gpm	PT-200V UF Outlet Perm. Pres. psig	PT-201V UF Outlet Conc. Press psig
4/25/2007 9:25	5.1	49.9	0.7	0.0	-0.2	61.9	-247.2	0.0	-6.3	0.0	0.0	-0.4	-0.5
4/25/2007 9:35	5.1	49.9	0.7	0.0	-0.3	44.6	-247.2	1.5	-6.3	0.0	0.0	-0.4	-0.5
4/25/2007 9:45	5.2	49.9	0.8	0.0	-0.3	67.4	-245.7	1.5	-6.3	0.0	0.0	-0.4	-0.5
4/25/2007 9:55	5.1	50.0	0.7	0.0	-0.2	61.9	-247.2	0.0	-6.3	0.0	0.0	-0.4	-0.5
4/25/2007 10:05	5.1	49.8	0.8	0.0	-0.2	59.9	-245.7	0.0	-6.3	0.0	0.0	-0.4	-0.5
4/25/2007 10:15	5.1	50.0	0.8	0.0	-0.2	69.7	-245.7	-1.5	-6.3	0.0	0.0	-0.4	-0.4
4/25/2007 10:25	5.1	49.8	0.8	0.0	-0.2	60.1	-247.2	1.5	-6.3	0.0	0.0	-0.4	-0.4
4/25/2007 10:35	5.1	49.9	0.8	0.0	-0.2	66.2	-247.2	0.0	-6.3	0.0	0.0	-0.4	-0.4
4/25/2007 10:45	5.1	49.8	0.8	0.0	-0.2	73.7	-245.7	1.5	-6.3	0.0	0.0	-0.4	-0.4
4/25/2007 10:55	5.1	49.8	0.8	0.0	-0.2	56.7	-245.7	1.5	-6.3	0.0	0.0	-0.4	-0.4
4/25/2007 11:05	5.1	49.8	0.8	0.0	-0.2	72.6	-247.2	1.5	-6.3	0.0	0.0	-0.4	-0.4
4/25/2007 11:15	5.1	49.9	0.8	0.0	-0.2	73.2	-247.2	0.0	-6.3	0.0	0.0	-0.4	-0.4
4/25/2007 11:25	5.1	49.8	0.8	0.0	-0.2	57.1	4.6	1.5	-6.3	0.0	0.0	-0.3	-0.4
4/25/2007 11:35	5.1	49.8	0.8	0.0	-0.2	69.8	-245.7	1.5	-6.3	0.0	0.0	-0.3	-0.4
4/25/2007 11:45	5.1	49.8	0.8	0.0	-0.2	71.2	-247.2	0.0	-6.3	0.0	0.0	-0.4	-0.4
4/25/2007 11:55	5.1	49.8	0.9	0.1	-0.2	67.6	-245.7	1.5	-6.3	0.0	0.0	-0.4	-0.3
4/25/2007 12:05	5.1	49.8	0.9	0.1	-0.2	59.8	3.1	1.5	-6.3	0.0	0.0	-0.4	-0.3
4/25/2007 12:15	5.1	49.9	0.9	0.1	-0.2	69.6	-245.7	1.5	-6.3	0.0	0.0	-0.3	-0.3
4/25/2007 12:25	5.1	49.8	0.9	0.1	-0.1	65.7	-245.7	1.5	-6.3	0.0	0.0	-0.3	-0.3
4/25/2007 12:35	5.1	49.8	0.9	0.1	-0.1	79.2	-245.7	1.5	-6.3	0.0	0.0	-0.3	-0.3
4/25/2007 12:45	5.1	49.8	0.9	0.1	-0.1	71.1	-245.7	1.5	-6.3	0.0	0.0	-0.3	-0.3
4/25/2007 12:55	5.1	49.8	0.9	0.1	-0.1	76.0	-245.7	1.5	-6.3	0.0	0.0	-0.3	-0.3
4/25/2007 13:05	5.1	49.8	0.9	0.1	-0.1	75.1	-247.2	1.5	-6.3	0.0	0.0	-0.3	-0.2
4/25/2007 13:15	5.1	49.8	0.9	0.2	-0.1	68.0	-245.7	1.5	-6.3	0.0	0.0	-0.3	-0.2
4/25/2007 13:25	5.1	49.8	1.0	0.2	-0.1	76.9	-245.7	3.1	-6.3	0.0	0.0	-0.2	-0.2
4/25/2007 13:35	5.1	49.8	1.0	0.2	-0.1	77.6	-245.7	1.5	-6.3	0.0	0.0	-0.2	-0.2
4/25/2007 13:45	5.1	49.8	1.0	0.2	-0.1	78.9	-245.7	1.5	-6.3	0.0	0.0	-0.2	-0.2
4/25/2007 13:55	5.1	49.8	1.1	0.2	0.0	67.9	-245.7	1.5	-6.3	0.0	0.0	-0.2	-0.1
4/25/2007 14:05	5.1	49.8	1.1	0.3	0.0	67.5	-244.2	3.1	-6.3	0.0	0.0	-0.2	-0.1
4/25/2007 14:15	5.1	49.8	1.1	0.3	0.0	73.2	-245.7	1.5	-6.3	0.0	0.0	-0.1	-0.1
4/25/2007 14:25	5.1	49.8	1.1	0.3	0.0	77.6	-245.7	1.5	-6.3	0.0	0.0	-0.1	-0.1
4/25/2007 14:35	5.1	49.9	1.1	0.3	0.1	76.4	-245.7	1.5	-6.3	0.0	0.0	-0.1	0.0
4/25/2007 14:45	5.1	49.9	1.1	0.3	0.1	79.4	-245.7	3.1	-6.3	0.0	0.0	-0.1	0.0
4/25/2007 14:55	5.1	49.9	1.2	0.4	0.1	85.6	-245.7	3.1	-6.3	0.0	0.0	-0.1	0.0
4/25/2007 15:05	5.1	49.8	1.2	0.4	0.1	73.0	-245.7	3.1	-6.3	0.0	0.0	-0.1	0.0
4/25/2007 15:15	5.1	49.8	1.2	0.4	0.1	73.6	-245.7	1.5	-6.3	0.0	0.0	0.0	0.0
4/25/2007 15:25	5.1	49.8	1.2	0.4	0.2	71.6	-245.7	1.5	-6.3	0.0	0.0	0.0	0.1
4/25/2007 15:35	5.1	49.8	1.2	0.4	0.2	72.8	-245.7	3.1	-6.3	0.0	0.0	0.0	0.1
4/25/2007 15:45	5.2	49.9	1.3	0.4	0.2	74.3	-244.2	1.5	-6.3	0.0	0.0	0.0	0.1
4/25/2007 15:55	3.6	50.7	59.7	25.5	75.1	34.0	-245.7	1.5	-6.3	5.8	20.8	26.4	69.7
4/25/2007 16:05	5.5	51.1	63.2	20.1	69.3	52.2	-245.7	3.1	-6.3	5.5	20.0	30.8	64.7
4/25/2007 16:15	6.0	50.0	63.2	16.8	66.1	63.1	-244.2	1.5	-6.3	5.3	20.6	33.4	61.3
4/25/2007 16:25	5.4	50.1	63.3	14.2	63.3	62.8	-245.7	3.1	-6.3	5.0	20.1	33.6	58.6
4/25/2007 16:35	4.7	50.1	1.7	0.8	0.6	58.6	-245.7	3.1	-6.3	0.0	0.0	0.4	0.5
4/25/2007 16:45	4.7	50.1	1.6	0.8	0.6	67.7	-245.7	1.5	-6.3	0.0	0.0	0.4	0.5
4/25/2007 16:55	4.7	50.2	1.7	0.8	0.5	64.3	-245.7	3.1	-6.3	0.0	0.0	0.4	0.5
4/25/2007 17:05	4.7	50.1	1.6	0.8	0.6	71.4	-245.7	3.1	-6.3	0.0	0.0	0.4	0.5
4/25/2007 17:15	4.7	50.1	1.6	0.8	0.5	57.9	-245.7	1.5	-6.3	0.0	0.0	0.4	0.5
4/25/2007 17:25	4.7	50.1	1.7	0.8	0.5	57.1	-244.2	3.1	-6.3	0.0	0.0	0.4	0.5
4/25/2007 17:35	4.7	50.1	1.7	0.8	0.5	75.1	-245.7	3.1	-6.3	0.0	0.0	0.4	0.5
4/25/2007 17:45	4.7	50.1	1.7	0.8	0.5	67.4	-245.7	1.5	-6.3	0.0	0.0	0.4	0.5
4/25/2007 17:55	4.7	50.1	1.6	0.8	0.5	71.6	-245.7	3.1	-6.3	0.0	0.0	0.4	0.5
4/25/2007 18:05	4.7	50.2	1.6	0.8	0.5	69.7	-244.2	3.1	-6.3	0.0	0.0	0.4	0.5
4/25/2007 18:15	4.7	50.1	1.6	0.8	0.5	72.9	-245.7	3.1	-6.3	0.0	0.0	0.4	0.5
4/25/2007 18:25	4.7	50.1	1.6	0.8	0.5	71.4	-244.2	3.1	-6.3	0.0	0.0	0.3	0.5
4/25/2007 18:35	4.7	50.1	1.6	0.8	0.5	66.9	-245.7	1.5	-6.3	0.0	0.0	0.3	0.5

DATE/TIME	AT-100V Prod. Water UF Inlet pH	LT-100V UF Feed Tank Level %	PT-100V UF Prefilter Inlet Pres. psig	PT-101V UF Prefilter Outlet Press. psig	PT-102V UF Unit Inlet Press. psig	TT-100V UF Unit Inlet Temp °F	AT-201V UF Unit pH Nano Stor	AT-200V Prod. Water Conductivity micromhos	FT-200V UF Unit Perm. Flow gpm	FT-201V UF Unit Conc. Flow gpm	FT-202V UF Unit Recycle Flow gpm	PT-200V UF Outlet Perm. Pres. psig	PT-201V UF Outlet Conc. Press psig
4/25/2007 18:45	4.7	50.1	1.6	0.8	0.5	69.0	-244.2	3.1	-6.3	0.0	0.0	0.4	0.4
4/25/2007 18:55	4.7	50.1	1.6	0.7	0.5	75.9	-244.2	3.1	-6.3	0.0	0.0	0.4	0.4
4/25/2007 19:05	4.7	50.1	1.6	0.7	0.5	75.0	-244.2	1.5	-6.3	0.0	0.0	0.3	0.4
4/25/2007 19:15	4.7	50.2	1.6	0.7	0.5	71.7	-244.2	3.1	-6.3	0.0	0.0	0.3	0.4
4/25/2007 19:25	4.7	50.1	1.5	0.7	0.5	68.4	-245.7	3.1	-6.3	0.0	0.0	0.3	0.4
4/25/2007 19:35	4.7	50.1	1.5	0.7	0.5	72.7	-244.2	1.5	-6.3	0.0	0.0	0.3	0.4
4/25/2007 19:45	4.7	50.1	1.5	0.7	0.5	72.2	-245.7	3.1	-6.3	0.0	0.0	0.3	0.4
4/25/2007 19:55	4.7	50.2	1.5	0.7	0.4	62.9	-244.2	3.1	-6.3	0.0	0.0	0.3	0.3
4/25/2007 20:05	4.7	50.1	1.5	0.6	0.4	63.4	-245.7	1.5	-6.3	0.0	0.0	0.3	0.3
4/25/2007 20:15	4.7	50.0	1.4	0.6	0.4	66.2	-245.7	3.1	-6.3	0.0	0.0	0.2	0.3
4/25/2007 20:25	4.7	50.1	1.4	0.6	0.4	66.7	-245.7	3.1	-6.3	0.0	0.0	0.2	0.3
4/25/2007 20:35	4.7	50.0	1.4	0.6	0.4	65.5	-245.7	1.5	-6.3	0.0	0.0	0.2	0.2
4/25/2007 20:45	4.7	50.0	1.4	0.6	0.3	69.7	-245.7	1.5	-6.3	0.0	0.0	0.2	0.2
4/25/2007 20:55	4.7	50.0	1.3	0.5	0.3	57.0	-245.7	1.5	-6.3	0.0	0.0	0.2	0.2
4/25/2007 21:05	4.7	50.0	1.3	0.5	0.3	61.0	-245.7	0.0	-6.3	0.0	0.0	0.1	0.2
4/25/2007 21:15	4.7	50.0	1.3	0.5	0.3	61.9	-247.2	1.5	-6.3	0.0	0.0	0.1	0.2
4/25/2007 21:25	4.7	50.0	1.3	0.5	0.3	61.2	-245.7	1.5	-6.3	0.0	0.0	0.1	0.1
4/25/2007 21:35	4.7	50.0	1.3	0.5	0.2	64.8	-247.2	1.5	-6.3	0.0	0.0	0.1	0.1
4/25/2007 21:45	4.7	50.0	1.3	0.4	0.2	56.6	-245.7	1.5	-6.3	0.0	0.0	0.1	0.1
4/25/2007 21:55	4.7	50.1	1.2	0.4	0.2	49.8	-247.2	1.5	-6.3	0.0	0.0	0.1	0.1
4/25/2007 22:05	4.7	50.0	1.2	0.4	0.2	50.9	-245.7	1.5	-6.3	0.0	0.0	0.1	0.0
4/25/2007 22:15	4.7	50.0	1.2	0.4	0.2	70.0	-245.7	1.5	-6.3	0.0	0.0	0.0	0.0
4/25/2007 22:25	4.7	50.0	1.2	0.4	0.2	56.7	-245.7	1.5	-6.3	0.0	0.0	0.0	0.0
4/25/2007 22:35	4.7	50.0	1.1	0.4	0.1	65.8	-245.7	1.5	-6.3	0.0	0.0	0.0	0.0
4/25/2007 22:45	4.7	50.0	1.1	0.4	0.1	55.8	-245.7	1.5	-6.3	0.0	0.0	0.0	0.0
4/25/2007 22:55	4.7	50.0	1.1	0.3	0.1	62.3	-247.2	1.5	-6.3	0.0	0.0	0.0	-0.1
4/25/2007 23:05	4.7	50.0	1.1	0.3	0.1	59.0	-245.7	1.5	-6.3	0.0	0.0	0.0	0.0
4/25/2007 23:15	4.7	50.0	1.1	0.3	0.1	63.1	-245.7	1.5	-6.3	0.0	0.0	-0.1	-0.1
4/25/2007 23:25	4.7	50.0	1.1	0.3	0.1	64.5	-245.7	1.5	-6.3	0.0	0.0	-0.1	-0.1
4/25/2007 23:35	4.7	50.0	1.1	0.3	0.1	70.2	-245.7	1.5	-6.3	0.0	0.0	-0.1	-0.1
4/25/2007 23:45	4.7	50.0	1.1	0.3	0.1	59.3	-247.2	1.5	-6.3	0.0	0.0	-0.1	-0.1
4/25/2007 23:55	4.7	50.0	1.1	0.3	0.0	62.4	-247.2	1.5	-6.3	0.0	0.0	-0.1	-0.1
4/26/2007 0:05	4.7	50.0	1.0	0.2	0.0	54.4	-247.2	1.5	-6.3	0.0	0.0	-0.1	-0.1
4/26/2007 0:15	4.7	50.0	1.0	0.2	0.0	56.7	-245.7	1.5	-6.3	0.0	0.0	-0.2	-0.2
4/26/2007 0:25	4.7	50.0	1.0	0.2	0.0	65.7	-247.2	0.0	-6.3	0.0	0.0	-0.2	-0.2
4/26/2007 0:35	4.7	50.0	1.0	0.2	0.0	58.5	-245.7	1.5	-6.3	0.0	0.0	-0.2	-0.2
4/26/2007 0:45	4.7	50.0	0.9	0.2	-0.1	63.7	-245.7	0.0	-6.3	0.0	0.0	-0.2	-0.2
4/26/2007 0:55	4.7	50.0	0.9	0.1	-0.1	57.2	-247.2	1.5	-6.3	0.0	0.0	-0.2	-0.3
4/26/2007 1:05	4.7	50.0	0.9	0.1	-0.1	43.0	-245.7	1.5	-6.3	0.0	0.0	-0.2	-0.3
4/26/2007 1:15	4.7	50.1	0.9	0.1	-0.1	52.2	-247.2	1.5	-6.3	0.0	0.0	-0.2	-0.3
4/26/2007 1:25	4.7	50.0	0.9	0.1	-0.1	63.8	3.1	1.5	-6.3	0.0	0.0	-0.3	-0.3
4/26/2007 1:35	4.7	50.1	0.9	0.1	-0.2	55.2	-245.7	1.5	-6.3	0.0	0.0	-0.3	-0.3
4/26/2007 1:45	4.7	50.0	0.9	0.1	-0.2	46.8	-247.2	0.0	-6.3	0.0	0.0	-0.3	-0.3
4/26/2007 1:55	4.7	50.1	0.8	0.1	-0.2	61.2	-245.7	1.5	-6.3	0.0	0.0	-0.3	-0.4
4/26/2007 2:05	4.7	49.9	0.8	0.0	-0.2	50.8	-247.2	1.5	-6.3	0.0	0.0	-0.3	-0.4
4/26/2007 2:15	4.7	50.0	0.8	0.0	-0.2	54.5	-247.2	1.5	-6.3	0.0	0.0	-0.3	-0.4
4/26/2007 2:25	4.7	50.0	0.8	0.0	-0.2	61.0	-247.2	1.5	-6.3	0.0	0.0	-0.4	-0.4
4/26/2007 2:35	4.7	50.0	0.8	0.0	-0.2	50.4	-13.7	1.5	-6.3	0.0	0.0	-0.4	-0.4
4/26/2007 2:45	4.7	49.9	0.7	0.0	-0.2	61.1	-247.2	1.5	-6.3	0.0	0.0	-0.4	-0.4
4/26/2007 2:55	4.7	50.0	0.7	0.0	-0.2	61.9	-247.2	1.5	-6.3	0.0	0.0	-0.4	-0.5
4/26/2007 3:05	4.7	49.9	0.7	0.0	-0.2	48.3	-247.2	1.5	-6.3	0.0	0.0	-0.4	-0.4
4/26/2007 3:15	4.8	50.0	0.7	0.0	-0.2	49.3	-247.2	1.5	-6.3	0.0	0.0	-0.4	-0.4
4/26/2007 3:25	4.8	49.9	0.7	0.0	-0.3	46.1	3.1	1.5	-6.3	0.0	0.0	-0.4	-0.5
4/26/2007 3:35	4.8	49.9	0.7	0.0	-0.2	42.1	-247.2	1.5	-6.3	0.0	0.0	-0.4	-0.5
4/26/2007 3:45	4.8	49.9	0.7	0.0	-0.2	54.5	-247.2	1.5	-6.3	0.0	0.0	-0.3	-0.5
4/26/2007 3:55	4.7	49.9	0.7	-0.1	-0.2	55.3	-247.2	1.5	-6.3	0.0	0.0	-0.4	-0.5

DATE/TIME	AT-100V Prod. Water UF Inlet pH	LT-100V UF Feed Tank Level %	PT-100V UF Prefilter Inlet Pres. psig	PT-101V UF Prefilter Outlet Press. psig	PT-102V UF Unit Inlet Press. psig	TT-100V UF Unit Inlet Temp °F	AT-201V UF Unit pH Nano Stor	AT-200V Prod. Water Conductivity micromhos	FT-200V UF Unit Perm. Flow gpm	FT-201V UF Unit Conc. Flow gpm	FT-202V UF Unit Recycle Flow gpm	PT-200V UF Outlet Perm. Pres. psig	PT-201V UF Outlet Conc. Press psig
4/26/2007 4:05	4.8	49.9	0.7	-0.1	-0.3	47.6	-247.2	1.5	-6.3	0.0	0.0	-0.4	-0.5
4/26/2007 4:15	4.8	49.9	0.7	-0.1	-0.3	45.2	-247.2	1.5	-6.3	0.0	0.0	-0.3	-0.5
4/26/2007 4:25	4.7	49.9	0.7	-0.1	-0.3	47.4	-247.2	1.5	-6.3	0.0	0.0	-0.4	-0.5
4/26/2007 4:35	4.8	49.9	0.7	-0.1	-0.3	52.5	-247.2	1.5	-6.3	0.0	0.0	-0.4	-0.5
4/26/2007 4:45	4.8	49.9	0.7	-0.1	-0.3	50.1	-247.2	1.5	-6.3	0.0	0.0	-0.4	-0.5
4/26/2007 4:55	4.7	49.9	0.7	-0.1	-0.3	40.2	-247.2	1.5	-6.3	0.0	0.0	-0.4	-0.5
4/26/2007 5:05	4.8	49.9	0.7	-0.1	-0.3	41.1	-247.2	1.5	-6.3	0.0	0.0	-0.4	-0.5
4/26/2007 5:15	4.8	49.9	0.7	-0.1	-0.3	46.9	-247.2	1.5	-6.3	0.0	0.0	-0.4	-0.5
4/26/2007 5:25	4.8	49.9	0.7	-0.1	-0.3	48.7	-247.2	0.0	-6.3	0.0	0.0	-0.4	-0.5
4/26/2007 5:35	4.8	49.8	0.7	-0.1	-0.3	56.0	-247.2	1.5	-6.3	0.0	0.0	-0.4	-0.5
4/26/2007 5:45	4.8	49.9	0.7	-0.1	-0.3	54.3	1.5	0.0	-6.3	0.0	0.0	-0.4	-0.5
4/26/2007 5:55	4.8	49.9	0.7	-0.1	-0.3	38.1	-247.2	1.5	-6.3	0.0	0.0	-0.4	-0.5
4/26/2007 6:05	4.8	49.8	0.7	-0.1	-0.3	42.4	-247.2	0.0	-6.3	0.0	0.0	-0.4	-0.5
4/26/2007 6:15	4.8	49.8	0.7	-0.1	-0.3	41.1	-247.2	0.0	-6.3	0.0	0.0	-0.4	-0.5
4/26/2007 6:25	4.8	49.9	0.6	-0.1	-0.3	54.7	-247.2	0.0	-6.3	0.0	0.0	-0.4	-0.5
4/26/2007 6:35	4.8	49.8	0.6	-0.1	-0.3	51.8	-247.2	0.0	-6.3	0.0	0.0	-0.4	-0.5
4/26/2007 6:45	4.8	49.9	0.6	-0.1	-0.3	43.5	-248.7	0.0	-6.3	0.0	0.0	-0.4	-0.6
4/26/2007 6:55	4.8	49.8	0.7	-0.1	-0.3	48.4	-247.2	0.0	-6.3	0.0	0.0	-0.3	-0.5
4/26/2007 7:05	4.8	49.8	0.7	-0.1	-0.3	53.1	-247.2	0.0	-6.3	0.0	0.0	-0.3	-0.6
4/26/2007 7:15	4.8	49.8	0.6	-0.1	-0.3	48.8	-247.2	0.0	-6.3	0.0	0.0	-0.4	-0.5
4/26/2007 7:25	4.8	49.8	0.7	-0.1	-0.3	53.2	-247.2	1.5	-6.3	0.0	0.0	-0.4	-0.5
4/26/2007 7:35	4.8	49.8	0.7	-0.1	-0.3	45.3	-247.2	0.0	-6.3	0.0	0.0	-0.4	-0.5
4/26/2007 7:45	4.8	49.7	0.7	-0.1	-0.3	50.4	-247.2	0.0	-6.3	0.0	0.0	-0.4	-0.5
4/26/2007 7:55	4.8	49.8	0.7	-0.1	-0.3	51.9	-247.2	1.5	-6.3	0.0	0.0	-0.4	-0.5
4/26/2007 8:05	4.8	49.7	0.7	-0.1	-0.3	41.8	-247.2	0.0	-6.3	0.0	0.0	-0.4	-0.5
4/26/2007 8:15	4.8	49.7	0.7	-0.1	-0.3	49.9	-247.2	0.0	-6.3	0.0	0.0	-0.4	-0.5
4/26/2007 8:25	4.8	49.7	0.7	-0.1	-0.3	50.6	-247.2	0.0	-6.3	0.0	0.0	-0.4	-0.5
4/26/2007 8:35	4.8	49.8	0.7	-0.1	-0.3	48.8	-247.2	1.5	-6.3	0.0	0.0	-0.4	-0.5
4/26/2007 8:45	4.8	49.7	0.7	-0.1	-0.3	58.8	-247.2	0.0	-6.3	0.0	0.0	-0.4	-0.5
4/26/2007 8:55	4.8	49.7	0.7	-0.1	-0.3	66.8	-247.2	0.0	-6.3	0.0	0.0	-0.4	-0.5
4/26/2007 9:05	4.7	49.7	0.7	0.0	-0.3	59.0	-247.2	0.0	-6.3	0.0	0.0	-0.4	-0.5
4/26/2007 9:15	4.8	49.7	0.7	0.0	-0.3	57.5	-247.2	0.0	-6.3	0.0	0.0	-0.4	-0.5
4/26/2007 9:25	4.8	49.7	0.7	0.0	-0.3	58.1	-245.7	1.5	-6.3	0.0	0.0	-0.4	-0.5
4/26/2007 9:35	4.8	49.7	0.7	0.0	-0.3	65.3	-247.2	1.5	-6.3	0.0	0.0	-0.4	-0.5
4/26/2007 9:45	4.8	49.8	0.7	0.0	-0.2	47.6	-247.2	0.0	-6.3	0.0	0.0	-0.4	-0.5
4/26/2007 9:55	4.8	49.7	0.7	0.0	-0.2	62.4	-247.2	0.0	-6.3	0.0	0.0	-0.4	-0.5
4/26/2007 10:05	4.8	49.7	0.7	0.0	-0.2	54.8	-247.2	0.0	-6.3	0.0	0.0	-0.4	-0.5
4/26/2007 10:15	4.8	49.7	0.7	0.0	-0.2	50.9	-245.7	0.0	-6.3	0.0	0.0	-0.4	-0.4
4/26/2007 10:25	4.8	49.7	0.7	0.0	-0.2	61.9	-247.2	1.5	-6.3	0.0	0.0	-0.4	-0.4
4/26/2007 10:35	4.8	49.7	0.8	0.0	-0.2	58.3	-247.2	1.5	-6.3	0.0	0.0	-0.4	-0.4
4/26/2007 10:45	4.8	49.7	0.8	0.0	-0.2	64.8	-247.2	1.5	-6.3	0.0	0.0	-0.4	-0.4
4/26/2007 10:55	4.8	49.7	0.8	0.0	-0.2	67.2	-245.7	0.0	-6.3	0.0	0.0	-0.3	-0.4
4/26/2007 11:05	4.8	49.7	0.8	0.0	-0.2	59.8	-247.2	0.0	-6.3	0.0	0.0	-0.4	-0.4
4/26/2007 11:15	4.8	49.7	0.8	0.0	-0.2	65.8	-247.2	1.5	-6.3	0.0	0.0	-0.4	-0.4
4/26/2007 11:25	4.8	49.7	0.8	0.0	-0.2	69.2	-247.2	0.0	-6.3	0.0	0.0	-0.4	-0.4
4/26/2007 11:35	4.7	49.7	0.8	0.0	-0.2	65.1	-247.2	1.5	-6.3	0.0	0.0	-0.4	-0.4
4/26/2007 11:45	4.7	49.7	0.8	0.0	-0.2	55.6	-247.2	1.5	-6.3	0.0	0.0	-0.3	-0.4
4/26/2007 11:55	4.7	49.7	0.9	0.1	-0.2	59.4	-245.7	1.5	-6.3	0.0	0.0	-0.3	-0.3
4/26/2007 12:05	4.8	59.9	0.9	0.2	-0.1	14.3	-247.2	1.5	-6.3	0.0	0.0	-0.3	-0.2
4/26/2007 12:15	4.8	94.8	1.6	0.7	0.5	39.3	-245.7	1.5	-6.3	0.0	0.0	0.3	0.4
4/26/2007 12:25	4.7	100.0	1.9	0.9	0.7	30.7	-245.7	1.5	-6.3	0.0	0.0	0.5	0.5
4/26/2007 12:35	4.7	100.0	1.9	0.9	0.7	32.6	-245.7	1.5	-6.3	0.0	0.0	0.5	0.5
4/26/2007 12:45	4.7	100.0	1.9	0.9	0.7	39.0	-245.7	1.5	-6.3	0.0	0.0	0.5	0.5
4/26/2007 12:55	4.7	100.0	1.9	0.9	0.7	37.7	-245.7	1.5	-6.3	0.0	0.0	0.5	0.5
4/26/2007 13:05	4.7	100.0	1.9	0.9	0.7	50.3	-247.2	1.5	-6.3	0.0	0.0	0.5	0.5
4/26/2007 13:15	4.7	100.0	1.9	0.9	0.7	46.9	-245.7	1.5	-6.3	0.0	0.0	0.5	0.5

DATE/TIME	AT-100V Prod. Water UF Inlet pH	LT-100V UF Feed Tank Level %	PT-100V UF Prefilter Inlet Pres. psig	PT-101V UF Prefilter Outlet Press. psig	PT-102V UF Unit Inlet Press. psig	TT-100V UF Unit Inlet Temp °F	AT-201V UF Unit pH Nano Stor	AT-200V Prod. Water Conductivity micromhos	FT-200V UF Unit Perm. Flow gpm	FT-201V UF Unit Conc. Flow gpm	FT-202V UF Unit Recycle Flow gpm	PT-200V UF Outlet Perm. Pres. psig	PT-201V UF Outlet Conc. Press psig
4/26/2007 13:25	4.7	100.0	1.9	0.9	0.7	56.8	-245.7	1.5	-6.3	0.0	0.0	0.5	0.5
4/26/2007 13:35	4.7	100.0	1.9	0.9	0.7	57.9	-245.7	1.5	-6.3	0.0	0.0	0.5	0.5
4/26/2007 13:45	4.7	100.0	1.9	0.9	0.7	49.8	-245.7	1.5	-6.3	0.0	0.0	0.5	0.6
4/26/2007 13:55	4.7	100.0	1.9	0.9	0.7	45.0	-245.7	1.5	-6.3	0.0	0.0	0.5	0.5
4/26/2007 14:05	4.7	100.0	1.9	0.9	0.7	46.3	-245.7	1.5	-6.3	0.0	0.0	0.5	0.5
4/26/2007 14:15	4.7	100.0	1.9	0.9	0.7	61.9	-245.7	3.1	-6.3	0.0	0.0	0.5	0.5
4/26/2007 14:25	4.7	100.0	2.0	0.9	0.7	63.6	-247.2	1.5	-6.3	0.0	0.0	0.5	0.6
4/26/2007 14:35	4.7	100.0	1.9	0.9	0.7	46.6	-245.7	1.5	-6.3	0.0	0.0	0.5	0.5
4/26/2007 14:45	4.7	100.0	2.0	0.9	0.7	51.0	-245.7	1.5	-6.3	0.0	0.0	0.5	0.6
4/26/2007 14:55	4.8	100.0	2.0	0.9	0.7	59.0	-245.7	1.5	-6.3	0.0	0.0	0.5	0.6
4/26/2007 15:05	4.8	100.0	2.0	0.9	0.7	56.4	-245.7	1.5	-6.3	0.0	0.0	0.5	0.6
4/26/2007 15:15	4.8	100.0	2.0	0.9	0.7	50.3	-245.7	1.5	-6.3	0.0	0.0	0.5	0.6
4/26/2007 15:25	4.8	100.0	2.0	0.9	0.7	54.2	-245.7	1.5	-6.3	0.0	0.0	0.5	0.6
4/26/2007 15:35	4.8	100.0	2.0	0.9	0.7	56.8	-245.7	1.5	-6.3	0.0	0.0	0.5	0.6
4/26/2007 15:45	4.7	100.0	2.0	0.9	0.7	56.1	-245.7	1.5	-6.3	0.0	0.0	0.5	0.6
4/26/2007 15:55	4.7	100.0	2.0	0.9	0.7	62.8	-245.7	1.5	-6.3	0.0	0.0	0.5	0.6
4/26/2007 16:05	4.7	100.0	2.0	0.9	0.7	59.8	-244.2	1.5	-6.3	0.0	0.0	0.5	0.6
4/26/2007 16:15	4.7	100.0	2.0	0.9	0.7	64.0	-245.7	3.1	-6.3	0.0	0.0	0.4	0.6
4/26/2007 16:25	4.7	100.0	2.0	0.9	0.7	60.7	-245.7	3.1	-6.3	0.0	0.0	0.4	0.6
4/26/2007 16:35	4.7	100.0	2.0	0.9	0.7	62.6	-245.7	1.5	-6.3	0.0	0.0	0.5	0.6
4/26/2007 16:45	4.7	100.0	2.0	1.0	0.7	68.5	-245.7	1.5	-6.3	0.0	0.0	0.5	0.6
4/26/2007 16:55	4.7	100.0	2.0	0.9	0.7	65.3	-245.7	1.5	-6.3	0.0	0.0	0.5	0.6
4/26/2007 17:05	4.7	100.0	2.0	0.9	0.7	67.5	-245.7	1.5	-6.3	0.0	0.0	0.5	0.6
4/26/2007 17:15	4.7	100.0	2.0	0.9	0.7	67.8	-245.7	1.5	-6.3	0.0	0.0	0.5	0.6
4/26/2007 17:25	4.7	100.0	2.0	0.9	0.7	60.1	-245.7	3.1	-6.3	0.0	0.0	0.5	0.6
4/26/2007 17:35	4.7	100.0	2.0	1.0	0.7	68.3	-245.7	1.5	-6.3	0.0	0.0	0.5	0.6
4/26/2007 17:45	4.7	100.0	2.0	0.9	0.7	61.3	-245.7	3.1	-6.3	0.0	0.0	0.5	0.6
4/26/2007 17:55	4.7	100.0	2.0	0.9	0.7	76.5	-244.2	3.1	-6.3	0.0	0.0	0.5	0.6
4/26/2007 18:05	4.7	100.0	2.0	0.9	0.7	69.5	-245.7	1.5	-6.3	0.0	0.0	0.5	0.6
4/26/2007 18:15	4.7	100.0	2.0	0.9	0.7	69.2	-244.2	3.1	-6.3	0.0	0.0	0.5	0.6
4/26/2007 18:25	4.7	100.0	2.0	0.9	0.7	60.6	-245.7	3.1	-6.3	0.0	0.0	0.5	0.6
4/26/2007 18:35	4.7	100.0	2.0	0.9	0.7	65.3	-245.7	1.5	-6.3	0.0	0.0	0.5	0.6
4/26/2007 18:45	4.7	100.0	2.0	0.9	0.7	72.0	-244.2	1.5	-6.3	0.0	0.0	0.5	0.6
4/26/2007 18:55	4.7	100.0	2.0	0.9	0.7	68.8	-245.7	1.5	-6.3	0.0	0.0	0.5	0.6
4/26/2007 19:05	4.7	100.0	2.0	0.9	0.7	67.9	-244.2	1.5	-6.3	0.0	0.0	0.5	0.6
4/26/2007 19:15	4.7	100.0	2.0	0.9	0.7	54.6	-245.7	3.1	-6.3	0.0	0.0	0.5	0.6
4/26/2007 19:25	4.7	100.0	2.0	0.9	0.7	69.8	-244.2	1.5	-6.3	0.0	0.0	0.5	0.6
4/26/2007 19:35	4.7	100.0	2.0	0.9	0.7	55.5	-245.7	1.5	-6.3	0.0	0.0	0.5	0.6
4/26/2007 19:45	4.8	100.0	2.0	0.9	0.7	66.9	-245.7	3.1	-6.3	0.0	0.0	0.5	0.6
4/26/2007 19:55	4.8	100.0	2.0	0.9	0.7	60.6	-244.2	3.1	-6.3	0.0	0.0	0.5	0.6
4/26/2007 20:05	4.8	100.0	2.0	0.9	0.7	56.8	-245.7	3.1	-6.3	0.0	0.0	0.5	0.6
4/26/2007 20:15	4.8	100.0	2.0	0.9	0.7	56.7	-245.7	3.1	-6.3	0.0	0.0	0.5	0.6
4/26/2007 20:25	4.8	100.0	2.0	0.9	0.7	56.5	-245.7	1.5	-6.3	0.0	0.0	0.5	0.6
4/26/2007 20:35	4.8	100.0	1.9	0.9	0.7	69.0	-245.7	3.1	-6.3	0.0	0.0	0.5	0.6
4/26/2007 20:45	4.8	100.0	1.9	0.9	0.7	40.2	-245.7	1.5	-6.3	0.0	0.0	0.5	0.6
4/26/2007 20:55	4.8	100.0	1.9	0.9	0.7	43.7	-245.7	1.5	-6.3	0.0	0.0	0.5	0.5
4/26/2007 21:05	4.8	100.0	2.0	0.9	0.7	62.4	-245.7	1.5	-6.3	0.0	0.0	0.5	0.6
4/26/2007 21:15	4.8	100.0	1.9	0.9	0.7	53.7	-244.2	3.1	-6.3	0.0	0.0	0.5	0.6
4/26/2007 21:25	4.8	100.0	1.9	0.9	0.7	57.5	-245.7	3.1	-6.3	0.0	0.0	0.5	0.6
4/26/2007 21:35	4.8	100.0	1.9	0.9	0.7	41.9	-245.7	1.5	-6.3	0.0	0.0	0.5	0.6
4/26/2007 21:45	4.8	100.0	1.9	0.9	0.7	46.6	-245.7	1.5	-6.3	0.0	0.0	0.5	0.5
4/26/2007 21:55	4.8	100.0	1.9	0.9	0.7	48.8	-245.7	1.5	-6.3	0.0	0.0	0.5	0.5
4/26/2007 22:05	4.9	100.0	1.9	0.9	0.7	41.4	-245.7	1.5	-6.3	0.0	0.0	0.5	0.5
4/26/2007 22:15	4.8	100.0	1.9	0.9	0.7	47.4	-245.7	3.1	-6.3	0.0	0.0	0.5	0.6
4/26/2007 22:25	4.9	100.0	1.9	0.9	0.7	43.5	-245.7	3.1	-6.3	0.0	0.0	0.5	0.5
4/26/2007 22:35	4.9	100.0	1.9	0.9	0.7	45.9	-245.7	1.5	-6.3	0.0	0.0	0.5	0.5

DATE/TIME	AT-100V Prod. Water UF Inlet pH	LT-100V UF Feed Tank Level %	PT-100V UF Prefilter Inlet Pres. psig	PT-101V UF Prefilter Outlet Press. psig	PT-102V UF Unit Inlet Press. psig	TT-100V UF Unit Inlet Temp °F	AT-201V UF Unit pH Nano Stor	AT-200V Prod. Water Conductivity micromhos	FT-200V UF Unit Perm. Flow gpm	FT-201V UF Unit Conc. Flow gpm	FT-202V UF Unit Recycle Flow gpm	PT-200V UF Outlet Perm. Pres. psig	PT-201V UF Outlet Conc. Press psig
4/26/2007 22:45	4.9	100.0	1.9	0.9	0.7	43.5	3.1	3.1	-6.3	0.0	0.0	0.5	0.5
4/26/2007 22:55	4.9	100.0	1.9	0.9	0.7	30.6	-245.7	1.5	-6.3	0.0	0.0	0.5	0.5
4/26/2007 23:05	4.9	100.0	1.9	0.9	0.7	47.9	-245.7	1.5	-6.3	0.0	0.0	0.5	0.5
4/26/2007 23:15	4.9	100.0	1.9	0.9	0.7	46.9	-247.2	1.5	-6.3	0.0	0.0	0.5	0.5
4/26/2007 23:25	4.9	100.0	1.9	0.9	0.6	52.2	-245.7	1.5	-6.3	0.0	0.0	0.5	0.5
4/26/2007 23:35	4.9	100.0	1.9	0.9	0.7	38.4	-245.7	1.5	-6.3	0.0	0.0	0.5	0.5
4/26/2007 23:45	4.9	100.0	1.9	0.9	0.7	29.7	-245.7	1.5	-6.3	0.0	0.0	0.5	0.5
4/26/2007 23:55	4.8	100.0	1.9	0.9	0.7	43.4	-245.7	3.1	-6.3	0.0	0.0	0.5	0.5
4/27/2007 0:05	4.8	100.0	1.9	0.9	0.7	38.6	-245.7	3.1	-6.3	0.0	0.0	0.5	0.5
4/27/2007 0:15	4.8	100.0	1.9	0.9	0.7	31.5	-247.2	1.5	-6.3	0.0	0.0	0.5	0.5
4/27/2007 0:25	4.8	100.0	1.9	0.9	0.7	35.1	-245.7	1.5	-6.3	0.0	0.0	0.5	0.5
4/27/2007 0:35	4.8	100.0	1.9	0.9	0.7	48.0	-247.2	1.5	-6.3	0.0	0.0	0.5	0.5
4/27/2007 0:45	4.8	100.0	1.9	0.9	0.6	30.5	-245.7	1.5	-6.3	0.0	0.0	0.5	0.5
4/27/2007 0:55	4.8	100.0	1.9	0.9	0.6	43.9	-245.7	1.5	-6.3	0.0	0.0	0.6	0.5
4/27/2007 1:05	4.8	100.0	1.9	0.9	0.7	30.4	-245.7	1.5	-6.3	0.0	0.0	0.5	0.5
4/27/2007 1:15	4.8	100.0	1.9	0.9	0.7	24.1	-245.7	1.5	-6.3	0.0	0.0	0.5	0.5
4/27/2007 1:25	4.8	100.0	1.9	0.9	0.7	20.8	-247.2	1.5	-6.3	0.0	0.0	0.5	0.5
4/27/2007 1:35	4.8	100.0	1.9	0.9	0.6	33.2	-245.7	1.5	-6.3	0.0	0.0	0.5	0.5
4/27/2007 1:45	4.8	100.0	1.9	0.9	0.7	27.1	-245.7	1.5	-6.3	0.0	0.0	0.5	0.5
4/27/2007 1:55	4.8	100.0	1.9	0.9	0.6	21.9	-245.7	1.5	-6.3	0.0	0.0	0.5	0.5
4/27/2007 2:05	4.8	100.0	1.9	0.9	0.6	12.4	-247.2	1.5	-6.3	0.0	0.0	0.5	0.5
4/27/2007 2:15	4.8	100.0	1.8	0.9	0.6	38.7	-245.7	0.0	-6.3	0.0	0.0	0.5	0.5
4/27/2007 2:25	4.8	100.0	1.9	0.9	0.6	27.5	-247.2	1.5	-6.3	0.0	0.0	0.5	0.5
4/27/2007 2:35	4.8	100.0	1.9	0.9	0.6	32.0	-245.7	1.5	-6.3	0.0	0.0	0.5	0.5
4/27/2007 2:45	4.8	100.0	1.9	0.9	0.6	39.2	-245.7	0.0	-6.3	0.0	0.0	0.5	0.5
4/27/2007 2:55	4.8	100.0	1.9	0.9	0.6	32.2	-245.7	1.5	-6.3	0.0	0.0	0.5	0.5
4/27/2007 3:05	4.8	100.0	1.8	0.9	0.6	24.2	-247.2	0.0	-6.3	0.0	0.0	0.5	0.4
4/27/2007 3:15	4.8	100.0	1.8	0.9	0.6	16.4	-245.7	0.0	-6.3	0.0	0.0	0.5	0.4
4/27/2007 3:25	4.8	100.0	1.8	0.8	0.6	23.2	-247.2	0.0	-6.3	0.0	0.0	0.5	0.4
4/27/2007 3:35	4.8	100.0	1.8	0.9	0.6	29.7	-247.2	1.5	-6.3	0.0	0.0	0.5	0.5
4/27/2007 3:45	4.8	100.0	1.8	0.8	0.6	35.0	-245.7	1.5	-6.3	0.0	0.0	0.5	0.4
4/27/2007 3:55	4.8	100.0	1.8	0.8	0.6	27.4	-247.2	1.5	-6.3	0.0	0.0	0.5	0.4
4/27/2007 4:05	4.8	100.0	1.8	0.9	0.6	19.7	-247.2	0.0	-6.3	0.0	0.0	0.5	0.4
4/27/2007 4:15	4.8	100.0	1.8	0.8	0.6	30.7	-247.2	0.0	-6.3	0.0	0.0	0.5	0.4
4/27/2007 4:25	4.8	100.0	1.8	0.9	0.6	18.1	-247.2	1.5	-6.3	0.0	0.0	0.5	0.4
4/27/2007 4:35	4.8	100.0	1.8	0.8	0.6	3282.3	-247.2	3.1	-6.3	0.0	0.0	0.5	0.4
4/27/2007 4:45	4.8	100.0	1.8	0.8	0.6	17.9	-247.2	0.0	-6.3	0.0	0.0	0.5	0.4
4/27/2007 4:55	4.8	100.0	1.8	0.8	0.6	14.5	-247.2	0.0	-6.3	0.0	0.0	0.5	0.4
4/27/2007 5:05	4.8	100.0	1.8	0.8	0.6	9.0	-247.2	0.0	-6.3	0.0	0.0	0.5	0.4
4/27/2007 5:15	4.8	100.0	1.8	0.8	0.6	7.8	-247.2	1.5	-6.3	0.0	0.0	0.5	0.4
4/27/2007 5:25	4.8	100.0	1.8	0.8	0.6	16.0	-247.2	1.5	-6.3	0.0	0.0	0.5	0.4
4/27/2007 5:35	4.8	100.0	1.8	0.8	0.6	17.4	-247.2	0.0	-6.3	0.0	0.0	0.5	0.4
4/27/2007 5:45	4.8	100.0	1.8	0.8	0.6	3283.8	-247.2	0.0	-6.3	0.0	0.0	0.5	0.4
4/27/2007 5:55	4.8	100.0	1.8	0.8	0.6	48.9	-247.2	0.0	-6.3	0.0	0.0	0.5	0.4
4/27/2007 6:05	4.8	100.0	1.8	0.8	0.6	37.9	-247.2	1.5	-6.3	0.0	0.0	0.5	0.4
4/27/2007 6:15	4.8	100.0	1.8	0.8	0.6	24.2	-247.2	1.5	-6.3	0.0	0.0	0.5	0.4
4/27/2007 6:25	4.8	100.0	1.8	0.8	0.6	3.2	-247.2	1.5	-6.3	0.0	0.0	0.5	0.4
4/27/2007 6:35	4.8	100.0	1.8	0.8	0.6	8.0	-247.2	1.5	-6.3	0.0	0.0	0.5	0.4
4/27/2007 6:45	4.8	100.0	1.8	0.8	0.6	13.5	-247.2	0.0	-6.3	0.0	0.0	0.5	0.4
4/27/2007 6:55	4.8	100.0	1.8	0.8	0.6	26.0	-247.2	1.5	-6.3	0.0	0.0	0.5	0.4
4/27/2007 7:05	4.8	100.0	1.8	0.9	0.6	11.0	-247.2	0.0	-6.3	0.0	0.0	0.5	0.4
4/27/2007 7:15	4.8	100.0	1.8	0.9	0.6	41.8	-245.7	0.0	-6.3	0.0	0.0	0.5	0.4
4/27/2007 7:25	4.8	100.0	1.8	0.8	0.6	7.4	-247.2	0.0	-6.3	0.0	0.0	0.5	0.4
4/27/2007 7:35	4.8	100.0	1.9	0.9	0.6	23.3	-247.2	1.5	-6.3	0.0	0.0	0.5	0.4
4/27/2007 7:45	4.8	100.0	1.8	0.9	0.6	24.7	-247.2	0.0	-6.3	0.0	0.0	0.5	0.4
4/27/2007 7:55	4.8	100.0	1.8	0.9	0.7	24.7	-247.2	0.0	-6.3	0.0	0.0	0.5	0.4

DATE/TIME	AT-100V Prod. Water UF Inlet pH	LT-100V UF Feed Tank Level %	PT-100V UF Prefilter Inlet Pres. psig	PT-101V UF Prefilter Outlet Press. psig	PT-102V UF Unit Inlet Press. psig	TT-100V UF Unit Inlet Temp °F	AT-201V UF Unit pH Nano Stor	AT-200V Prod. Water Conductivity micromhos	FT-200V UF Unit Perm. Flow gpm	FT-201V UF Unit Conc. Flow gpm	FT-202V UF Unit Recycle Flow gpm	PT-200V UF Outlet Perm. Pres. psig	PT-201V UF Outlet Conc. Press psig
4/27/2007 8:05	4.8	100.0	1.8	0.9	0.6	35.6	-245.7	0.0	-6.3	0.0	0.0	0.5	0.4
4/27/2007 8:15	4.8	100.0	1.8	0.9	0.6	37.8	-245.7	1.5	-6.3	0.0	0.0	0.5	0.4
4/27/2007 8:25	4.8	100.0	1.9	0.9	0.6	32.8	-247.2	0.0	-6.3	0.0	0.0	0.5	0.5
4/27/2007 8:35	4.7	100.0	1.9	0.9	0.6	25.1	-247.2	0.0	-6.3	0.0	0.0	0.5	0.5
4/27/2007 8:45	4.7	100.0	1.9	0.9	0.7	35.1	-245.7	1.5	-6.3	0.0	0.0	0.5	0.5
4/27/2007 8:55	4.8	100.0	1.9	0.9	0.7	23.0	-247.2	1.5	-6.3	0.0	0.0	0.5	0.5
4/27/2007 9:05	4.8	100.0	1.9	0.9	0.7	29.5	-245.7	1.5	-6.3	0.0	0.0	0.5	0.5
4/27/2007 9:15	4.8	100.0	1.9	0.9	0.7	28.9	-247.2	0.0	-6.3	0.0	0.0	0.5	0.5
4/27/2007 9:25	4.8	100.0	1.9	0.9	0.6	48.0	-247.2	1.5	-6.3	0.0	0.0	0.5	0.5
4/27/2007 9:35	4.8	100.0	1.9	0.9	0.7	51.0	-247.2	1.5	-6.3	0.0	0.0	0.5	0.5
4/27/2007 9:45	4.8	100.0	1.9	0.9	0.6	26.7	-247.2	0.0	-6.3	0.0	0.0	0.5	0.5
4/27/2007 9:55	4.7	100.0	1.9	0.9	0.7	32.9	-245.7	1.5	-6.3	0.0	0.0	0.5	0.5
4/27/2007 10:05	4.5	100.0	1.9	0.9	0.7	40.6	-245.7	1.5	-6.3	0.0	0.0	0.5	0.5
4/27/2007 10:15	4.4	100.0	1.9	0.9	0.7	34.5	-245.7	1.5	-6.3	0.0	0.0	0.5	0.5
4/27/2007 10:25	4.3	100.0	1.9	0.9	0.7	38.7	-245.7	0.0	-6.3	0.0	0.0	0.5	0.5
4/27/2007 10:35	4.4	100.0	1.9	0.9	0.7	36.7	-245.7	1.5	-6.3	0.0	0.0	0.5	0.5
4/27/2007 10:45	4.5	100.0	1.9	0.9	0.7	45.5	-245.7	1.5	-6.3	0.0	0.0	0.5	0.5
4/27/2007 10:55	4.5	100.0	1.9	0.9	0.7	50.4	-245.7	0.0	-6.3	0.0	0.0	0.5	0.5
4/27/2007 11:05	4.5	100.0	1.9	0.9	0.7	49.9	-245.7	1.5	-6.3	0.0	0.0	0.5	0.5
4/27/2007 11:15	4.6	100.0	2.0	0.9	0.7	50.9	-245.7	1.5	-6.3	0.0	0.0	0.5	0.6
4/27/2007 11:25	4.6	100.0	1.9	0.9	0.7	39.2	-245.7	1.5	-6.3	0.0	0.0	0.5	0.6
4/27/2007 11:35	4.7	100.0	2.0	0.9	0.7	57.4	-245.7	1.5	-6.3	0.0	0.0	0.5	0.5
4/27/2007 11:45	4.7	100.0	2.0	0.9	0.7	40.8	-245.7	1.5	-6.3	0.0	0.0	0.5	0.5
4/27/2007 11:55	4.7	100.0	1.9	0.9	0.7	49.9	6.1	3.1	-6.3	0.0	0.0	0.5	0.6
4/27/2007 12:05	4.7	100.0	2.0	0.9	0.7	60.4	-245.7	3.1	-6.3	0.0	0.0	0.5	0.6
4/27/2007 12:15	4.7	100.0	2.0	1.0	0.7	43.2	-245.7	3.1	-6.3	0.0	0.0	0.5	0.6
4/27/2007 12:25	4.7	100.0	2.0	0.9	0.7	59.2	3.1	1.5	-6.3	0.0	0.0	0.4	0.6
4/27/2007 12:35	4.7	100.0	2.0	1.0	0.7	65.8	-245.7	3.1	-6.3	0.0	0.0	0.5	0.6
4/27/2007 12:45	4.7	100.0	2.0	0.9	0.7	58.9	-245.7	3.1	-6.3	0.0	0.0	0.5	0.6
4/27/2007 12:55	4.7	100.0	2.0	0.9	0.7	57.1	-244.2	3.1	-6.3	0.0	0.0	0.5	0.6
4/27/2007 13:05	4.7	100.0	2.0	0.9	0.7	61.8	-245.7	1.5	-6.3	0.0	0.0	0.5	0.6
4/27/2007 13:15	4.7	100.0	2.0	0.9	0.7	62.3	-245.7	1.5	-6.3	0.0	0.0	0.5	0.6
4/27/2007 13:25	4.7	100.0	2.0	1.0	0.7	66.6	-245.7	1.5	-6.3	0.0	0.0	0.5	0.6
4/27/2007 13:35	4.7	100.0	2.0	0.9	0.7	57.0	-245.7	3.1	-6.3	0.0	0.0	0.5	0.6
4/27/2007 13:45	4.7	100.0	2.0	0.9	0.7	67.2	-244.2	3.1	-6.3	0.0	0.0	0.5	0.6
4/27/2007 13:55	4.7	100.0	2.0	0.9	0.7	69.7	-245.7	3.1	-6.3	0.0	0.0	0.5	0.6
4/27/2007 14:05	4.7	100.0	2.0	0.9	0.7	73.0	-245.7	3.1	-6.3	0.0	0.0	0.4	0.6
4/27/2007 14:15	4.7	100.0	2.0	0.9	0.7	70.3	-244.2	1.5	-6.3	0.0	0.0	0.5	0.6
4/27/2007 14:25	4.7	100.0	2.0	1.0	0.7	82.0	-245.7	3.1	-6.3	0.0	0.0	0.5	0.7
4/27/2007 14:35	4.7	100.0	2.0	0.9	0.7	86.1	-244.2	3.1	-6.3	0.0	0.0	0.5	0.6
4/27/2007 14:45	4.7	100.0	2.0	0.9	0.7	73.9	-244.2	3.1	-6.3	0.0	0.0	0.4	0.6
4/27/2007 14:55	4.7	100.0	2.0	1.0	0.7	90.1	-245.7	3.1	-6.3	0.0	0.0	0.5	0.6
4/27/2007 15:05	4.7	100.0	2.0	1.0	0.7	87.1	-245.7	3.1	-6.3	0.0	0.0	0.5	0.7
4/27/2007 15:15	4.7	100.0	2.0	0.9	0.7	70.6	-244.2	3.1	-6.3	0.0	0.0	0.5	0.7
4/27/2007 15:25	4.7	100.0	2.0	0.9	0.7	76.8	-245.7	1.5	-6.3	0.0	0.0	0.5	0.7
4/27/2007 15:35	4.7	100.0	2.0	0.9	0.7	80.9	-244.2	3.1	-6.3	0.0	0.0	0.5	0.7
4/27/2007 15:45	4.6	100.0	2.0	1.0	0.7	94.8	-245.7	1.5	-6.3	0.0	0.0	0.5	0.7
4/27/2007 15:55	4.7	100.0	2.0	1.0	0.7	74.0	-245.7	3.1	-6.3	0.0	0.0	0.5	0.7
4/27/2007 16:05	4.6	100.0	2.0	1.0	0.7	82.1	-245.7	3.1	-6.3	0.0	0.0	0.4	0.7
4/27/2007 16:15	4.7	100.0	2.0	0.9	0.7	85.2	-244.2	3.1	-6.3	0.0	0.0	0.5	0.7
4/27/2007 16:25	4.6	100.0	2.0	1.0	0.7	83.7	-244.2	3.1	-6.3	0.0	0.0	0.5	0.7
4/27/2007 16:35	4.7	100.0	2.0	1.0	0.7	81.0	-244.2	3.1	-6.3	0.0	0.0	0.5	0.7
4/27/2007 16:45	4.7	100.0	2.0	0.9	0.7	79.3	-244.2	1.5	-6.3	0.0	0.0	0.5	0.7
4/27/2007 16:55	4.7	100.0	1.9	1.0	0.7	84.7	-244.2	3.1	-6.3	0.0	0.0	0.5	0.7
4/27/2007 17:05	4.7	100.0	2.0	0.9	0.7	78.4	-244.2	3.1	-6.3	0.0	0.0	0.4	0.7
4/27/2007 17:15	4.7	100.0	2.0	0.9	0.7	81.2	-244.2	3.1	-6.3	0.0	0.0	0.4	0.7

DATE/TIME	AT-100V Prod. Water UF Inlet pH	LT-100V UF Feed Tank Level %	PT-100V UF Prefilter Inlet Pres. psig	PT-101V UF Prefilter Outlet Press. psig	PT-102V UF Unit Inlet Press. psig	TT-100V UF Unit Inlet Temp °F	AT-201V UF Unit pH Nano Stor	AT-200V Prod. Water Conductivity micromhos	FT-200V UF Unit Perm. Flow gpm	FT-201V UF Unit Conc. Flow gpm	FT-202V UF Unit Recycle Flow gpm	PT-200V UF Outlet Perm. Pres. psig	PT-201V UF Outlet Conc. Press psig
4/27/2007 17:25	4.7	100.0	2.0	0.9	0.7	82.7	-244.2	3.1	-6.3	0.0	0.0	0.4	0.6
4/27/2007 17:35	4.7	100.0	2.0	0.9	0.7	78.6	6.1	3.1	-6.3	0.0	0.0	0.4	0.6
4/27/2007 17:45	4.7	100.0	2.0	1.0	0.7	80.6	-244.2	3.1	-6.3	0.0	0.0	0.4	0.7
4/27/2007 17:55	4.7	100.0	2.0	0.9	0.7	85.0	-244.2	3.1	-6.3	0.0	0.0	0.5	0.7
4/27/2007 18:05	4.7	100.0	2.0	0.9	0.7	80.6	-244.2	1.5	-6.3	0.0	0.0	0.4	0.7
4/27/2007 18:15	4.7	100.0	2.0	0.9	0.7	100.5	-244.2	3.1	-6.3	0.0	0.0	0.4	0.6
4/27/2007 18:25	4.7	100.0	2.0	0.9	0.7	76.1	-244.2	3.1	-6.3	0.0	0.0	0.5	0.7
4/27/2007 18:35	4.7	100.0	2.1	0.9	0.7	78.4	-244.2	4.6	-6.3	0.0	0.0	0.4	0.6
4/27/2007 18:45	4.7	100.0	2.0	0.9	0.7	88.8	-244.2	3.1	-6.3	0.0	0.0	0.4	0.7
4/27/2007 18:55	4.8	100.0	2.0	1.0	0.7	84.7	-245.7	3.1	-6.3	0.0	0.0	0.4	0.7
4/27/2007 19:05	4.8	100.0	2.0	0.9	0.7	79.2	-244.2	3.1	-6.3	0.0	0.0	0.5	0.6
4/27/2007 19:15	4.8	100.0	2.0	0.9	0.7	71.7	-244.2	1.5	-6.3	0.0	0.0	0.4	0.7
4/27/2007 19:25	4.8	100.0	2.0	1.0	0.7	76.3	-244.2	3.1	-6.3	0.0	0.0	0.5	0.6
4/27/2007 19:35	4.8	100.0	2.0	0.9	0.7	72.1	-244.2	3.1	-6.3	0.0	0.0	0.5	0.7
4/27/2007 19:45	4.8	100.0	2.0	0.9	0.7	70.5	-244.2	3.1	-6.3	0.0	0.0	0.5	0.6
4/27/2007 19:55	4.8	100.0	2.0	0.9	0.7	62.8	-244.2	3.1	-6.3	0.0	0.0	0.5	0.6
4/27/2007 20:05	4.8	100.0	2.0	0.9	0.7	70.6	-245.7	3.1	-6.3	0.0	0.0	0.5	0.6
4/27/2007 20:15	4.8	100.0	2.0	0.9	0.7	65.3	-244.2	3.1	-6.3	0.0	0.0	0.5	0.6
4/27/2007 20:25	4.8	100.0	2.0	0.9	0.7	79.6	-244.2	1.5	-6.3	0.0	0.0	0.5	0.6
4/27/2007 20:35	4.8	100.0	2.0	0.9	0.7	62.9	-244.2	3.1	-6.3	0.0	0.0	0.5	0.6
4/27/2007 20:45	4.8	100.0	2.0	0.9	0.7	65.3	-244.2	3.1	-6.3	0.0	0.0	0.5	0.6
4/27/2007 20:55	4.8	100.0	2.0	0.9	0.7	59.7	-244.2	3.1	-6.3	0.0	0.0	0.5	0.6
4/27/2007 21:05	4.8	100.0	2.0	0.9	0.7	58.2	-244.2	3.1	-6.3	0.0	0.0	0.5	0.6
4/27/2007 21:15	4.8	100.0	2.0	0.9	0.7	67.2	-245.7	3.1	-6.3	0.0	0.0	0.5	0.6
4/27/2007 21:25	4.7	100.0	2.0	0.9	0.6	58.0	-245.7	3.1	-6.3	0.0	0.0	0.5	0.6
4/27/2007 21:35	4.7	100.0	2.0	0.9	0.7	62.3	-245.7	3.1	-6.3	0.0	0.0	0.5	0.6
4/27/2007 21:45	4.7	100.0	2.0	0.9	0.7	64.6	-245.7	3.1	-6.3	0.0	0.0	0.5	0.6
4/27/2007 21:55	4.7	100.0	2.0	0.9	0.7	50.6	-245.7	3.1	-6.3	0.0	0.0	0.5	0.6
4/27/2007 22:05	4.7	100.0	2.0	0.9	0.6	58.5	-244.2	3.1	-6.3	0.0	0.0	0.5	0.6
4/27/2007 22:15	4.7	100.0	2.0	0.9	0.7	55.6	-245.7	1.5	-6.3	0.0	0.0	0.5	0.6
4/27/2007 22:25	4.7	100.0	2.0	0.9	0.7	61.5	-245.7	1.5	-6.3	0.0	0.0	0.5	0.6
4/27/2007 22:35	4.7	100.0	2.0	0.9	0.7	39.0	-245.7	3.1	-6.3	0.0	0.0	0.5	0.6
4/27/2007 22:45	4.7	100.0	1.9	0.9	0.6	61.4	-245.7	3.1	-6.3	0.0	0.0	0.5	0.5
4/27/2007 22:55	4.7	100.0	2.0	0.9	0.7	54.4	-245.7	1.5	-6.3	0.0	0.0	0.5	0.6
4/27/2007 23:05	4.7	100.0	2.0	0.9	0.7	57.3	-245.7	3.1	-6.3	0.0	0.0	0.5	0.6
4/27/2007 23:15	4.7	100.0	1.9	0.9	0.7	59.3	-245.7	1.5	-6.3	0.0	0.0	0.5	0.5
4/27/2007 23:25	4.7	100.0	2.0	0.9	0.7	53.2	-245.7	1.5	-6.3	0.0	0.0	0.5	0.6
4/27/2007 23:35	4.7	100.0	2.0	0.9	0.7	56.7	-129.7	1.5	-6.3	0.0	0.0	0.5	0.6
4/27/2007 23:45	4.7	100.0	2.0	0.9	0.7	53.6	-245.7	1.5	-6.3	0.0	0.0	0.5	0.6
4/27/2007 23:55	4.7	100.0	2.0	0.9	0.7	58.6	-244.2	1.5	-6.3	0.0	0.0	0.5	0.5
5/19/2007 0:01	6.5	16.7	0.1	0.3	-1.4	61.7	-247.2	1.5	-6.3	0.0	0.0	-1.6	-1.6
5/19/2007 0:11	6.4	16.7	0.1	0.3	-1.4	62.0	-245.7	1.5	-6.3	0.0	0.0	-1.6	-1.6
5/19/2007 0:21	6.5	16.7	0.1	0.3	-1.4	66.0	-245.7	1.5	-6.3	0.0	0.0	-1.6	-1.6
5/19/2007 0:31	6.5	16.7	0.1	0.3	-1.4	64.8	-245.7	1.5	-6.3	0.0	0.0	-1.6	-1.6
5/19/2007 0:41	6.4	16.7	0.1	0.3	-1.4	58.8	-245.7	1.5	-6.3	0.0	0.0	-1.6	-1.6
5/19/2007 0:51	6.4	16.7	0.1	0.3	-1.4	59.3	-245.7	1.5	-6.3	0.0	0.0	-1.6	-1.6
5/19/2007 1:01	6.4	16.8	0.1	0.3	-1.4	61.7	-245.7	1.5	-6.3	0.0	0.0	-1.6	-1.6
5/19/2007 1:11	6.4	16.8	0.1	0.3	-1.4	60.3	-247.2	1.5	-6.3	0.0	0.0	-1.6	-1.6
5/19/2007 1:21	6.4	16.8	0.1	0.3	-1.5	62.4	-247.2	1.5	-6.3	0.0	0.0	-1.6	-1.6
5/19/2007 1:31	6.4	16.7	0.1	0.3	-1.4	59.0	-245.7	1.5	-6.3	0.0	0.0	-1.6	-1.6
5/19/2007 1:41	6.4	16.8	0.1	0.4	-1.4	64.7	-247.2	1.5	-6.3	0.0	0.0	-1.6	-1.6
5/19/2007 1:51	6.4	16.8	0.1	0.4	-1.4	55.8	-245.7	1.5	-6.3	0.0	0.0	-1.6	-1.6
5/19/2007 2:01	6.4	16.7	0.1	0.4	-1.4	62.4	-247.2	1.5	-6.3	0.0	0.0	-1.6	-1.6
5/19/2007 2:11	6.4	16.7	0.1	0.4	-1.4	58.8	-245.7	1.5	-6.3	0.0	0.0	-1.6	-1.6
5/19/2007 2:21	6.4	16.7	0.1	0.4	-1.4	64.0	-245.7	0.0	-6.3	0.0	0.0	-1.6	-1.6
5/19/2007 2:31	6.4	16.8	0.0	0.4	-1.4	54.8	-245.7	1.5	-6.3	0.0	0.0	-1.6	-1.6

DATE/TIME	AT-100V Prod. Water UF Inlet pH	LT-100V UF Feed Tank Level %	PT-100V UF Prefilter Inlet Pres. psig	PT-101V UF Prefilter Outlet Press. psig	PT-102V UF Unit Inlet Press. psig	TT-100V UF Unit Inlet Temp °F	AT-201V UF Unit pH Nano Stor	AT-200V Prod. Water Conductivity micromhos	FT-200V UF Unit Perm. Flow gpm	FT-201V UF Unit Conc. Flow gpm	FT-202V UF Unit Recycle Flow gpm	PT-200V UF Outlet Perm. Pres. psig	PT-201V UF Outlet Conc. Press psig
5/19/2007 2:41	6.4	16.7	0.1	0.4	-1.4	62.4	-245.7	1.5	-6.3	0.0	0.0	-1.6	-1.6
5/19/2007 2:51	6.4	16.7	0.1	0.4	-1.5	60.9	-245.7	1.5	-6.3	0.0	0.0	-1.6	-1.6
5/19/2007 3:01	6.4	16.7	0.1	0.4	-1.4	60.4	-245.7	1.5	-6.3	0.0	0.0	-1.6	-1.6
5/19/2007 3:11	6.4	16.7	0.1	0.4	-1.4	57.6	-245.7	1.5	-6.3	0.0	0.0	-1.6	-1.6
5/19/2007 3:21	6.4	16.8	0.0	0.4	-1.4	59.4	-245.7	1.5	-6.3	0.0	0.0	-1.6	-1.6
5/19/2007 3:31	6.4	16.7	0.0	0.4	-1.4	59.6	-247.2	1.5	-6.3	0.0	0.0	-1.6	-1.6
5/19/2007 3:41	6.4	16.7	0.0	0.4	-1.5	56.6	-247.2	1.5	-6.3	0.0	0.0	-1.6	-1.6
5/19/2007 3:51	6.4	16.7	0.0	0.4	-1.4	56.9	-247.2	0.0	-6.3	0.0	0.0	-1.6	-1.6
5/19/2007 4:01	6.4	16.7	0.0	0.3	-1.5	61.4	-247.2	1.5	-6.3	0.0	0.0	-1.6	-1.6
5/19/2007 4:11	6.4	16.7	0.0	0.3	-1.5	57.6	-245.7	1.5	-6.3	0.0	0.0	-1.6	-1.6
5/19/2007 4:21	6.4	16.7	0.0	0.3	-1.4	55.6	-247.2	1.5	-6.3	0.0	0.0	-1.6	-1.6
5/19/2007 4:31	6.5	16.8	0.0	0.3	-1.5	56.6	-247.2	1.5	-6.3	0.0	0.0	-1.6	-1.6
5/19/2007 4:41	6.5	16.7	0.0	0.4	-1.5	55.8	-245.7	0.0	-6.3	0.0	0.0	-1.6	-1.6
5/19/2007 4:51	6.5	16.7	0.0	0.3	-1.5	60.6	-247.2	1.5	-6.3	0.0	0.0	-1.6	-1.6
5/19/2007 5:01	6.5	16.7	0.0	0.3	-1.5	57.5	-247.2	1.5	-6.3	0.0	0.0	-1.6	-1.6
5/19/2007 5:11	6.5	16.7	0.0	0.3	-1.5	59.9	-247.2	1.5	-6.3	0.0	0.0	-1.6	-1.6
5/19/2007 5:21	6.5	16.7	0.0	0.3	-1.5	58.4	-247.2	1.5	-6.3	0.0	0.0	-1.6	-1.6
5/19/2007 5:31	6.5	16.7	0.0	0.3	-1.5	59.3	-247.2	1.5	-6.3	0.0	0.0	-1.6	-1.6
5/19/2007 5:41	6.5	16.7	0.0	0.3	-1.5	58.4	-247.2	0.0	-6.3	0.0	0.0	-1.6	-1.6
5/19/2007 5:51	6.5	16.7	0.0	0.3	-1.5	56.6	-245.7	0.0	-6.3	0.0	0.0	-1.6	-1.6
5/19/2007 6:01	6.5	16.7	0.0	0.3	-1.5	56.9	-247.2	1.5	-6.3	0.0	0.0	-1.6	-1.6
5/19/2007 6:11	6.5	16.7	0.0	0.3	-1.5	56.5	-247.2	1.5	-6.3	0.0	0.0	-1.6	-1.6
5/19/2007 6:21	6.5	16.7	0.0	0.3	-1.5	58.5	-245.7	0.0	-6.3	0.0	0.0	-1.6	-1.6
5/19/2007 6:31	6.5	16.7	0.0	0.3	-1.5	60.4	-247.2	1.5	-6.3	0.0	0.0	-1.7	-1.7
5/19/2007 6:41	6.5	16.7	0.0	0.2	-1.5	58.4	-245.7	1.5	-6.3	0.0	0.0	-1.6	-1.6
5/19/2007 6:51	6.5	16.7	0.0	0.2	-1.5	59.5	-245.7	1.5	-6.3	0.0	0.0	-1.6	-1.7
5/19/2007 7:01	6.5	16.7	0.0	0.2	-1.5	59.9	-247.2	1.5	-6.3	0.0	0.0	-1.6	-1.6
5/19/2007 7:11	6.5	16.7	0.0	0.2	-1.5	61.9	-245.7	1.5	-6.3	0.0	0.0	-1.7	-1.7
5/19/2007 7:21	6.5	16.7	0.0	0.2	-1.5	62.1	-247.2	1.5	-6.3	0.0	0.0	-1.7	-1.6
5/19/2007 7:31	6.5	16.7	0.0	0.2	-1.5	56.2	-245.7	1.5	-6.3	0.0	0.0	-1.7	-1.7
5/19/2007 7:41	6.5	16.7	0.0	0.1	-1.5	58.5	-245.7	1.5	-6.3	0.0	0.0	-1.6	-1.7
5/19/2007 7:51	6.5	16.7	0.0	0.1	-1.5	59.2	-247.2	0.0	-6.3	0.0	0.0	-1.6	-1.7
5/19/2007 8:01	6.5	16.7	0.0	0.1	-1.5	62.2	-245.7	1.5	-6.3	0.0	0.0	-1.6	-1.7
5/19/2007 8:11	6.5	16.7	0.0	0.1	-1.5	61.3	-247.2	0.0	-6.3	0.0	0.0	-1.7	-1.6
5/19/2007 8:21	6.5	16.7	0.0	0.0	-1.5	59.5	-245.7	1.5	-6.3	0.0	0.0	-1.7	-1.7
5/19/2007 8:31	6.5	16.7	0.0	0.0	-1.5	66.1	-247.2	1.5	-6.3	0.0	0.0	-1.7	-1.6
5/19/2007 8:41	6.5	16.7	0.1	0.0	-1.5	59.4	-4.6	1.5	-6.3	0.0	0.0	-1.6	-1.6
5/19/2007 8:51	6.4	16.7	0.0	0.0	-1.5	57.5	-245.7	1.5	-6.3	0.0	0.0	-1.6	-1.6
5/19/2007 9:01	6.5	16.7	0.1	0.0	-1.5	62.6	-247.2	1.5	-6.3	0.0	0.0	-1.6	-1.6
5/19/2007 9:11	6.5	16.7	0.1	0.0	-1.5	63.0	-245.7	1.5	-6.3	0.0	0.0	-1.6	-1.6
5/19/2007 9:21	6.5	16.7	0.1	-0.1	-1.5	59.2	-245.7	1.5	-6.3	0.0	0.0	-1.6	-1.6
5/19/2007 9:31	6.5	16.7	0.1	-0.2	-1.5	57.3	-245.7	1.5	-6.3	0.0	0.0	-1.6	-1.6
5/19/2007 9:41	6.5	16.7	0.1	-0.2	-1.4	66.6	-247.2	0.0	-6.3	0.0	0.0	-1.6	-1.6
5/19/2007 9:51	6.4	16.7	0.1	-0.2	-1.4	60.1	-245.7	0.0	-6.3	0.0	0.0	-1.6	-1.6
5/19/2007 10:01	6.5	16.7	0.1	-0.2	-1.5	60.5	-247.2	1.5	-6.3	0.0	0.0	-1.6	-1.6
5/19/2007 10:11	6.4	16.7	0.1	-0.2	-1.4	62.9	-245.7	1.5	-6.3	0.0	0.0	-1.6	-1.6
5/19/2007 10:21	6.4	16.8	0.1	-0.2	-1.4	66.0	3.1	1.5	-6.3	0.0	0.0	-1.6	-1.6
5/19/2007 10:31	6.4	16.7	0.1	-0.2	-1.4	68.7	-245.7	0.0	-6.3	0.0	0.0	-1.6	-1.6
5/19/2007 10:41	6.4	16.7	0.1	-0.2	-1.4	57.9	-245.7	1.5	-6.3	0.0	0.0	-1.6	-1.6
5/19/2007 10:51	6.4	16.7	0.1	-0.2	-1.4	64.7	-247.2	1.5	-6.3	0.0	0.0	-1.6	-1.5
5/19/2007 11:01	6.4	16.7	0.1	-0.2	-1.4	66.0	-245.7	3.1	-6.3	0.0	0.0	-1.6	-1.5
5/19/2007 11:11	6.4	16.7	0.1	-0.2	-1.4	62.9	-245.7	1.5	-6.3	0.0	0.0	-1.6	-1.5
5/19/2007 11:21	6.4	16.7	0.1	-0.2	-1.4	62.4	-245.7	1.5	-6.3	0.0	0.0	-1.6	-1.5
5/19/2007 11:31	6.4	16.7	0.1	-0.2	-1.4	73.0	-245.7	1.5	-6.3	0.0	0.0	-1.6	-1.5
5/19/2007 11:41	6.4	16.7	0.1	-0.2	-1.3	64.4	-245.7	3.1	-6.3	0.0	0.0	-1.5	-1.5
5/19/2007 11:51	6.4	16.7	0.1	-0.2	-1.3	70.0	-247.2	1.5	-6.3	0.0	0.0	-1.5	-1.4

DATE/TIME	AT-100V Prod. Water UF Inlet pH	LT-100V UF Feed Tank Level %	PT-100V UF Prefilter Inlet Pres. psig	PT-101V UF Prefilter Outlet Press. psig	PT-102V UF Unit Inlet Press. psig	TT-100V UF Unit Inlet Temp °F	AT-201V UF Unit pH Nano Stor	AT-200V Prod. Water Conductivity micromhos	FT-200V UF Unit Perm. Flow gpm	FT-201V UF Unit Conc. Flow gpm	FT-202V UF Unit Recycle Flow gpm	PT-200V UF Outlet Perm. Pres. psig	PT-201V UF Outlet Conc. Press psig
5/19/2007 12:01	6.4	16.7	0.1	-0.1	-1.3	65.8	-245.7	1.5	-6.3	0.0	0.0	-1.5	-1.4
5/19/2007 12:11	6.4	16.7	0.1	0.0	-1.3	72.9	-247.2	1.5	-6.3	0.0	0.0	-1.5	-1.4
5/19/2007 12:21	6.4	16.7	0.1	0.0	-1.3	66.5	-245.7	1.5	-6.3	0.0	0.0	-1.5	-1.4
5/19/2007 12:31	6.4	16.7	0.1	0.1	-1.3	76.3	-247.2	1.5	-6.3	0.0	0.0	-1.5	-1.4
5/19/2007 12:41	6.4	16.7	0.1	0.1	-1.3	74.4	-245.7	1.5	-6.3	0.0	0.0	-1.4	-1.4
5/19/2007 12:51	6.4	16.7	0.1	0.2	-1.3	66.3	-245.7	1.5	-6.3	0.0	0.0	-1.4	-1.3
5/19/2007 13:01	6.4	16.7	0.1	0.2	-1.3	65.4	-245.7	1.5	-6.3	0.0	0.0	-1.4	-1.3
5/19/2007 13:11	6.4	16.7	0.1	0.3	-1.2	78.8	-245.7	1.5	-6.3	0.0	0.0	-1.4	-1.3
5/19/2007 13:21	6.4	16.7	0.1	0.4	-1.2	73.2	-245.7	1.5	-6.3	0.0	0.0	-1.4	-1.3
5/19/2007 13:32	6.4	16.7	0.1	0.5	-1.2	82.7	-245.7	1.5	-6.3	0.0	0.0	-1.4	-1.3
5/19/2007 13:42	6.4	16.7	0.1	0.6	-1.2	74.7	-245.7	1.5	-6.3	0.0	0.0	-1.4	-1.3
5/19/2007 13:52	6.4	16.7	0.2	0.7	-1.2	70.0	-245.7	1.5	-6.3	0.0	0.0	-1.4	-1.3
5/19/2007 14:02	6.4	16.7	0.2	0.8	-1.2	68.6	-245.7	3.1	-6.3	0.0	0.0	-1.4	-1.2
5/19/2007 14:12	6.4	16.7	0.2	0.9	-1.2	71.9	-245.7	1.5	-6.3	0.0	0.0	-1.3	-1.2
5/19/2007 14:22	6.4	16.7	0.1	1.0	-1.1	66.8	4.6	1.5	-6.3	0.0	0.0	-1.4	-1.2
5/19/2007 14:32	6.4	16.8	0.1	1.1	-1.1	74.0	-245.7	1.5	-6.3	0.0	0.0	-1.3	-1.2
5/19/2007 14:42	6.4	15.8	0.4	1.2	-1.1	66.8	-245.7	3.1	-6.3	0.0	0.0	-1.3	-1.2
5/19/2007 14:52	9.4	22.4	0.9	0.4	0.6	42.4	-245.7	3.1	-6.3	0.0	0.0	0.3	0.5
5/19/2007 15:02	8.4	24.2	32.0	31.1	52.9	50.7	-245.7	644.0	-6.3	5.8	13.6	42.0	50.1
5/19/2007 15:12	7.8	52.9	25.9	25.0	45.3	62.0	-245.7	677.6	-6.3	4.8	16.2	35.7	42.5
5/19/2007 15:22	8.1	51.0	26.2	25.1	47.2	54.9	-245.7	1.5	-6.3	4.9	16.2	35.4	42.3
5/19/2007 15:32	8.3	50.0	25.8	25.1	48.5	67.9	-244.2	3.1	-6.3	4.7	16.4	37.0	42.9
5/19/2007 15:42	8.4	50.0	25.4	24.9	45.7	63.8	-245.7	364.7	-6.3	4.6	16.6	36.8	42.9
5/19/2007 15:52	8.5	50.2	25.8	24.6	47.1	50.1	-245.7	639.4	-6.3	4.6	16.6	36.8	42.8
5/19/2007 16:02	8.5	50.0	26.0	24.8	47.2	49.3	-245.7	16.8	-6.3	4.4	16.4	36.7	42.8
5/19/2007 16:12	8.5	50.0	26.1	24.9	47.5	55.8	-245.7	625.7	-6.3	4.7	16.5	36.6	42.8
5/19/2007 16:22	8.5	49.8	26.2	24.9	46.5	60.3	-245.7	286.9	-6.3	4.6	16.6	36.7	42.8
5/19/2007 16:32	8.5	50.0	25.9	25.1	47.5	62.6	-244.2	291.5	-6.3	4.5	16.7	36.6	42.8
5/19/2007 16:42	8.5	50.0	26.1	25.0	47.2	68.1	-245.7	549.4	-6.3	4.6	16.4	36.5	43.0
5/19/2007 16:52	8.5	50.1	26.7	25.1	47.3	57.5	-245.7	618.0	-6.3	4.6	16.5	36.5	42.9
5/19/2007 17:02	8.5	49.9	26.4	25.0	45.8	58.3	-245.7	537.2	-6.3	4.7	16.7	36.5	42.9
5/19/2007 17:12	8.5	49.9	26.2	25.1	45.5	52.6	-245.7	216.7	-6.3	4.6	16.7	36.6	43.1
5/19/2007 17:22	8.5	49.9	26.0	25.0	46.6	56.1	-245.7	567.7	-6.3	4.6	16.8	36.5	43.1
5/19/2007 17:32	8.5	49.9	26.0	24.9	45.3	66.3	-245.7	233.5	-6.3	4.6	16.4	36.4	42.9
5/19/2007 17:42	8.5	50.1	25.8	24.8	46.2	59.7	-245.7	25.9	-6.3	4.5	16.5	36.4	42.9
5/19/2007 17:52	8.5	50.0	26.2	25.0	48.5	66.5	-245.7	1.5	-6.3	4.7	16.5	36.5	43.0
5/19/2007 18:02	8.4	50.1	26.1	25.0	45.9	61.0	-245.7	1.5	-6.3	4.5	16.7	36.3	43.0
5/19/2007 18:12	8.4	49.9	26.2	25.0	45.9	61.3	-245.7	3.1	-6.3	4.7	16.4	36.4	42.9
5/19/2007 18:22	8.4	50.0	26.1	25.1	45.2	60.1	-245.7	1.5	-6.3	4.5	16.8	36.4	43.1
5/19/2007 18:32	8.4	50.3	25.8	25.0	47.6	59.5	-245.7	216.7	-6.3	4.6	16.6	36.4	43.1
5/19/2007 18:42	8.5	50.1	26.8	25.1	46.2	59.7	-245.7	550.9	-6.3	4.4	16.9	36.1	43.0
5/19/2007 18:52	8.5	50.0	26.3	24.9	49.5	52.2	-245.7	1.5	-6.3	4.6	16.4	36.2	43.2
5/19/2007 19:02	8.5	50.3	26.3	25.0	45.3	61.5	-245.7	541.7	-6.3	4.4	16.5	36.2	43.1
5/19/2007 19:12	8.4	50.0	25.9	24.8	45.8	57.5	-245.7	201.4	-6.3	4.6	16.3	36.2	43.2
5/19/2007 19:22	8.4	50.0	26.1	25.1	48.7	61.2	-245.7	3.1	-6.3	4.6	16.9	36.1	43.0
5/19/2007 19:32	8.4	50.2	25.9	24.8	49.8	54.1	-245.7	1.5	-6.3	4.5	16.4	36.0	43.0
5/19/2007 19:42	8.4	49.9	25.7	25.0	46.8	53.8	-245.7	3.1	-6.3	4.6	16.6	36.1	43.2
5/19/2007 19:52	8.4	49.8	25.8	25.1	47.0	48.9	-245.7	1.5	-6.3	4.5	16.8	35.9	43.0
5/19/2007 20:02	8.4	50.1	25.5	25.0	47.0	54.5	-245.7	1.5	-6.3	4.6	16.9	35.9	43.1
5/19/2007 20:12	8.4	50.1	25.9	24.8	47.6	50.9	-244.2	1.5	-6.3	4.6	16.7	35.8	43.2
5/19/2007 20:22	8.4	50.0	26.1	24.9	47.2	59.6	-245.7	3.1	-6.3	4.5	16.7	36.0	43.2
5/19/2007 20:32	8.3	49.8	25.9	24.8	47.6	56.9	-245.7	3.1	-6.3	4.6	16.6	35.8	43.1
5/19/2007 20:42	8.3	50.1	26.3	25.1	47.0	39.7	-245.7	1.5	-6.3	4.6	16.7	35.8	43.1
5/19/2007 20:52	8.3	50.0	26.2	25.1	47.9	44.7	-245.7	1.5	-6.3	4.6	16.9	35.7	43.1
5/19/2007 21:02	8.4	50.2	26.0	24.9	46.4	48.7	-245.7	1.5	-6.3	4.6	16.7	35.8	43.2
5/19/2007 21:12	8.4	50.1	26.1	25.0	47.5	42.9	-245.7	1.5	-6.3	4.7	16.6	35.8	43.3

DATE/TIME	AT-100V Prod. Water UF Inlet pH	LT-100V UF Feed Tank Level %	PT-100V UF Prefilter Inlet Pres. psig	PT-101V UF Prefilter Outlet Press. psig	PT-102V UF Unit Inlet Press. psig	TT-100V UF Unit Inlet Temp °F	AT-201V UF Unit pH Nano Stor	AT-200V Prod. Water Conductivity micromhos	FT-200V UF Unit Perm. Flow gpm	FT-201V UF Unit Conc. Flow gpm	FT-202V UF Unit Recycle Flow gpm	PT-200V UF Outlet Perm. Pres. psig	PT-201V UF Outlet Conc. Press psig
5/19/2007 21:22	8.4	49.9	26.1	25.2	47.2	48.5	-245.7	1.5	-6.3	4.7	16.8	35.7	43.1
5/19/2007 21:32	8.3	50.0	26.1	25.1	47.0	54.1	-245.7	1.5	-6.3	4.5	16.8	35.8	43.4
5/19/2007 21:42	8.3	50.0	26.4	25.2	47.5	55.5	-245.7	1.5	-6.3	4.7	16.6	35.6	43.3
5/19/2007 21:52	8.3	50.1	25.7	24.8	47.4	46.1	-245.7	1.5	-6.3	4.5	16.8	35.5	43.2
5/19/2007 22:02	8.3	49.9	26.5	25.1	47.0	44.7	-247.2	1.5	-6.3	4.6	16.7	35.5	43.3
5/19/2007 22:12	8.3	50.0	26.1	25.3	47.7	45.0	-245.7	1.5	-6.3	4.5	16.7	35.5	43.4
5/19/2007 22:22	8.3	50.0	26.2	25.1	47.2	44.0	-245.7	1.5	-6.3	4.5	16.7	35.6	43.4
5/19/2007 22:32	8.3	50.0	26.3	25.2	48.0	51.1	-245.7	1.5	-6.3	4.6	16.4	35.6	43.4
5/19/2007 22:42	8.3	49.8	25.9	24.9	46.7	48.4	-245.7	1.5	-6.3	4.5	16.5	35.3	43.3
5/19/2007 22:52	8.2	50.0	25.8	24.8	47.1	57.4	-245.7	0.0	-6.3	4.6	16.7	35.3	43.4
5/19/2007 23:02	8.2	50.1	26.2	25.1	47.3	43.6	-245.7	1.5	-6.3	4.7	16.7	35.3	43.4
5/19/2007 23:12	8.2	50.1	25.7	24.9	47.5	43.8	-245.7	1.5	-6.3	4.7	16.7	35.3	43.4
5/19/2007 23:22	8.2	50.0	25.9	24.9	48.3	52.4	-245.7	289.9	-6.3	4.6	16.6	35.2	43.4
5/19/2007 23:32	8.2	50.0	25.9	24.8	47.1	39.6	-247.2	4.6	-6.3	4.6	16.7	35.2	43.3
5/19/2007 23:42	8.2	50.0	25.8	24.9	46.8	39.6	-247.2	3.1	-6.3	4.6	16.6	35.1	43.4
5/19/2007 23:52	8.3	50.0	25.5	24.8	46.5	51.3	-245.7	1.5	-6.3	4.5	16.5	35.0	43.3
5/20/2007 0:02	8.3	49.9	26.0	25.0	47.2	37.9	-247.2	1.5	-6.3	4.6	16.7	35.0	43.3
5/20/2007 0:12	8.3	50.2	25.8	24.8	47.0	47.6	-245.7	3.1	-6.3	4.7	16.6	35.2	43.6
5/20/2007 0:22	8.2	50.0	26.5	24.9	47.2	52.8	-245.7	285.4	-6.3	4.5	16.7	34.8	43.4
5/20/2007 0:32	8.2	50.0	26.5	25.0	48.1	45.6	-245.7	1.5	-6.3	4.5	16.9	34.7	43.5
5/20/2007 0:42	8.2	49.9	26.0	25.0	48.0	50.8	-1.5	1.5	-6.3	4.6	17.0	34.9	43.6
5/20/2007 0:52	8.2	50.0	25.9	25.1	47.6	45.2	-245.7	459.3	-6.3	4.5	16.8	34.7	43.5
5/20/2007 1:02	8.2	50.1	25.9	25.1	47.5	38.3	-245.7	1.5	-6.3	4.6	16.6	34.7	43.6
5/20/2007 1:12	8.2	49.9	25.8	25.0	48.0	41.7	-245.7	215.2	-6.3	4.5	16.7	34.5	43.6
5/20/2007 1:22	8.2	50.1	25.8	25.0	47.5	33.6	-247.2	245.7	-6.3	4.7	16.6	34.5	43.6
5/20/2007 1:32	8.2	50.0	25.3	24.8	47.4	40.2	-245.7	508.2	-6.3	4.5	16.8	34.3	43.4
5/20/2007 1:42	8.2	49.9	25.9	24.9	47.1	36.6	-245.7	7.6	-6.3	4.5	17.0	34.3	43.7
5/20/2007 1:52	8.2	50.0	26.1	24.9	47.9	38.4	-245.7	541.7	-6.3	4.5	16.9	34.1	43.6
5/20/2007 2:02	8.2	50.1	25.9	24.7	48.2	42.8	3.1	521.9	-6.3	4.5	16.4	34.2	43.8
5/20/2007 2:12	8.2	50.1	26.1	25.0	48.7	44.4	-247.2	560.0	-6.3	4.5	16.9	33.8	43.6
5/20/2007 2:22	8.2	50.2	25.8	24.7	48.5	43.5	-245.7	497.5	-6.3	4.5	17.1	33.8	43.7
5/20/2007 2:32	8.2	50.0	25.9	24.8	48.9	41.9	-247.2	253.3	-6.3	4.6	16.8	33.7	43.7
5/20/2007 2:42	8.2	49.9	25.8	24.7	48.9	39.7	-245.7	544.8	-6.3	4.7	16.9	33.5	43.6
5/20/2007 2:52	8.2	49.9	25.9	25.0	47.7	34.1	-245.7	230.4	-6.3	4.5	16.8	33.6	43.9
5/20/2007 3:02	8.2	50.1	26.4	25.0	48.1	45.4	-245.7	553.9	-6.3	4.4	17.1	33.2	43.8
5/20/2007 3:12	8.2	50.0	26.1	25.2	48.6	42.2	-245.7	502.1	-6.3	4.6	16.5	33.3	44.1
5/20/2007 3:22	8.2	49.9	26.3	24.6	48.0	20.3	-245.7	540.2	-6.3	4.5	16.6	33.0	43.8
5/20/2007 3:32	8.2	50.1	26.2	25.1	47.2	36.8	-247.2	232.0	-6.3	4.6	17.0	32.9	44.0
5/20/2007 3:42	8.2	49.9	26.1	24.8	49.1	41.9	-245.7	503.6	-6.3	4.6	17.0	32.6	43.9
5/20/2007 3:52	8.2	49.9	26.1	24.9	48.9	44.1	-245.7	351.0	-6.3	4.5	17.3	32.5	43.9
5/20/2007 4:02	8.2	49.9	26.1	25.1	47.8	44.0	-245.7	517.3	-6.3	4.6	16.9	32.3	44.1
5/20/2007 4:12	8.2	50.1	25.9	25.0	48.8	38.4	-247.2	433.4	-6.3	4.6	17.3	32.0	44.1
5/20/2007 4:22	8.2	50.1	26.4	25.3	48.5	36.5	-245.7	517.3	-6.3	4.5	17.0	31.8	44.2
5/20/2007 4:32	8.2	50.2	26.1	25.3	48.3	38.1	-245.7	430.3	-6.3	4.6	17.2	31.6	44.4
5/20/2007 4:42	8.2	49.9	26.4	25.0	48.5	29.9	-245.7	515.8	-6.3	4.6	16.7	31.3	44.3
5/20/2007 4:52	8.3	49.9	25.9	24.7	48.6	43.3	4.6	515.8	-6.3	4.6	17.1	30.8	44.3
5/20/2007 5:02	8.3	50.1	26.1	25.0	49.0	33.8	-245.7	482.2	-6.3	4.7	17.4	30.5	44.5
5/20/2007 5:12	8.3	49.9	26.4	25.4	49.0	43.4	-245.7	483.7	-6.3	4.6	17.2	30.3	44.5
5/20/2007 5:22	8.3	50.0	26.3	25.0	48.4	35.9	-245.7	451.7	-6.3	4.5	17.4	29.8	44.7
5/20/2007 5:32	8.3	50.0	26.2	25.0	49.0	39.2	-245.7	489.9	-6.3	4.6	17.2	29.3	44.6
5/20/2007 5:42	8.3	50.0	26.1	24.7	48.8	43.5	-247.2	451.7	-6.3	4.7	17.3	28.8	44.7
5/20/2007 5:52	8.3	50.0	25.7	24.8	48.6	42.8	-245.7	474.6	-6.3	4.6	17.2	28.4	44.9
5/20/2007 6:02	8.3	49.9	26.0	24.9	49.0	46.8	3.1	434.9	-6.3	4.5	17.7	27.9	45.0
5/20/2007 6:12	8.3	50.0	25.9	25.0	48.7	44.4	-245.7	500.5	-6.3	4.7	17.7	27.3	45.0
5/20/2007 6:22	8.3	50.0	26.1	24.7	49.4	32.3	-247.2	467.0	-6.3	4.5	17.6	26.9	45.3
5/20/2007 6:32	8.3	50.0	25.9	25.1	48.9	39.6	-245.7	465.4	-6.3	4.7	17.4	26.3	45.2

DATE/TIME	AT-100V Prod. Water UF Inlet pH	LT-100V UF Feed Tank Level %	PT-100V UF Prefilter Inlet Pres. psig	PT-101V UF Prefilter Outlet Press. psig	PT-102V UF Unit Inlet Press. psig	TT-100V UF Unit Inlet Temp °F	AT-201V UF Unit pH Nano Stor	AT-200V Prod. Water Conductivity micromhos	FT-200V UF Unit Perm. Flow gpm	FT-201V UF Unit Conc. Flow gpm	FT-202V UF Unit Recycle Flow gpm	PT-200V UF Outlet Perm. Pres. psig	PT-201V UF Outlet Conc. Press psig
5/20/2007 6:42	8.3	50.0	26.6	25.1	49.3	31.1	-245.7	434.9	-6.3	4.7	17.3	25.8	45.4
5/20/2007 6:52	8.3	50.1	25.6	25.0	49.1	40.1	-245.7	457.8	-6.3	4.6	17.7	25.2	45.4
5/20/2007 7:02	8.3	50.1	26.2	24.6	49.9	46.2	-245.7	447.1	-6.3	4.7	17.9	24.4	45.5
5/20/2007 7:12	8.3	50.1	26.0	25.1	49.7	42.0	-245.7	460.9	-6.3	4.5	17.7	24.0	45.6
5/20/2007 7:22	8.3	49.9	26.0	24.8	49.4	32.6	-247.2	483.7	-6.3	4.7	18.1	23.6	45.8
5/20/2007 7:32	8.3	49.9	26.1	25.0	49.9	37.7	-247.2	459.3	-6.3	4.7	17.8	23.0	45.7
5/20/2007 7:42	8.3	50.0	25.9	25.0	49.7	31.2	-245.7	459.3	-6.3	4.5	17.8	22.4	45.7
5/20/2007 7:52	8.3	50.0	26.3	25.0	49.9	40.0	-245.7	424.2	-6.3	4.6	18.0	22.0	46.0
5/20/2007 8:02	8.4	50.0	26.4	25.0	50.0	52.0	-247.2	470.0	-6.3	4.7	17.7	21.6	45.9
5/20/2007 8:12	8.4	50.1	26.0	24.8	50.0	59.5	-247.2	480.7	-6.3	4.6	17.7	21.3	46.1
5/20/2007 8:22	8.4	50.0	26.0	25.2	49.5	46.0	4.6	483.7	-6.3	4.6	17.7	20.7	46.1
5/20/2007 8:32	8.4	49.9	26.1	24.9	50.1	39.8	-245.7	453.2	-6.3	4.6	18.2	20.3	46.3
5/20/2007 8:42	8.4	50.0	26.1	25.3	50.6	35.0	-245.7	482.2	-6.3	4.6	18.3	20.1	46.5
5/20/2007 8:52	8.4	50.0	25.6	24.8	50.1	45.4	-245.7	480.7	-6.3	4.7	18.2	19.7	46.4
5/20/2007 9:02	8.4	50.0	26.0	25.0	50.6	38.1	-245.7	465.4	-6.3	4.7	18.1	19.3	46.5
5/20/2007 9:12	8.4	50.0	25.9	25.0	51.1	54.0	-245.7	482.2	-6.3	4.7	17.9	19.0	46.6
5/20/2007 9:22	8.5	50.1	26.1	24.9	50.9	40.1	-247.2	491.4	-6.3	4.7	18.4	18.5	46.3
5/20/2007 9:32	8.5	50.1	25.9	24.5	50.6	40.9	-245.7	486.8	-6.3	4.6	18.4	18.3	46.4
5/20/2007 9:42	8.5	49.8	26.5	25.1	51.0	41.5	-245.7	485.3	-6.3	4.7	18.0	18.3	46.9
5/20/2007 9:52	8.5	50.0	25.9	24.7	50.8	46.2	-245.7	492.9	-6.3	4.7	18.3	17.8	46.5
5/20/2007 10:02	8.5	50.1	26.3	25.1	51.1	45.3	-245.7	499.0	-6.3	4.8	17.9	17.6	46.7
5/20/2007 10:12	8.5	50.0	26.3	25.4	50.7	47.2	-245.7	514.3	-6.3	4.6	18.1	17.4	46.9
5/20/2007 10:22	8.5	50.0	26.5	25.2	50.8	55.8	4.6	503.6	-6.3	4.6	18.5	17.1	47.0
5/20/2007 10:32	8.5	49.9	26.1	24.9	51.1	52.5	-245.7	515.8	-6.3	4.6	18.6	16.9	46.7
5/20/2007 10:42	8.3	50.0	25.6	24.8	51.1	51.0	-245.7	534.1	-6.3	4.8	18.4	16.7	46.8
5/20/2007 10:52	8.3	50.0	26.4	25.0	51.0	56.8	4.6	544.8	-6.3	4.8	18.2	16.8	47.2
5/20/2007 11:02	8.3	50.0	26.3	25.0	51.5	53.0	-245.7	555.5	-6.3	4.6	18.8	16.6	47.2
5/20/2007 11:12	8.3	49.9	26.4	25.2	50.9	54.8	-245.7	570.7	-6.3	4.6	18.4	16.3	47.1
5/20/2007 11:22	8.3	49.9	25.9	24.8	50.8	45.2	-247.2	567.7	-6.3	4.8	18.5	16.0	47.1
5/20/2007 11:32	8.3	50.1	26.4	25.2	50.6	49.3	-245.7	581.4	-6.3	4.8	18.1	15.9	47.1
5/20/2007 11:42	8.3	50.0	26.4	25.0	51.1	55.6	3.1	604.3	-6.3	4.7	18.3	15.7	47.1
5/20/2007 11:52	8.3	50.0	26.2	24.9	51.0	39.6	-245.7	608.9	-6.3	4.7	18.0	15.6	47.3
5/20/2007 12:02	8.3	50.0	26.7	25.4	50.8	54.6	3.1	596.7	-6.3	4.5	18.6	15.4	47.4
5/20/2007 12:12	8.3	49.9	26.6	25.3	51.4	54.9	-245.7	627.2	-6.3	4.8	18.7	15.3	47.4
5/20/2007 12:22	8.2	50.0	26.4	24.7	51.7	60.9	-244.2	613.5	-6.3	4.7	18.3	15.0	47.6
5/20/2007 12:32	8.1	50.0	26.4	25.1	51.0	60.7	-245.7	630.2	-6.3	4.7	18.5	14.4	47.4
5/20/2007 12:42	8.1	50.0	26.0	24.8	51.7	50.7	-245.7	642.5	-6.3	4.6	18.2	13.7	47.5
5/20/2007 12:52	8.1	49.9	26.1	24.9	51.1	50.8	-245.7	648.6	-6.3	4.8	18.7	13.0	47.8
5/20/2007 13:02	8.1	50.1	26.4	24.9	51.7	59.3	-245.7	651.6	-6.3	4.7	18.8	12.4	48.0
5/20/2007 13:12	8.1	50.0	26.2	25.1	52.2	62.5	-245.7	651.6	-6.3	4.8	18.8	11.8	47.9
5/20/2007 13:22	8.1	50.0	26.6	25.2	53.1	64.2	-245.7	653.1	-6.3	4.7	18.8	11.5	48.5
5/20/2007 13:32	8.1	49.9	26.5	25.1	51.6	57.8	-245.7	651.6	-6.3	4.8	19.1	10.6	48.2
5/20/2007 13:42	8.1	49.9	26.6	25.2	52.3	69.8	-247.2	650.1	-6.3	4.8	18.8	10.2	48.3
5/20/2007 13:52	7.7	51.7	26.2	25.1	52.7	68.0	-245.7	653.1	-6.3	4.4	19.0	10.1	49.2
5/20/2007 14:02	7.6	49.5	26.1	24.9	53.1	53.3	-245.7	657.7	-6.3	4.5	19.3	9.6	49.2
5/20/2007 14:12	7.3	49.8	25.9	24.9	52.4	65.6	-245.7	656.2	-6.3	4.2	19.6	8.7	49.1
5/20/2007 14:22	7.1	49.8	26.5	25.2	53.5	68.2	-244.2	656.2	-6.3	4.4	19.4	8.1	49.6
5/20/2007 14:32	7.0	49.9	26.3	25.3	53.9	55.6	4.6	628.7	-6.3	4.5	19.4	7.0	49.9
5/20/2007 14:42	7.0	49.9	26.4	25.1	54.2	80.3	-245.7	604.3	-6.3	4.5	19.4	6.3	50.1
5/20/2007 14:52	6.9	50.2	26.6	25.1	54.0	65.4	-245.7	590.6	-6.3	4.4	19.4	6.1	50.4
5/20/2007 15:02	6.9	50.1	26.6	25.2	54.5	56.7	-245.7	569.2	-6.3	4.5	19.6	5.6	50.4
5/20/2007 15:12	6.8	50.2	26.2	25.3	54.2	67.3	-245.7	604.3	-6.3	4.4	19.8	5.3	50.5
5/20/2007 15:22	6.8	50.1	26.2	25.0	54.1	70.9	-245.7	636.3	-6.3	4.3	20.3	5.1	50.5
5/20/2007 15:32	6.8	50.0	26.1	24.7	54.4	69.7	-245.7	628.7	-6.3	4.4	20.0	4.9	50.8
5/20/2007 15:42	6.8	50.2	26.8	25.3	54.9	67.2	-245.7	625.7	-6.3	4.4	20.0	4.9	51.0
5/20/2007 15:52	6.8	50.1	26.7	25.1	55.0	53.2	-245.7	618.0	-6.3	4.4	20.1	4.8	51.0

DATE/TIME	AT-100V Prod. Water UF Inlet pH	LT-100V UF Feed Tank Level %	PT-100V UF Prefilter Inlet Pres. psig	PT-101V UF Prefilter Outlet Press. psig	PT-102V UF Unit Inlet Press. psig	TT-100V UF Unit Inlet Temp °F	AT-201V UF Unit pH Nano Stor	AT-200V Prod. Water Conductivity micromhos	FT-200V UF Unit Perm. Flow gpm	FT-201V UF Unit Conc. Flow gpm	FT-202V UF Unit Recycle Flow gpm	PT-200V UF Outlet Perm. Pres. psig	PT-201V UF Outlet Conc. Press psig
5/20/2007 16:02	6.8	50.1	26.4	25.1	54.5	76.1	-245.7	613.5	-6.3	4.4	19.6	4.7	51.1
5/20/2007 16:12	6.8	50.2	26.6	24.9	55.2	63.4	6.1	604.3	-6.3	4.4	19.7	4.5	50.9
5/20/2007 16:22	6.8	50.0	26.6	25.0	54.9	64.3	-244.2	599.7	-6.3	4.4	19.8	4.5	51.0
5/20/2007 16:32	6.8	49.9	26.2	25.1	54.5	73.9	-245.7	598.2	-6.3	4.5	20.0	4.3	50.8
5/20/2007 16:42	6.8	50.0	26.1	25.0	54.6	60.1	-245.7	593.6	-6.3	4.4	20.3	4.3	50.9
5/20/2007 16:52	6.8	49.9	26.1	25.3	55.1	70.5	-245.7	3.1	-6.3	4.4	19.9	4.2	51.0
5/20/2007 17:02	6.8	49.8	26.4	25.1	55.7	86.0	-244.2	3.1	-6.3	4.4	19.7	4.3	51.4
5/20/2007 17:12	6.8	50.0	26.3	24.9	54.7	77.5	-245.7	3.1	-6.3	4.4	20.3	4.0	50.9
5/20/2007 17:22	6.8	49.9	26.3	24.9	55.0	68.7	-244.2	1.5	-6.3	4.5	19.9	4.0	50.9
5/20/2007 17:32	6.8	49.9	26.4	25.3	55.0	61.8	-244.2	3.1	-6.3	4.4	20.3	4.0	51.3
5/20/2007 17:42	6.8	50.0	26.1	25.1	54.6	80.3	-244.2	3.1	-6.3	4.5	20.3	3.9	51.2
5/20/2007 17:52	6.8	50.2	26.0	25.0	54.2	66.9	-244.2	3.1	-6.3	4.5	20.3	3.7	50.9
5/20/2007 18:02	6.8	50.1	26.3	24.8	55.1	71.6	-244.2	3.1	-6.3	4.4	20.0	3.8	51.3
5/20/2007 18:12	6.8	50.0	26.0	24.8	55.3	70.3	-245.7	3.1	-6.3	4.3	20.5	3.7	51.2
5/20/2007 18:22	6.8	49.9	26.0	25.0	55.2	52.9	-244.2	3.1	-6.3	4.5	20.2	3.6	51.0
5/20/2007 18:32	6.8	49.9	26.4	24.7	55.1	60.2	-245.7	1.5	-6.3	4.4	20.2	3.4	51.0
5/20/2007 18:42	6.8	49.9	26.7	24.6	55.8	70.6	-245.7	3.1	-6.3	4.4	20.4	3.6	51.5
5/20/2007 18:52	6.8	50.0	26.9	25.4	56.0	67.3	-244.2	3.1	-6.3	4.4	20.4	3.7	51.4
5/20/2007 19:02	6.8	50.0	26.4	25.6	55.3	68.8	-245.7	3.1	-6.3	4.4	20.3	3.8	51.8
5/20/2007 19:12	6.8	50.2	26.3	25.3	54.7	57.3	-245.7	3.1	-6.3	4.5	20.0	3.7	51.6
5/20/2007 19:22	6.8	50.0	26.1	25.1	55.0	56.1	-244.2	1.5	-6.3	4.5	20.4	3.5	51.5
5/20/2007 19:32	6.8	50.1	26.1	24.5	55.3	63.3	-245.7	3.1	-6.3	4.4	19.9	3.4	51.3
5/20/2007 19:42	6.8	50.0	26.9	25.4	56.0	64.1	-228.9	3.1	-6.3	4.4	20.1	3.6	51.7
5/20/2007 19:52	6.8	50.0	26.5	24.6	55.5	60.9	-245.7	3.1	-6.3	4.4	20.2	3.4	51.2
5/20/2007 20:02	6.8	50.1	26.6	24.9	55.0	64.5	-245.7	3.1	-6.3	4.5	20.3	3.4	51.5
5/20/2007 20:12	6.8	50.4	26.1	24.9	54.8	62.7	-245.7	3.1	-6.3	4.4	20.3	3.4	51.7
5/20/2007 20:22	6.8	49.8	26.5	25.5	54.6	61.5	-245.7	1.5	-6.3	4.5	20.2	3.3	51.5
5/20/2007 20:32	6.8	50.0	26.3	25.0	55.1	55.1	-245.7	1.5	-6.3	4.4	20.1	3.3	51.4
5/20/2007 20:42	6.8	50.0	26.6	25.6	55.6	64.9	-244.2	3.1	-6.3	4.4	20.1	3.5	52.1
5/20/2007 20:52	6.8	50.1	26.5	25.0	54.9	69.2	-244.2	1.5	-6.3	4.3	20.0	3.2	51.5
5/20/2007 21:02	6.8	50.1	26.8	25.5	55.4	60.2	-245.7	534.1	-6.3	4.5	20.4	3.3	51.3
5/20/2007 21:12	6.8	49.9	26.4	25.0	55.2	62.8	-245.7	538.7	-6.3	4.4	20.7	3.1	51.6
5/20/2007 21:22	6.8	49.9	26.6	25.2	55.3	67.7	-244.2	541.7	-6.3	4.3	20.6	3.2	51.5
5/20/2007 21:32	6.8	50.0	26.1	25.1	55.6	67.2	-245.7	543.3	-6.3	4.4	20.0	3.1	51.2
5/20/2007 21:42	6.8	50.1	26.2	24.4	55.1	62.9	-245.7	546.3	-6.3	4.5	20.2	3.1	51.5
5/20/2007 21:52	6.8	50.0	26.2	24.9	55.7	55.8	-245.7	547.8	-6.3	4.5	20.3	3.1	51.6
5/20/2007 22:02	6.8	50.0	25.7	24.5	55.2	60.8	-245.7	552.4	-6.3	4.5	20.1	3.0	51.5
5/20/2007 22:12	6.8	50.0	26.4	24.9	55.5	61.6	-245.7	558.5	-6.3	4.3	20.2	3.0	51.6
5/20/2007 22:22	6.8	50.1	26.0	24.3	55.8	44.0	-245.7	558.5	-6.3	4.4	20.0	3.0	51.7
5/20/2007 22:32	6.8	50.1	26.4	25.0	55.3	47.3	-245.7	560.0	-6.3	4.3	20.4	2.9	51.2
5/20/2007 22:42	6.8	50.1	25.9	24.7	54.6	47.6	-245.7	566.2	-6.3	4.5	19.7	2.8	51.0
5/20/2007 22:52	6.8	50.1	26.7	25.4	55.2	51.8	-245.7	569.2	-6.3	4.4	19.8	3.0	51.5
5/20/2007 23:02	6.8	50.1	26.6	24.8	56.0	51.4	-245.7	569.2	-6.3	4.4	20.1	3.0	51.9
5/20/2007 23:12	6.8	49.9	26.6	25.3	55.5	56.1	-245.7	573.8	-6.3	4.4	20.7	3.0	51.9
5/20/2007 23:22	6.8	50.1	26.2	25.0	55.3	43.7	-245.7	573.8	-6.3	4.4	20.1	2.9	51.5
5/20/2007 23:32	6.8	50.2	26.1	24.6	55.8	67.9	-245.7	575.3	-6.3	4.5	20.0	2.9	51.7
5/20/2007 23:42	6.8	50.0	26.2	24.8	55.0	51.2	-245.7	576.8	-6.3	4.5	20.8	2.9	51.7
5/20/2007 23:52	6.7	50.0	26.4	25.1	55.2	52.7	-244.2	576.8	-6.3	4.5	20.4	3.0	51.8
5/21/2007 0:02	6.7	50.0	26.5	25.3	55.5	57.5	-245.7	578.4	-6.3	4.4	20.2	2.9	51.8
5/21/2007 0:12	6.7	50.1	26.3	25.2	55.5	45.0	-245.7	576.8	-6.3	4.5	20.6	2.8	51.6
5/21/2007 0:22	6.7	50.0	26.5	25.1	55.5	62.2	-245.7	578.4	-6.3	4.5	20.3	2.9	51.9
5/21/2007 0:32	6.8	50.1	27.0	25.7	55.7	47.2	-245.7	576.8	-6.3	4.4	20.0	2.9	51.9
5/21/2007 0:42	6.7	49.9	26.6	25.2	55.0	43.0	-244.2	578.4	-6.3	4.4	20.5	2.8	51.9
5/21/2007 0:52	6.7	50.0	26.7	25.7	56.0	37.0	-245.7	576.8	-6.3	4.3	20.2	3.0	52.0
5/21/2007 1:02	6.8	50.0	26.8	25.0	55.1	45.6	-245.7	573.8	-6.3	4.4	20.3	2.8	51.7
5/21/2007 1:12	6.8	50.1	26.7	25.1	55.9	35.4	-245.7	572.3	-6.3	4.4	20.7	2.8	51.7

DATE/TIME	AT-100V Prod. Water UF Inlet pH	LT-100V UF Feed Tank Level %	PT-100V UF Prefilter Inlet Pres. psig	PT-101V UF Prefilter Outlet Press. psig	PT-102V UF Unit Inlet Press. psig	TT-100V UF Unit Inlet Temp °F	AT-201V UF Unit pH Nano Stor	AT-200V Prod. Water Conductivity micromhos	FT-200V UF Unit Perm. Flow gpm	FT-201V UF Unit Conc. Flow gpm	FT-202V UF Unit Recycle Flow gpm	PT-200V UF Outlet Perm. Pres. psig	PT-201V UF Outlet Conc. Press psig
5/21/2007 1:22	6.8	50.0	26.4	25.3	55.3	32.9	-245.7	570.7	-6.3	4.3	20.3	2.7	51.9
5/21/2007 1:32	6.8	49.9	26.7	24.9	55.6	36.4	-245.7	570.7	-6.3	4.3	20.2	2.9	52.0
5/21/2007 1:42	6.8	50.0	26.3	25.0	55.8	44.5	-245.7	570.7	-6.3	4.5	20.5	2.7	51.6
5/21/2007 1:52	6.8	49.9	26.0	24.7	55.9	40.7	-245.7	569.2	-6.3	4.4	20.5	2.7	51.6
5/21/2007 2:02	6.8	49.9	26.4	24.9	55.3	38.0	-247.2	566.2	-6.3	4.5	20.5	2.7	52.0
5/21/2007 2:12	6.8	50.0	26.3	24.9	55.8	42.4	-245.7	567.7	-6.3	4.4	20.1	2.8	51.8
5/21/2007 2:22	6.8	49.9	26.4	24.9	55.5	49.9	-245.7	566.2	-6.3	4.4	20.4	2.7	51.8
5/21/2007 2:32	6.8	49.9	26.1	24.8	55.0	32.1	-245.7	567.7	-6.3	4.4	20.2	2.7	51.5
5/21/2007 2:42	6.8	50.1	26.9	25.0	55.4	39.4	-245.7	566.2	-6.3	4.4	20.3	2.8	51.9
5/21/2007 2:52	6.9	50.0	26.4	24.8	55.6	40.4	-245.7	564.6	-6.3	4.4	20.3	2.6	51.6
5/21/2007 3:02	6.9	50.0	26.7	25.1	55.9	47.9	-245.7	564.6	-6.3	4.4	19.9	2.7	51.9
5/21/2007 3:12	6.9	49.9	26.5	25.1	56.3	44.1	-245.7	566.2	-6.3	4.5	20.2	2.7	51.9
5/21/2007 3:22	6.9	49.9	26.4	25.3	55.8	46.7	-245.7	564.6	-6.3	4.4	20.5	2.8	52.1
5/21/2007 3:32	6.9	49.9	27.1	25.9	55.7	43.3	-245.7	564.6	-6.3	4.5	20.5	2.9	51.9
5/21/2007 3:42	6.9	50.2	26.5	25.0	55.7	44.8	-247.2	563.1	-6.3	4.4	20.3	2.6	51.5
5/21/2007 3:52	7.0	50.0	26.4	25.0	56.0	36.5	-245.7	563.1	-6.3	4.4	20.5	2.7	52.2
5/21/2007 4:02	7.1	50.1	26.6	25.2	55.4	43.2	-245.7	567.7	-6.3	4.3	20.3	2.8	52.0
5/21/2007 4:12	7.1	50.0	26.8	25.1	56.4	47.4	-245.7	572.3	-6.3	4.3	20.3	2.6	52.1
5/21/2007 4:22	7.1	49.9	26.4	24.9	55.1	53.0	-247.2	573.8	-6.3	4.5	20.5	2.6	52.0
5/21/2007 4:32	7.1	49.9	26.7	25.0	56.0	28.6	-245.7	579.9	-6.3	4.5	20.3	2.6	51.9
5/21/2007 4:42	7.1	50.1	26.4	24.8	55.0	36.9	-245.7	586.0	-6.3	4.5	20.3	2.7	52.0
5/21/2007 4:52	7.1	50.1	26.8	25.3	56.1	35.3	-247.2	589.0	-6.3	4.4	20.3	2.5	51.9
5/21/2007 5:02	7.1	50.0	26.4	24.9	55.3	33.1	-247.2	598.2	-6.3	4.4	20.2	2.5	51.9
5/21/2007 5:12	7.1	50.1	26.3	24.9	55.3	49.4	-245.7	604.3	-6.3	4.4	20.3	2.5	51.8
5/21/2007 5:22	7.0	49.9	26.6	25.6	55.9	45.0	-245.7	610.4	-6.3	4.4	20.5	2.5	51.9
5/21/2007 5:32	7.1	50.1	26.4	25.0	55.3	46.4	-245.7	615.0	-6.3	4.3	19.7	2.5	51.7
5/21/2007 5:42	7.0	50.0	26.3	24.6	55.2	46.4	-245.7	619.6	-6.3	4.5	20.1	2.6	51.8
5/21/2007 5:52	7.0	49.9	26.8	24.8	56.0	42.0	-245.7	625.7	-6.3	4.3	20.5	2.5	51.9
5/21/2007 6:02	7.0	49.9	26.6	24.9	55.4	56.6	-245.7	628.7	-6.3	4.4	20.6	2.6	52.1
5/21/2007 6:12	7.1	49.9	26.7	25.4	56.8	50.3	-245.7	630.2	-6.3	4.5	19.9	2.7	52.1
5/21/2007 6:22	7.1	50.1	26.0	24.4	55.3	36.5	-245.7	633.3	-6.3	4.4	19.9	2.4	51.6
5/21/2007 6:32	7.1	50.0	26.9	25.3	56.1	37.4	-247.2	634.8	-6.3	4.5	20.2	2.6	52.1
5/21/2007 6:42	7.1	50.0	26.7	24.8	55.5	34.6	-245.7	637.9	-6.3	4.5	20.5	2.4	51.8
5/21/2007 6:52	7.1	50.0	26.5	25.5	55.1	48.4	-247.2	636.3	-6.3	4.5	20.7	2.5	52.0
5/21/2007 7:02	7.1	49.9	26.5	24.9	55.1	38.5	-245.7	637.9	-6.3	4.5	20.6	2.6	52.1
5/21/2007 7:12	7.1	49.9	26.5	25.3	55.5	33.3	-247.2	634.8	-6.3	4.3	20.5	2.5	52.1
5/21/2007 7:22	7.1	50.1	27.0	25.3	56.1	35.8	-245.7	633.3	-6.3	4.4	20.1	2.5	52.0
5/21/2007 7:32	7.0	50.0	26.2	25.0	55.7	34.6	-247.2	631.8	-6.3	4.4	20.2	2.4	51.9
5/21/2007 7:42	7.0	49.9	26.6	25.0	55.8	39.3	-245.7	627.2	-6.3	4.3	20.7	2.5	52.3
5/21/2007 7:52	7.0	50.0	26.7	25.4	55.1	31.0	-245.7	625.7	-6.3	4.4	20.4	2.5	51.9
5/21/2007 8:02	7.0	49.9	26.9	24.9	56.1	50.1	-245.7	622.6	-6.3	4.4	20.8	2.5	52.0
5/21/2007 8:12	7.0	49.9	27.1	25.4	55.9	40.2	-245.7	618.0	-6.3	4.4	20.4	2.6	51.9
5/21/2007 8:22	7.0	50.0	26.8	25.1	55.1	46.0	-247.2	618.0	-6.3	4.3	20.6	2.5	51.6
5/21/2007 8:32	7.0	49.9	26.6	25.2	55.5	48.6	-245.7	615.0	-6.3	4.4	20.5	2.6	52.1
5/21/2007 8:42	6.8	50.0	26.4	24.8	55.5	41.3	3.1	613.5	-6.3	4.5	20.8	2.5	51.8
5/21/2007 8:52	6.8	49.8	26.7	25.1	55.6	36.7	-247.2	610.4	-6.3	4.5	20.3	2.5	51.9
5/21/2007 9:02	6.8	50.0	27.1	25.5	55.6	41.3	-245.7	608.9	-6.3	4.4	20.5	2.6	52.2
5/21/2007 9:12	6.8	49.9	26.4	25.2	55.5	47.6	-245.7	605.8	-6.3	4.5	20.4	2.6	51.8
5/21/2007 9:22	6.8	50.1	27.1	25.0	56.2	41.3	-245.7	602.8	-6.3	4.5	20.1	2.5	51.9
5/21/2007 9:32	6.8	49.9	27.0	25.1	56.1	39.2	-247.2	599.7	-6.3	4.4	20.5	2.7	52.6
5/21/2007 9:42	6.7	50.0	26.6	24.5	55.6	46.6	-245.7	598.2	-6.3	4.4	20.3	2.6	52.0
5/21/2007 9:52	6.7	50.0	26.3	24.8	56.1	63.1	4.6	593.6	-6.3	4.3	19.8	2.5	51.8
5/21/2007 10:02	6.7	49.9	26.5	24.5	55.6	40.6	-245.7	589.0	-6.3	4.4	20.2	2.7	52.1
5/21/2007 10:12	6.8	50.0	26.8	24.9	56.0	44.7	-244.2	587.5	-6.3	4.4	20.5	2.7	52.1
5/21/2007 10:22	6.8	50.0	26.7	25.2	56.0	52.6	-245.7	582.9	-6.3	4.5	20.4	2.7	52.0
5/21/2007 10:32	6.8	50.1	26.8	25.6	55.7	53.0	-245.7	578.4	-6.3	4.4	20.6	2.5	51.6

DATE/TIME	AT-100V Prod. Water UF Inlet pH	LT-100V UF Feed Tank Level %	PT-100V UF Prefilter Inlet Pres. psig	PT-101V UF Prefilter Outlet Press. psig	PT-102V UF Unit Inlet Press. psig	TT-100V UF Unit Inlet Temp °F	AT-201V UF Unit pH Nano Stor	AT-200V Prod. Water Conductivity micromhos	FT-200V UF Unit Perm. Flow gpm	FT-201V UF Unit Conc. Flow gpm	FT-202V UF Unit Recycle Flow gpm	PT-200V UF Outlet Perm. Pres. psig	PT-201V UF Outlet Conc. Press psig
5/21/2007 10:42	6.8	49.9	26.9	25.4	55.5	59.0	-245.7	575.3	-6.3	4.4	20.2	2.6	51.6
5/21/2007 10:52	6.8	50.1	27.0	25.0	55.4	50.0	-244.2	576.8	-6.3	4.4	20.2	2.8	52.0
5/21/2007 11:02	6.8	50.1	26.5	25.1	56.1	49.3	-245.7	576.8	-6.3	4.5	20.3	2.6	51.8
5/21/2007 11:12	6.8	49.9	26.6	24.7	55.6	43.2	-245.7	579.9	-6.3	4.5	20.1	2.7	51.9
5/21/2007 11:22	6.8	50.0	27.3	25.8	56.6	59.1	-244.2	581.4	-6.3	4.3	20.4	2.9	52.3
5/21/2007 11:32	6.8	50.0	26.6	25.1	55.7	64.7	-87.0	586.0	-6.3	4.5	20.6	2.8	52.1
5/21/2007 11:42	6.8	50.0	27.6	25.8	56.1	48.4	-245.7	582.9	-6.3	4.5	20.2	2.8	52.0
5/21/2007 11:52	6.8	50.1	26.7	24.8	55.8	64.8	-245.7	584.5	-6.3	4.4	20.2	2.7	51.7
5/21/2007 12:02	6.8	50.1	26.6	24.8	55.6	61.1	-245.7	584.5	-6.3	4.4	20.5	2.6	51.8
5/21/2007 12:12	6.8	50.0	27.0	25.4	55.8	62.5	-244.2	590.6	-6.3	4.3	20.2	2.8	52.2
5/21/2007 12:22	6.8	50.0	26.3	24.8	55.6	64.5	-245.7	590.6	-6.3	4.4	20.1	2.5	51.9
5/21/2007 12:32	6.8	49.9	27.3	25.6	55.6	70.9	-244.2	590.6	-6.3	4.5	20.5	2.8	52.0
5/21/2007 12:42	6.8	50.0	27.0	25.1	55.4	69.1	-245.7	592.1	-6.3	4.3	20.0	2.7	51.8
5/21/2007 12:52	6.8	49.9	26.8	24.6	55.1	67.0	-245.7	593.6	-6.3	4.5	20.3	2.7	51.7
5/21/2007 13:02	6.8	49.9	26.4	24.7	55.0	78.8	-245.7	595.1	-6.3	4.4	20.8	2.5	51.6
5/21/2007 13:12	6.8	49.9	26.6	25.3	55.1	69.4	-245.7	595.1	-6.3	4.3	20.2	2.7	51.8
5/21/2007 13:22	6.8	49.9	26.5	24.6	55.4	60.2	-244.2	592.1	-6.3	4.5	19.8	2.5	51.4
5/21/2007 13:32	6.8	49.8	26.6	25.1	56.0	73.6	-244.2	589.0	-6.3	4.4	20.3	2.7	51.9
5/21/2007 13:42	6.7	49.8	27.2	25.6	55.9	84.8	-244.2	587.5	-6.3	4.4	20.3	2.9	51.9
5/21/2007 13:52	6.8	49.9	26.9	25.2	55.4	81.3	-244.2	589.0	-6.3	4.4	20.1	2.7	51.8
5/21/2007 14:02	6.8	50.0	26.2	24.8	55.4	67.9	-244.2	587.5	-6.3	4.4	20.7	2.6	51.6
5/21/2007 14:12	6.8	49.9	26.3	24.5	55.2	76.9	-244.2	586.0	-6.3	4.3	20.0	2.5	51.7
5/21/2007 14:22	6.8	49.8	26.8	24.8	55.6	68.6	-244.2	584.5	-6.3	4.3	20.5	2.7	51.9
5/21/2007 14:32	6.8	49.9	26.8	25.5	55.0	72.6	-244.2	581.4	-6.3	4.5	20.0	2.6	51.6
5/21/2007 14:42	6.8	54.3	26.5	25.0	52.6	79.0	-245.7	581.4	-6.3	5.3	21.2	2.7	48.3
5/21/2007 14:52	6.8	51.4	26.7	25.1	53.1	81.9	-245.7	576.8	-6.3	5.3	21.2	2.7	48.4
5/21/2007 15:02	6.8	50.2	26.7	24.6	52.9	87.7	-244.2	575.3	-6.3	5.3	21.3	2.7	48.5
5/21/2007 15:12	6.8	49.9	26.6	25.3	53.6	69.7	-244.2	570.7	-6.3	5.3	21.7	2.6	48.4
5/21/2007 15:22	6.8	49.9	26.9	25.4	53.1	81.2	-244.2	572.3	-6.3	5.0	21.6	2.6	48.8
5/21/2007 15:32	6.8	50.0	26.9	25.0	52.4	74.0	-245.7	567.7	-6.3	5.2	21.6	2.6	48.4
5/21/2007 15:42	6.8	50.0	26.9	24.8	52.5	74.6	-244.2	567.7	-6.3	5.2	21.5	2.7	48.6
5/21/2007 15:52	6.8	50.0	26.8	24.9	52.3	80.4	-244.2	567.7	-6.3	5.4	21.7	2.5	48.3
5/21/2007 16:02	6.8	50.1	27.1	25.0	52.4	81.8	-244.2	569.2	-6.3	5.2	21.2	2.6	48.6
5/21/2007 16:12	6.8	50.1	26.8	24.7	52.2	73.6	-244.2	570.7	-6.3	5.1	21.3	2.5	48.2
5/21/2007 16:22	6.8	49.9	27.1	24.8	52.5	90.5	-245.7	575.3	-6.3	5.2	21.2	2.7	48.5
5/21/2007 16:32	6.8	50.0	26.9	25.1	52.8	73.6	-244.2	579.9	-6.3	5.3	21.3	2.6	48.7
5/21/2007 16:42	6.8	50.1	27.2	25.1	52.4	79.3	-244.2	582.9	-6.3	5.1	21.5	2.7	48.6
5/21/2007 16:52	6.8	49.9	27.2	25.2	52.8	81.3	-244.2	586.0	-6.3	5.1	21.5	2.6	48.7
5/21/2007 17:02	6.8	50.1	26.9	24.5	52.4	76.9	-244.2	590.6	-6.3	5.1	21.3	2.5	48.4
5/21/2007 17:12	6.8	49.9	27.1	25.0	52.6	82.1	-244.2	595.1	-6.3	5.3	21.9	2.6	48.4
5/21/2007 17:22	6.8	50.0	27.2	24.9	52.9	77.4	-244.2	592.1	-6.3	5.2	21.5	2.5	48.5
5/21/2007 17:32	6.8	49.9	27.3	25.2	52.6	88.5	-244.2	599.7	-6.3	5.2	21.5	2.5	48.7
5/21/2007 17:42	6.8	49.9	26.5	25.1	53.3	78.7	-244.2	601.3	-6.3	5.2	21.8	2.7	48.9
5/21/2007 17:52	6.8	49.9	27.0	25.0	52.3	79.3	-244.2	602.8	-6.3	5.2	21.5	2.5	48.5
5/21/2007 18:02	6.9	49.9	26.8	24.5	53.1	80.0	-244.2	602.8	-6.3	5.3	21.6	2.4	48.5
5/21/2007 18:12	6.9	50.0	27.1	25.4	52.2	77.2	-244.2	605.8	-6.3	5.2	21.5	2.4	48.5
5/21/2007 18:22	6.9	50.0	26.9	24.4	52.2	68.6	-244.2	607.4	-6.3	5.2	21.6	2.5	48.5
5/21/2007 18:32	6.9	49.9	26.8	24.8	52.4	85.8	-244.2	605.8	-6.3	5.2	21.8	2.5	48.6
5/21/2007 18:42	6.9	50.0	27.0	25.1	52.8	66.3	-244.2	605.8	-6.3	5.3	21.4	2.6	48.8
5/21/2007 18:52	6.9	50.0	27.0	25.3	52.8	87.2	-244.2	604.3	-6.3	5.3	21.6	2.5	48.8
5/21/2007 19:02	6.9	50.0	27.6	25.5	52.8	94.4	-244.2	604.3	-6.3	5.1	21.4	2.5	48.5
5/21/2007 19:12	6.9	50.1	26.8	25.0	53.1	79.6	-245.7	602.8	-6.3	5.1	21.3	2.5	48.6
5/21/2007 19:22	6.9	49.9	27.1	25.0	53.2	85.8	-244.2	601.3	-6.3	5.2	21.5	2.5	48.7
5/21/2007 19:32	6.9	50.0	27.2	25.1	53.1	89.0	-244.2	601.3	-6.3	5.2	21.5	2.5	48.9
5/21/2007 19:42	6.9	50.0	27.6	25.7	52.4	81.4	-244.2	598.2	-6.3	5.2	21.8	2.6	48.6
5/21/2007 19:52	6.9	49.9	26.7	25.1	52.9	68.1	-244.2	598.2	-6.3	5.3	21.4	2.4	48.3

DATE/TIME	AT-100V Prod. Water UF Inlet pH	LT-100V UF Feed Tank Level %	PT-100V UF Prefilter Inlet Pres. psig	PT-101V UF Prefilter Outlet Press. psig	PT-102V UF Unit Inlet Press. psig	TT-100V UF Unit Inlet Temp °F	AT-201V UF Unit pH Nano Stor	AT-200V Prod. Water Conductivity micromhos	FT-200V UF Unit Perm. Flow gpm	FT-201V UF Unit Conc. Flow gpm	FT-202V UF Unit Recycle Flow gpm	PT-200V UF Outlet Perm. Pres. psig	PT-201V UF Outlet Conc. Press psig
5/21/2007 20:02	6.9	49.9	27.3	25.1	52.9	82.4	-244.2	592.1	-6.3	5.2	21.5	2.5	48.7
5/21/2007 20:12	6.9	49.9	26.8	24.8	53.4	68.0	-245.7	592.1	-6.3	5.3	21.6	2.5	48.8
5/21/2007 20:22	6.9	49.9	26.4	24.3	53.3	78.1	-244.2	586.0	-6.3	5.2	22.0	2.3	48.4
5/21/2007 20:32	6.9	49.9	27.7	25.2	53.4	76.6	-244.2	587.5	-6.3	5.2	21.9	2.6	49.0
5/21/2007 20:42	6.9	49.9	27.1	25.5	53.0	74.4	-244.2	582.9	-6.3	5.1	21.8	2.5	48.8
5/21/2007 20:52	6.9	49.9	27.8	25.5	52.7	64.4	-245.7	581.4	-6.3	5.3	21.4	2.5	49.1
5/21/2007 21:02	6.9	49.9	26.5	24.7	52.7	70.1	-245.7	578.4	-6.3	5.3	21.4	2.5	48.8
5/21/2007 21:12	6.9	49.9	27.1	25.3	52.5	50.4	-245.7	575.3	-6.3	5.3	21.8	2.5	48.5
5/21/2007 21:22	6.8	50.0	27.3	25.7	53.0	64.4	-245.7	572.3	-6.3	5.1	21.7	2.5	48.9
5/21/2007 21:32	6.7	50.1	27.2	25.1	53.0	50.0	-244.2	569.2	-6.3	5.1	22.0	2.4	48.4
5/21/2007 21:42	6.7	50.1	27.1	25.4	52.7	61.9	-245.7	567.7	-6.3	5.1	21.4	2.4	48.4
5/21/2007 21:52	6.6	50.1	27.7	25.3	52.4	38.6	-245.7	566.2	-6.3	5.2	21.2	2.4	48.6
5/21/2007 22:02	6.6	50.0	27.2	24.6	52.3	38.4	-244.2	564.6	-6.3	5.0	21.8	2.4	48.6
5/21/2007 22:12	6.6	49.9	27.1	24.5	52.6	69.4	-244.2	566.2	-6.3	5.3	21.5	2.3	48.5
5/21/2007 22:22	6.7	50.1	27.1	25.2	52.3	43.0	-245.7	563.1	-6.3	5.1	21.2	2.2	48.5
5/21/2007 22:32	6.7	50.1	26.8	24.8	52.4	55.4	-245.7	563.1	-6.3	5.2	21.6	2.2	48.2
5/21/2007 22:42	6.7	49.9	27.1	25.3	52.9	42.7	-245.7	560.0	-6.3	5.1	21.6	2.4	48.4
5/21/2007 22:52	6.7	49.9	27.4	25.2	52.6	49.9	-245.7	560.0	-6.3	5.1	21.3	2.5	48.8
5/21/2007 23:02	6.8	50.0	27.5	24.7	53.0	49.7	-245.7	558.5	-6.3	5.0	21.6	2.5	49.0
5/21/2007 23:12	6.8	50.0	27.2	24.6	52.8	51.0	-244.2	557.0	-6.3	5.1	21.6	2.3	48.4
5/21/2007 23:22	6.8	50.0	26.8	24.9	52.3	55.6	-245.7	553.9	-6.3	5.2	21.6	2.4	48.6
5/21/2007 23:32	6.8	49.9	27.4	24.9	53.1	46.6	-245.7	553.9	-6.3	5.2	21.7	2.5	48.9
5/21/2007 23:42	6.8	49.9	27.3	24.8	52.3	34.3	4.6	552.4	-6.3	5.1	21.5	2.3	48.5
5/21/2007 23:52	6.9	50.0	27.4	25.2	53.5	35.2	-245.7	550.9	-6.3	5.0	21.6	2.5	48.6
5/22/2007 0:02	7.1	50.1	27.5	25.1	54.0	72.6	-245.7	549.4	-6.3	5.1	21.5	2.5	48.8
5/22/2007 0:12	6.1	50.0	27.5	25.4	52.6	36.8	-245.7	550.9	-6.3	5.2	21.7	2.4	48.7
5/22/2007 0:22	7.1	50.0	27.4	24.8	53.0	35.0	-245.7	547.8	-6.3	5.1	21.5	2.3	48.6
5/22/2007 0:32	7.1	50.0	27.0	24.2	52.6	40.0	-245.7	546.3	-6.3	5.2	21.4	2.4	48.7
5/22/2007 0:42	7.1	50.1	26.5	24.4	52.2	36.8	-247.2	546.3	-6.3	5.4	21.9	2.2	48.2
5/22/2007 0:52	7.1	50.1	26.9	24.6	52.3	49.7	-245.7	543.3	-6.3	5.2	21.6	2.2	48.2
5/22/2007 1:02	7.1	50.0	27.2	25.1	53.1	26.9	-245.7	543.3	-6.3	5.2	22.0	2.3	48.5
5/22/2007 1:12	7.1	49.9	27.3	25.2	52.4	46.3	-247.2	540.2	-6.3	5.0	21.7	2.4	48.8
5/22/2007 1:22	7.1	50.0	27.3	24.2	52.6	47.9	-245.7	541.7	-6.3	5.0	21.6	2.3	48.8
5/22/2007 1:32	7.1	49.8	27.6	25.5	52.6	39.6	-245.7	538.7	-6.3	5.1	21.4	2.4	48.7
5/22/2007 1:42	7.1	50.1	27.5	24.9	53.3	44.0	-245.7	540.2	-6.3	5.2	21.4	2.3	48.8
5/22/2007 1:52	7.1	50.1	27.8	26.1	53.3	37.7	-245.7	544.8	-6.3	5.1	21.8	2.4	48.5
5/22/2007 2:02	7.1	50.0	27.3	24.7	53.2	57.8	-245.7	553.9	-6.3	5.1	21.7	2.3	48.6
5/22/2007 2:12	7.1	50.1	27.7	25.3	54.1	50.7	4.6	558.5	-6.3	5.1	21.8	2.4	49.0
5/22/2007 2:22	7.1	50.1	27.7	25.5	53.9	34.0	-247.2	564.6	-6.3	5.3	21.6	2.3	49.0
5/22/2007 2:32	7.1	50.2	27.6	25.0	53.5	50.1	-245.7	570.7	-6.3	5.2	21.3	2.5	49.1
5/22/2007 2:42	7.1	50.1	27.9	25.6	53.5	33.1	-247.2	576.8	-6.3	5.1	21.7	2.4	48.6
5/22/2007 2:52	7.1	50.1	27.4	24.7	53.3	43.0	-245.7	579.9	-6.3	5.2	21.3	2.4	48.7
5/22/2007 3:02	7.1	49.9	27.5	25.1	53.3	36.5	-247.2	582.9	-6.3	5.1	21.4	2.3	49.0
5/22/2007 3:12	7.1	49.8	27.7	25.4	52.9	32.2	-245.7	586.0	-6.3	5.0	21.2	2.3	48.8
5/22/2007 3:22	7.1	49.9	27.2	25.0	53.8	25.9	-247.2	587.5	-6.3	5.1	21.4	2.3	48.8
5/22/2007 3:32	7.1	50.2	27.6	24.9	52.9	30.0	-245.7	589.0	-6.3	5.0	21.7	2.3	48.9
5/22/2007 3:42	7.1	50.1	27.2	24.5	52.4	33.3	-245.7	589.0	-6.3	5.1	21.9	2.2	48.8
5/22/2007 3:52	7.1	49.8	27.5	24.7	53.6	50.0	-247.2	589.0	-6.3	5.0	21.6	2.3	48.8
5/22/2007 4:02	7.1	50.0	26.6	24.5	52.5	37.5	-245.7	590.6	-6.3	5.0	21.6	2.1	48.3
5/22/2007 4:12	7.1	49.9	28.0	25.1	53.2	23.7	-245.7	589.0	-6.3	5.0	21.7	2.3	49.0
5/22/2007 4:22	7.1	50.1	27.7	24.9	53.4	41.2	-247.2	590.6	-6.3	5.1	21.7	2.3	48.8
5/22/2007 4:32	7.1	49.9	27.1	24.4	52.9	17.9	-245.7	590.6	-6.3	5.0	21.5	2.2	48.7
5/22/2007 4:42	7.1	49.8	27.3	24.8	53.2	29.7	-245.7	590.6	-6.3	5.2	21.4	2.3	49.0
5/22/2007 4:52	7.1	50.1	28.0	25.3	53.5	14.6	-245.7	587.5	-6.3	5.1	22.1	2.4	49.0
5/22/2007 5:02	7.1	50.1	27.7	25.3	53.7	23.4	-247.2	589.0	-6.3	5.2	21.8	2.3	48.9
5/22/2007 5:12	7.1	50.1	27.5	24.8	53.2	27.2	-245.7	589.0	-6.3	5.0	21.4	2.3	48.7

DATE/TIME	AT-100V Prod. Water UF Inlet pH	LT-100V UF Feed Tank Level %	PT-100V UF Prefilter Inlet Pres. psig	PT-101V UF Prefilter Outlet Press. psig	PT-102V UF Unit Inlet Press. psig	TT-100V UF Unit Inlet Temp °F	AT-201V UF Unit pH Nano Stor	AT-200V Prod. Water Conductivity micromhos	FT-200V UF Unit Perm. Flow gpm	FT-201V UF Unit Conc. Flow gpm	FT-202V UF Unit Recycle Flow gpm	PT-200V UF Outlet Perm. Pres. psig	PT-201V UF Outlet Conc. Press psig
5/22/2007 5:22	7.1	50.0	27.3	24.5	52.7	26.9	-247.2	586.0	-6.3	5.2	21.7	2.2	48.7
5/22/2007 5:32	7.1	50.1	28.2	25.2	53.7	19.1	-245.7	581.4	-6.3	5.0	21.3	2.4	49.3
5/22/2007 5:42	7.1	50.0	27.3	24.8	52.3	39.9	-245.7	579.9	-6.3	5.2	21.3	2.2	48.6
5/22/2007 5:52	7.1	50.1	27.8	24.8	52.9	43.2	-247.2	576.8	-6.3	5.1	21.4	2.4	49.0
5/22/2007 6:02	7.1	49.8	27.6	24.6	53.8	38.4	-247.2	572.3	-6.3	5.3	21.8	2.2	48.7
5/22/2007 6:12	7.1	49.9	27.6	25.0	52.4	41.9	-245.7	570.7	-6.3	5.3	21.7	2.3	49.2
5/22/2007 6:22	7.1	49.9	28.1	25.4	53.9	28.1	-245.7	567.7	-6.3	5.0	21.8	2.3	49.1
5/22/2007 6:32	7.1	49.8	27.9	25.3	53.3	14.8	-245.7	564.6	-6.3	5.0	21.7	2.2	48.5
5/22/2007 6:42	7.1	49.9	28.3	25.8	53.3	25.8	-245.7	564.6	-6.3	5.1	21.3	2.3	49.0
5/22/2007 6:52	7.1	50.0	27.6	25.3	52.8	41.6	-245.7	560.0	-6.3	5.1	21.6	2.3	48.9
5/22/2007 7:02	7.1	50.1	28.0	25.4	62.8	47.0	-247.2	560.0	-6.3	5.5	25.2	2.5	57.0
5/22/2007 7:12	7.1	49.9	27.7	25.0	62.7	43.0	-245.7	557.0	-6.3	5.5	24.9	2.4	56.4
5/22/2007 7:22	7.1	49.9	27.8	25.3	62.8	38.6	-245.7	553.9	-6.3	5.3	24.8	2.4	56.7
5/22/2007 7:32	7.1	50.2	1.3	0.5	0.2	47.7	-245.7	1.5	-6.3	0.0	0.0	0.1	0.2
5/22/2007 7:42	7.1	50.3	0.9	0.1	-0.2	46.1	-245.7	1.5	-6.3	0.0	0.0	-0.4	-0.2
5/22/2007 7:52	7.1	50.3	0.9	0.1	-0.2	57.5	-247.2	1.5	-6.3	0.0	0.0	-0.4	-0.2
5/22/2007 8:02	7.1	50.3	0.9	0.1	-0.2	55.7	-245.7	1.5	-6.3	0.0	0.0	-0.4	-0.2
5/22/2007 8:12	7.1	50.3	0.9	0.1	-0.2	65.3	-245.7	1.5	-6.3	0.0	0.0	-0.4	-0.2
5/22/2007 8:22	7.1	50.3	0.9	0.1	-0.2	70.5	-245.7	1.5	-6.3	0.0	0.0	-0.4	-0.2
5/22/2007 8:32	7.1	50.2	0.9	0.1	-0.2	69.0	-245.7	1.5	-6.3	0.0	0.0	-0.4	-0.2
5/22/2007 8:42	7.1	50.3	0.9	0.1	-0.2	71.3	-245.7	1.5	-6.3	0.0	0.0	-0.4	-0.2
5/22/2007 8:52	7.1	50.2	0.9	0.1	-0.2	68.0	-245.7	1.5	-6.3	0.0	0.0	-0.4	-0.2
5/22/2007 9:02	7.1	50.3	0.9	0.1	-0.2	70.7	-245.7	1.5	-6.3	0.0	0.0	-0.4	-0.2
5/22/2007 9:12	7.1	50.3	0.9	0.1	-0.2	74.1	-245.7	1.5	-6.3	0.0	0.0	-0.4	-0.2
5/22/2007 9:22	7.1	50.2	0.9	0.1	-0.2	79.9	-245.7	1.5	-6.3	0.0	0.0	-0.4	-0.2
5/22/2007 9:32	7.1	50.2	0.9	0.1	-0.2	67.3	-245.7	1.5	-6.3	0.0	0.0	-0.4	-0.2
5/22/2007 9:42	7.1	50.3	0.9	0.1	-0.2	68.7	-245.7	1.5	-6.3	0.0	0.0	-0.4	-0.2
5/22/2007 9:52	7.1	50.3	0.9	0.1	-0.2	80.0	-245.7	3.1	-6.3	0.0	0.0	-0.4	-0.2
5/22/2007 10:02	7.1	50.3	0.9	0.1	-0.2	75.0	-245.7	1.5	-6.3	0.0	0.0	-0.4	-0.2
5/22/2007 10:12	7.1	50.1	0.9	0.1	-0.2	69.2	-245.7	1.5	-6.3	0.0	0.0	-0.4	-0.2
5/22/2007 10:22	7.1	50.3	0.9	0.1	-0.2	78.1	-245.7	3.1	-6.3	0.0	0.0	-0.4	-0.2
5/22/2007 10:32	7.1	50.2	0.9	0.1	-0.2	76.2	-245.7	1.5	-6.3	0.0	0.0	-0.4	-0.2
5/22/2007 10:42	7.0	50.2	0.9	0.1	-0.2	82.7	-245.7	1.5	-6.3	0.0	0.0	-0.4	-0.2
5/22/2007 10:52	7.0	49.9	0.9	0.1	-0.2	79.4	-245.7	1.5	-6.3	0.0	0.0	-0.4	-0.2
5/22/2007 11:02	7.0	50.2	0.9	0.1	-0.2	78.2	-244.2	1.5	-6.3	0.0	0.0	-0.4	-0.2
5/22/2007 11:12	7.0	50.1	0.9	0.1	-0.2	81.1	-244.2	3.1	-6.3	0.0	0.0	-0.4	-0.2
5/22/2007 11:22	7.0	50.2	0.9	0.1	-0.2	80.8	-245.7	3.1	-6.3	0.0	0.0	-0.4	-0.2
5/22/2007 11:32	7.0	50.3	0.9	0.1	-0.2	74.7	-245.7	1.5	-6.3	0.0	0.0	-0.4	-0.2
5/22/2007 11:42	7.0	50.3	0.9	0.1	-0.2	78.1	-245.7	3.1	-6.3	0.0	0.0	-0.4	-0.2
5/22/2007 11:52	6.9	50.0	0.9	0.1	-0.2	83.7	-245.7	3.1	-6.3	0.0	0.0	-0.4	-0.2
5/22/2007 12:02	6.3	50.3	0.9	0.1	-0.2	74.5	-245.7	1.5	-6.3	0.0	0.0	-0.4	-0.2
5/22/2007 12:12	6.2	50.2	0.9	0.1	-0.2	73.2	-245.7	1.5	-6.3	0.0	0.0	-0.4	-0.2
5/22/2007 12:22	6.2	50.2	0.9	0.1	-0.2	78.6	-244.2	1.5	-6.3	0.0	0.0	-0.4	-0.2
5/22/2007 12:32	6.3	50.3	0.9	0.1	-0.2	74.0	-245.7	3.1	-6.3	0.0	0.0	-0.4	-0.2
5/22/2007 12:42	6.3	50.3	0.9	0.1	-0.2	76.5	-245.7	1.5	-6.3	0.0	0.0	-0.4	-0.2
5/22/2007 12:52	6.3	50.1	0.9	0.1	-0.2	90.9	-244.2	3.1	-6.3	0.0	0.0	-0.4	-0.2
5/22/2007 13:02	6.3	50.2	0.9	0.1	-0.2	82.9	-244.2	3.1	-6.3	0.0	0.0	-0.4	-0.2
5/22/2007 13:12	6.3	50.3	0.9	0.1	-0.2	71.9	-245.7	3.1	-6.3	0.0	0.0	-0.4	-0.2
5/22/2007 13:22	6.4	50.3	0.9	0.1	-0.2	79.6	-245.7	3.1	-6.3	0.0	0.0	-0.4	-0.2
5/22/2007 13:32	6.4	50.2	0.9	0.1	-0.2	79.6	-245.7	3.1	-6.3	0.0	0.0	-0.4	-0.2
5/22/2007 13:42	6.4	50.2	0.9	0.1	-0.2	82.4	-245.7	3.1	-6.3	0.0	0.0	-0.4	-0.2
5/22/2007 13:52	6.4	50.2	0.9	0.1	-0.2	79.8	-244.2	3.1	-6.3	0.0	0.0	-0.4	-0.2
5/22/2007 14:02	6.5	50.3	0.9	0.1	-0.2	84.7	-245.7	3.1	-6.3	0.0	0.0	-0.4	-0.2
5/22/2007 14:12	6.6	50.3	0.9	0.1	-0.2	90.0	-245.7	3.1	-6.3	0.0	0.0	-0.4	-0.2
5/22/2007 14:22	6.5	50.2	0.9	0.1	-0.2	87.7	-244.2	3.1	-6.3	0.0	0.0	-0.4	-0.2
5/22/2007 14:32	6.5	50.3	0.9	0.1	-0.2	80.8	-245.7	3.1	-6.3	0.0	0.0	-0.4	-0.2

DATE/TIME	AT-100V Prod. Water UF Inlet pH	LT-100V UF Feed Tank Level %	PT-100V UF Prefilter Inlet Pres. psig	PT-101V UF Prefilter Outlet Press. psig	PT-102V UF Unit Inlet Press. psig	TT-100V UF Unit Inlet Temp °F	AT-201V UF Unit pH Nano Stor	AT-200V Prod. Water Conductivity micromhos	FT-200V UF Unit Perm. Flow gpm	FT-201V UF Unit Conc. Flow gpm	FT-202V UF Unit Recycle Flow gpm	PT-200V UF Outlet Perm. Pres. psig	PT-201V UF Outlet Conc. Press psig
5/22/2007 14:42	6.5	50.3	0.9	0.1	-0.2	90.2	-244.2	3.1	-6.3	0.0	0.0	-0.4	-0.2
5/22/2007 14:52	6.5	50.2	0.9	0.1	-0.2	81.3	1.5	1.5	-6.3	0.0	0.0	-0.4	-0.2
5/22/2007 15:02	6.5	50.2	0.9	0.1	-0.2	77.4	-245.7	3.1	-6.3	0.0	0.0	-0.4	-0.2
5/22/2007 15:12	6.5	50.2	0.9	0.1	-0.2	76.9	-244.2	3.1	-6.3	0.0	0.0	-0.4	-0.2
5/22/2007 15:22	6.6	50.3	0.9	0.1	-0.2	86.6	-245.7	3.1	-6.3	0.0	0.0	-0.4	-0.2
5/22/2007 15:32	6.8	50.3	0.9	0.1	-0.2	91.7	-244.2	3.1	-6.3	0.0	0.0	-0.4	-0.2
5/22/2007 15:42	6.6	50.3	1.0	0.1	-0.2	90.4	-244.2	1.5	-6.3	0.0	0.0	-0.4	-0.2
5/22/2007 15:52	6.6	50.3	1.0	0.1	-0.2	86.2	-244.2	3.1	-6.3	0.0	0.0	-0.4	-0.2
5/22/2007 16:02	6.6	50.3	0.9	0.1	-0.2	92.9	-244.2	3.1	-6.3	0.0	0.0	-0.4	-0.2
5/22/2007 16:12	6.6	50.3	0.9	0.1	-0.2	89.7	-244.2	3.1	-6.3	0.0	0.0	-0.4	-0.2
5/22/2007 16:22	6.6	50.2	0.9	0.1	-0.2	87.8	-244.2	3.1	-6.3	0.0	0.0	-0.4	-0.2
5/22/2007 16:32	6.6	50.3	0.9	0.1	-0.2	92.0	-244.2	3.1	-6.3	0.0	0.0	-0.4	-0.2
5/22/2007 16:42	6.6	50.3	0.9	0.1	-0.2	84.8	-245.7	3.1	-6.3	0.0	0.0	-0.4	-0.2
5/22/2007 16:52	6.6	50.3	0.9	0.1	-0.2	85.6	-244.2	3.1	-6.3	0.0	0.0	-0.4	-0.2
5/22/2007 17:02	6.6	50.3	0.9	0.1	-0.2	91.2	-244.2	3.1	-6.3	0.0	0.0	-0.4	-0.2
5/22/2007 17:12	6.6	50.3	0.9	0.1	-0.2	86.0	-244.2	3.1	-6.3	0.0	0.0	-0.4	-0.2
5/22/2007 17:22	6.6	50.3	0.9	0.1	-0.2	88.3	-244.2	3.1	-6.3	0.0	0.0	-0.4	-0.2
5/22/2007 17:32	6.6	50.3	0.9	0.1	-0.2	80.4	-244.2	1.5	-6.3	0.0	0.0	-0.4	-0.2
5/22/2007 17:42	6.7	50.3	0.9	0.1	-0.2	83.1	-244.2	3.1	-6.3	0.0	0.0	-0.4	-0.2
5/22/2007 17:52	6.7	50.3	1.0	0.1	-0.2	88.5	-244.2	3.1	-6.3	0.0	0.0	-0.4	-0.2
5/22/2007 18:02	6.7	50.3	1.0	0.1	-0.2	92.8	-244.2	3.1	-6.3	0.0	0.0	-0.4	-0.2
5/22/2007 18:12	6.7	50.3	0.9	0.1	-0.2	86.6	-244.2	3.1	-6.3	0.0	0.0	-0.4	-0.2
5/22/2007 18:22	6.7	50.3	0.9	0.1	-0.2	82.1	-245.7	3.1	-6.3	0.0	0.0	-0.4	-0.2
5/22/2007 18:32	6.7	50.3	0.9	0.1	-0.2	85.2	-244.2	3.1	-6.3	0.0	0.0	-0.4	-0.2
5/22/2007 18:42	6.7	50.3	0.9	0.1	-0.2	86.1	-244.2	3.1	-6.3	0.0	0.0	-0.4	-0.2
5/22/2007 18:52	6.9	50.3	1.0	0.1	-0.2	82.4	-244.2	3.1	-6.3	0.0	0.0	-0.4	-0.2
5/22/2007 19:02	6.9	50.3	0.9	0.1	-0.2	78.3	-245.7	3.1	-6.3	0.0	0.0	-0.4	-0.2
5/22/2007 19:12	6.9	50.3	0.9	0.1	-0.2	71.4	-244.2	3.1	-6.3	0.0	0.0	-0.4	-0.1
5/22/2007 19:22	6.9	50.3	0.9	0.1	-0.1	85.1	-245.7	3.1	-6.3	0.0	0.0	-0.4	-0.2
5/22/2007 19:32	6.9	50.3	0.9	0.1	-0.2	87.7	-244.2	3.1	-6.3	0.0	0.0	-0.4	-0.2
5/22/2007 19:42	6.9	50.3	0.9	0.1	-0.2	88.6	-244.2	3.1	-6.3	0.0	0.0	-0.4	-0.2
5/22/2007 19:52	6.9	50.3	0.9	0.1	-0.2	81.8	-245.7	3.1	-6.3	0.0	0.0	-0.4	-0.2
5/22/2007 20:02	6.9	50.3	0.9	0.1	-0.2	74.7	-244.2	3.1	-6.3	0.0	0.0	-0.4	-0.2
5/22/2007 20:12	6.9	50.3	0.9	0.1	-0.2	77.6	-244.2	4.6	-6.3	0.0	0.0	-0.4	-0.2
5/22/2007 20:22	6.8	50.4	0.9	0.1	-0.2	69.7	-245.7	3.1	-6.3	0.0	0.0	-0.4	-0.2
5/22/2007 20:32	6.5	50.3	0.9	0.1	-0.2	75.6	-244.2	3.1	-6.3	0.0	0.0	-0.4	-0.2
5/22/2007 20:42	6.4	50.3	0.9	0.1	-0.2	72.1	-244.2	3.1	-6.3	0.0	0.0	-0.4	-0.2
5/22/2007 20:52	6.5	50.3	0.9	0.1	-0.2	67.8	-245.7	3.1	-6.3	0.0	0.0	-0.4	-0.2
5/22/2007 21:02	7.0	50.3	0.9	0.1	-0.2	78.6	-244.2	3.1	-6.3	0.0	0.0	-0.4	-0.2
5/22/2007 21:12	7.1	50.3	0.9	0.1	-0.2	59.2	-245.7	3.1	-6.3	0.0	0.0	-0.4	-0.2
5/22/2007 21:22	7.1	50.3	0.9	0.1	-0.2	68.4	-244.2	1.5	-6.3	0.0	0.0	-0.4	-0.2
5/22/2007 21:32	7.1	50.3	0.9	0.1	-0.2	64.5	-245.7	3.1	-6.3	0.0	0.0	-0.4	-0.2
5/22/2007 21:42	7.1	50.3	0.9	0.1	-0.2	62.5	-244.2	1.5	-6.3	0.0	0.0	-0.4	-0.2
5/22/2007 21:52	7.1	50.4	0.9	0.1	-0.2	64.7	-245.7	1.5	-6.3	0.0	0.0	-0.4	-0.3
5/22/2007 22:02	7.1	50.3	0.9	0.1	-0.2	68.7	-244.2	3.1	-6.3	0.0	0.0	-0.4	-0.3
5/22/2007 22:12	7.1	50.3	0.8	0.1	-0.2	66.7	-245.7	3.1	-6.3	0.0	0.0	-0.4	-0.3
5/22/2007 22:22	7.1	50.3	0.9	0.1	-0.2	67.6	-245.7	1.5	-6.3	0.0	0.0	-0.4	-0.2
5/22/2007 22:32	7.1	50.3	0.8	0.1	-0.2	60.7	-245.7	1.5	-6.3	0.0	0.0	-0.4	-0.3
5/22/2007 22:42	7.1	50.3	0.8	0.1	-0.2	61.1	-245.7	1.5	-6.3	0.0	0.0	-0.4	-0.3
5/22/2007 22:52	7.1	50.3	0.8	0.1	-0.2	71.2	-245.7	1.5	-6.3	0.0	0.0	-0.4	-0.3
5/22/2007 23:02	7.1	50.2	0.8	0.1	-0.2	56.4	-245.7	1.5	-6.3	0.0	0.0	-0.4	-0.3
5/22/2007 23:12	7.1	50.3	0.8	0.1	-0.2	58.6	-247.2	3.1	-6.3	0.0	0.0	-0.4	-0.3
5/22/2007 23:22	7.0	50.2	0.8	0.1	-0.2	64.1	-245.7	3.1	-6.3	0.0	0.0	-0.4	-0.3
5/22/2007 23:32	7.1	50.3	0.8	0.1	-0.2	61.4	-245.7	1.5	-6.3	0.0	0.0	-0.4	-0.3
5/22/2007 23:42	7.1	50.3	0.8	0.1	-0.2	61.5	-245.7	1.5	-6.3	0.0	0.0	-0.3	-0.3
5/22/2007 23:52	7.1	50.2	0.8	0.1	-0.2	69.3	-247.2	1.5	-6.3	0.0	0.0	-0.3	-0.3

DATE/TIME	AT-100V Prod. Water UF Inlet pH	LT-100V UF Feed Tank Level %	PT-100V UF Prefilter Inlet Pres. psig	PT-101V UF Prefilter Outlet Press. psig	PT-102V UF Unit Inlet Press. psig	TT-100V UF Unit Inlet Temp °F	AT-201V UF Unit pH Nano Stor	AT-200V Prod. Water Conductivity micromhos	FT-200V UF Unit Perm. Flow gpm	FT-201V UF Unit Conc. Flow gpm	FT-202V UF Unit Recycle Flow gpm	PT-200V UF Outlet Perm. Pres. psig	PT-201V UF Outlet Conc. Press psig
6/2/2007 0:04	7.2	50.1	0.9	0.1	-0.2	82.8	-245.7	1.5	-6.3	0.0	0.0	-0.4	-0.2
6/2/2007 0:14	7.2	50.1	0.9	0.1	-0.2	56.5	-245.7	1.5	-6.3	0.0	0.0	-0.4	-0.2
6/2/2007 0:24	7.2	50.1	0.9	0.1	-0.2	78.4	-245.7	1.5	-6.3	0.0	0.0	-0.4	-0.2
6/2/2007 0:34	7.2	50.1	0.9	0.1	-0.2	67.0	-245.7	3.1	-6.3	0.0	0.0	-0.4	-0.2
6/2/2007 0:44	7.2	50.0	0.9	0.1	-0.2	68.1	-245.7	3.1	-6.3	0.0	0.0	-0.4	-0.2
6/2/2007 0:54	7.2	50.0	0.9	0.1	-0.2	83.6	-244.2	3.1	-6.3	0.0	0.0	-0.4	-0.2
6/2/2007 1:04	7.2	50.0	0.9	0.1	-0.2	76.4	-245.7	1.5	-6.3	0.0	0.0	-0.4	-0.2
6/2/2007 1:14	7.2	50.1	0.9	0.1	-0.2	80.4	-245.7	1.5	-6.3	0.0	0.0	-0.4	-0.2
6/2/2007 1:24	7.2	50.0	0.9	0.1	-0.2	74.6	-245.7	1.5	-6.3	0.0	0.0	-0.4	-0.2
6/2/2007 1:34	7.2	50.0	0.9	0.1	-0.2	69.7	-245.7	1.5	-6.3	0.0	0.0	-0.4	-0.2
6/2/2007 1:44	7.2	50.0	0.9	0.1	-0.2	70.8	-245.7	3.1	-6.3	0.0	0.0	-0.4	-0.2
6/2/2007 1:54	7.2	50.0	0.9	0.1	-0.2	68.9	-245.7	3.1	-6.3	0.0	0.0	-0.4	-0.2
6/2/2007 2:04	7.2	50.0	0.9	0.1	-0.2	80.1	-245.7	1.5	-6.3	0.0	0.0	-0.4	-0.2
6/2/2007 2:15	7.2	50.0	0.9	0.1	-0.2	60.1	-245.7	3.1	-6.3	0.0	0.0	-0.4	-0.2
6/2/2007 2:25	7.2	50.0	0.9	0.1	-0.2	66.2	-245.7	3.1	-6.3	0.0	0.0	-0.4	-0.2
6/2/2007 2:35	7.2	50.0	0.9	0.1	-0.2	65.1	-245.7	1.5	-6.3	0.0	0.0	-0.4	-0.2
6/2/2007 2:45	7.2	50.1	0.9	0.1	-0.2	63.2	-245.7	3.1	-6.3	0.0	0.0	-0.4	-0.2
6/2/2007 2:55	7.2	50.0	0.9	0.1	-0.2	72.5	-245.7	1.5	-6.3	0.0	0.0	-0.4	-0.2
6/2/2007 3:05	7.2	50.1	0.9	0.1	-0.2	68.6	-245.7	1.5	-6.3	0.0	0.0	-0.4	-0.3
6/2/2007 3:15	7.1	50.2	0.9	0.1	-0.2	64.7	-244.2	1.5	-6.3	0.0	0.0	-0.4	-0.3
6/2/2007 3:25	7.2	50.2	0.9	0.1	-0.2	70.8	-245.7	1.5	-6.3	0.0	0.0	-0.4	-0.3
6/2/2007 3:35	7.2	50.1	0.9	0.1	-0.2	79.0	-245.7	1.5	-6.3	0.0	0.0	-0.4	-0.2
6/2/2007 3:45	7.2	50.1	0.9	0.1	-0.2	76.9	-245.7	3.1	-6.3	0.0	0.0	-0.4	-0.3
6/2/2007 3:55	7.2	50.1	0.9	0.1	-0.2	68.4	-245.7	1.5	-6.3	0.0	0.0	-0.4	-0.2
6/2/2007 4:05	7.2	50.1	0.9	0.1	-0.2	63.9	-245.7	1.5	-6.3	0.0	0.0	-0.4	-0.2
6/2/2007 4:15	7.2	50.1	0.9	0.1	-0.2	66.3	4.6	1.5	-6.3	0.0	0.0	-0.4	-0.2
6/2/2007 4:25	7.2	50.1	0.9	0.1	-0.2	59.8	-245.7	1.5	-6.3	0.0	0.0	-0.4	-0.3
6/2/2007 4:35	7.2	50.1	0.9	0.1	-0.2	67.2	4.6	1.5	-6.3	0.0	0.0	-0.4	-0.3
6/2/2007 4:45	7.2	50.0	0.9	0.1	-0.2	72.0	-245.7	1.5	-6.3	0.0	0.0	-0.4	-0.3
6/2/2007 4:55	7.2	50.0	0.9	0.1	-0.2	74.3	-245.7	1.5	-6.3	0.0	0.0	-0.4	-0.3
6/2/2007 5:05	7.2	50.0	0.9	0.1	-0.2	68.9	-244.2	1.5	-6.3	0.0	0.0	-0.4	-0.3
6/2/2007 5:15	7.2	50.0	0.9	0.1	-0.2	72.5	-245.7	1.5	-6.3	0.0	0.0	-0.4	-0.2
6/2/2007 5:25	7.2	50.1	0.9	0.1	-0.2	75.0	-245.7	3.1	-6.3	0.0	0.0	-0.4	-0.3
6/2/2007 5:35	7.2	50.1	0.9	0.1	-0.2	63.4	-245.7	1.5	-6.3	0.0	0.0	-0.4	-0.3
6/2/2007 5:45	7.2	50.1	0.9	0.1	-0.2	59.9	-245.7	1.5	-6.3	0.0	0.0	-0.4	-0.2
6/2/2007 5:55	7.2	50.0	0.9	0.1	-0.2	75.0	-245.7	3.1	-6.3	0.0	0.0	-0.4	-0.3
6/2/2007 6:05	7.2	50.0	0.8	0.1	-0.2	73.0	-245.7	3.1	-6.3	0.0	0.0	-0.4	-0.3
6/2/2007 6:15	7.2	50.1	0.9	0.1	-0.2	67.6	-245.7	1.5	-6.3	0.0	0.0	-0.4	-0.3
6/2/2007 6:25	7.2	50.2	0.9	0.1	-0.2	86.1	-245.7	1.5	-6.3	0.0	0.0	-0.4	-0.3
6/2/2007 6:35	7.2	50.1	0.9	0.1	-0.2	74.5	-245.7	1.5	-6.3	0.0	0.0	-0.4	-0.3
6/2/2007 6:45	7.2	50.1	0.9	0.1	-0.2	67.2	-245.7	1.5	-6.3	0.0	0.0	-0.4	-0.2
6/2/2007 6:55	7.2	50.1	0.9	0.1	-0.2	67.9	-245.7	1.5	-6.3	0.0	0.0	-0.4	-0.3
6/2/2007 7:05	7.2	50.1	0.9	0.1	-0.2	65.5	-245.7	3.1	-6.3	0.0	0.0	-0.4	-0.3
6/2/2007 7:15	7.2	50.1	0.9	0.1	-0.2	69.4	-245.7	1.5	-6.3	0.0	0.0	-0.4	-0.2
6/2/2007 7:25	7.2	50.1	0.9	0.1	-0.2	70.6	6.1	1.5	-6.3	0.0	0.0	-0.4	-0.3
6/2/2007 7:35	7.2	50.1	0.9	0.1	-0.2	60.0	-245.7	1.5	-6.3	0.0	0.0	-0.4	-0.3
6/2/2007 7:45	7.2	50.1	0.9	0.1	-0.2	74.1	-245.7	1.5	-6.3	0.0	0.0	-0.4	-0.2
6/2/2007 7:55	7.2	50.1	0.9	0.1	-0.2	66.3	-245.7	1.5	-6.3	0.0	0.0	-0.4	-0.3
6/2/2007 8:05	7.2	50.1	0.9	0.1	-0.2	73.5	-245.7	3.1	-6.3	0.0	0.0	-0.4	-0.3
6/2/2007 8:15	7.2	50.1	0.9	0.1	-0.2	75.7	-244.2	1.5	-6.3	0.0	0.0	-0.4	-0.3
6/2/2007 8:25	7.2	50.1	0.8	0.1	-0.2	66.2	-245.7	3.1	-6.3	0.0	0.0	-0.4	-0.3
6/2/2007 8:35	7.2	50.1	0.8	0.1	-0.2	63.3	-245.7	1.5	-6.3	0.0	0.0	-0.4	-0.3
6/2/2007 8:45	7.2	50.0	0.9	0.1	-0.2	73.6	-245.7	1.5	-6.3	0.0	0.0	-0.4	-0.3
6/2/2007 8:55	7.2	50.0	0.9	0.1	-0.2	70.5	-245.7	1.5	-6.3	0.0	0.0	-0.4	-0.3
6/2/2007 9:05	7.2	50.0	0.9	0.1	-0.2	72.5	-245.7	1.5	-6.3	0.0	0.0	-0.4	-0.3
6/2/2007 9:15	7.2	50.1	0.9	0.1	-0.2	70.9	-245.7	1.5	-6.3	0.0	0.0	-0.4	-0.3

DATE/TIME	AT-100V Prod. Water UF Inlet pH	LT-100V UF Feed Tank Level %	PT-100V UF Prefilter Inlet Pres. psig	PT-101V UF Prefilter Outlet Press. psig	PT-102V UF Unit Inlet Press. psig	TT-100V UF Unit Inlet Temp °F	AT-201V UF Unit pH Nano Stor	AT-200V Prod. Water Conductivity micromhos	FT-200V UF Unit Perm. Flow gpm	FT-201V UF Unit Conc. Flow gpm	FT-202V UF Unit Recycle Flow gpm	PT-200V UF Outlet Perm. Pres. psig	PT-201V UF Outlet Conc. Press psig
6/2/2007 9:25	7.2	50.1	0.9	0.1	-0.2	67.3	-245.7	3.1	-6.3	0.0	0.0	-0.4	-0.3
6/2/2007 9:35	7.2	50.1	0.9	0.1	-0.2	84.1	-247.2	1.5	-6.3	0.0	0.0	-0.4	-0.2
6/2/2007 9:45	7.2	50.0	0.9	0.1	-0.2	73.5	-245.7	1.5	-6.3	0.0	0.0	-0.4	-0.2
6/2/2007 9:55	7.2	50.0	0.9	0.1	-0.2	72.2	-245.7	1.5	-6.3	0.0	0.0	-0.4	-0.2
6/2/2007 10:05	7.2	50.0	0.9	0.1	-0.2	77.5	-245.7	1.5	-6.3	0.0	0.0	-0.4	-0.2
6/2/2007 10:15	7.2	50.1	0.9	0.1	-0.2	74.0	-245.7	1.5	-6.3	0.0	0.0	-0.4	-0.2
6/2/2007 10:25	7.2	50.0	0.9	0.1	-0.2	74.7	-245.7	1.5	-6.3	0.0	0.0	-0.4	-0.2
6/2/2007 10:35	7.2	50.0	0.9	0.1	-0.2	71.0	-245.7	3.1	-6.3	0.0	0.0	-0.4	-0.2
6/2/2007 10:45	7.2	50.1	0.9	0.1	-0.2	77.1	-245.7	3.1	-6.3	0.0	0.0	-0.4	-0.2
6/2/2007 10:55	7.2	50.0	0.9	0.1	-0.2	70.7	-245.7	1.5	-6.3	0.0	0.0	-0.4	-0.2
6/2/2007 11:05	7.2	50.0	0.9	0.1	-0.2	83.6	-244.2	3.1	-6.3	0.0	0.0	-0.4	-0.2
6/2/2007 11:15	7.2	50.0	0.9	0.1	-0.2	80.9	-245.7	3.1	-6.3	0.0	0.0	-0.4	-0.2
6/2/2007 11:25	7.2	50.0	0.9	0.1	-0.2	82.5	-245.7	1.5	-6.3	0.0	0.0	-0.4	-0.2
6/2/2007 11:35	7.2	50.0	0.9	0.1	-0.2	91.4	-245.7	3.1	-6.3	0.0	0.0	-0.4	-0.2
6/2/2007 11:45	7.2	50.0	0.9	0.1	-0.2	76.7	-245.7	1.5	-6.3	0.0	0.0	-0.4	-0.2
6/2/2007 11:55	7.2	50.0	0.9	0.1	-0.2	85.2	-245.7	1.5	-6.3	0.0	0.0	-0.4	-0.2
6/2/2007 12:05	7.2	50.0	0.9	0.1	-0.2	81.1	-245.7	3.1	-6.3	0.0	0.0	-0.4	-0.2
6/2/2007 12:15	7.1	50.0	0.9	0.1	-0.2	71.1	-244.2	3.1	-6.3	0.0	0.0	-0.4	-0.2
6/2/2007 12:25	7.2	50.0	0.9	0.1	-0.2	77.9	-245.7	1.5	-6.3	0.0	0.0	-0.4	-0.2
6/2/2007 12:35	7.2	50.0	0.9	0.1	-0.2	91.0	-245.7	3.1	-6.3	0.0	0.0	-0.4	-0.2
6/2/2007 12:45	7.1	50.0	0.9	0.1	-0.2	92.6	-245.7	3.1	-6.3	0.0	0.0	-0.4	-0.2
6/2/2007 12:55	7.1	50.0	0.9	0.1	-0.2	87.0	-244.2	1.5	-6.3	0.0	0.0	-0.4	-0.2
6/2/2007 13:05	7.1	50.0	0.9	0.1	-0.2	87.3	-244.2	3.1	-6.3	0.0	0.0	-0.4	-0.2
6/2/2007 13:15	7.1	50.0	0.9	0.1	-0.2	85.3	-244.2	3.1	-6.3	0.0	0.0	-0.4	-0.2
6/2/2007 13:25	7.1	49.9	0.9	0.1	-0.2	86.9	-244.2	1.5	-6.3	0.0	0.0	-0.4	-0.2
6/2/2007 13:35	7.1	49.9	0.9	0.1	-0.2	90.9	-245.7	3.1	-6.3	0.0	0.0	-0.4	-0.2
6/2/2007 13:45	7.1	50.0	0.9	0.1	-0.2	85.5	-244.2	3.1	-6.3	0.0	0.0	-0.4	-0.2
6/2/2007 13:55	7.1	50.0	0.9	0.1	-0.2	88.3	-245.7	3.1	-6.3	0.0	0.0	-0.4	-0.2
6/2/2007 14:05	7.1	49.8	0.9	0.1	26.0	83.3	-244.2	3.1	-6.3	0.1	0.0	0.8	18.1
6/2/2007 14:15	7.1	50.0	0.9	0.1	-0.3	96.7	-244.2	3.1	-6.3	0.0	0.0	-0.5	-0.3
6/2/2007 14:25	7.1	50.0	0.9	0.1	22.8	92.3	-244.2	3.1	-6.3	21.0	0.0	9.0	15.5
6/2/2007 14:35	7.1	49.9	0.9	0.1	27.6	87.6	-244.2	3.1	-6.3	7.8	0.0	8.7	20.7
6/2/2007 14:45	5.6	50.0	0.9	0.1	27.8	78.9	-244.2	3.1	-6.3	7.8	0.0	8.4	20.5
6/2/2007 14:55	4.9	50.0	1.0	0.1	27.4	83.7	-244.2	3.1	-6.3	7.9	0.0	8.1	20.2
6/2/2007 15:05	5.4	50.0	0.9	0.1	26.7	95.4	-244.2	3.1	-6.3	7.8	0.0	7.9	19.9
6/2/2007 15:15	5.5	50.0	1.0	0.1	26.3	83.2	-245.7	1.5	-6.3	7.5	0.0	7.7	19.3
6/2/2007 15:25	5.2	50.1	1.0	0.1	26.1	80.1	-244.2	3.1	-6.3	7.5	0.0	7.6	19.0
6/2/2007 15:35	4.9	50.1	1.0	0.1	25.9	97.2	-244.2	3.1	-6.3	7.9	0.0	7.5	19.1
6/2/2007 15:45	4.6	50.0	0.9	0.1	25.9	92.9	6.1	3.1	-6.3	7.7	0.0	7.6	19.1
6/2/2007 15:55	4.0	50.0	1.0	0.1	25.9	87.5	6.1	3.1	-6.3	7.5	0.0	7.6	19.0
6/2/2007 16:05	3.1	50.0	0.9	0.1	26.0	82.2	-245.7	3.1	-6.3	7.6	0.0	7.6	19.2
6/2/2007 16:15	3.0	50.0	0.9	0.1	25.9	83.9	-244.2	3.1	-6.3	7.5	0.0	7.6	19.3
6/2/2007 16:25	3.0	50.0	1.0	0.1	25.4	89.5	-244.2	3.1	-6.3	7.4	0.0	7.4	18.9
6/2/2007 16:35	3.0	50.0	0.9	0.1	25.5	92.3	-242.6	3.1	-6.3	7.4	0.0	7.4	18.8
6/2/2007 16:45	3.0	50.0	1.0	0.1	25.4	95.8	-244.2	3.1	-6.3	7.6	0.0	7.4	18.7
6/2/2007 16:55	3.0	50.0	1.0	0.2	25.4	84.9	-244.2	3.1	-6.3	7.4	0.0	7.4	18.7
6/2/2007 17:05	2.9	50.0	0.9	0.1	25.3	83.7	-244.2	4.6	-6.3	7.4	0.0	7.4	18.8
6/2/2007 17:15	2.9	50.1	1.0	0.1	25.3	86.1	-244.2	3.1	-6.3	7.5	0.0	7.4	18.8
6/2/2007 17:25	2.9	50.1	1.0	0.1	25.4	87.1	-198.4	3.1	-6.3	7.8	0.0	7.4	18.7
6/2/2007 17:35	2.9	50.0	1.0	0.1	25.4	81.8	-244.2	3.1	-6.3	7.6	0.0	7.4	18.8
6/2/2007 17:45	2.9	50.1	1.0	0.1	25.4	95.0	-244.2	3.1	-6.3	7.6	0.0	7.4	18.6
6/2/2007 17:55	2.9	50.0	1.0	0.1	25.3	85.4	-245.7	3.1	-6.3	7.7	0.0	7.3	18.8
6/2/2007 18:05	2.9	50.0	1.0	0.1	25.4	92.4	6.1	3.1	-6.3	7.6	0.0	7.4	18.7
6/2/2007 18:15	2.9	50.0	1.0	0.1	25.3	79.7	-244.2	4.6	-6.3	7.6	0.0	7.3	18.6
6/2/2007 18:25	2.9	50.1	1.0	0.1	25.4	88.0	-244.2	3.1	-6.3	7.6	0.0	7.4	18.9
6/2/2007 18:35	2.9	50.1	0.9	0.1	25.2	99.5	-244.2	3.1	-6.3	7.6	0.0	7.3	18.7

DATE/TIME	AT-100V Prod. Water UF Inlet pH	LT-100V UF Feed Tank Level %	PT-100V UF Prefilter Inlet Pres. psig	PT-101V UF Prefilter Outlet Press. psig	PT-102V UF Unit Inlet Press. psig	TT-100V UF Unit Inlet Temp °F	AT-201V UF Unit pH Nano Stor	AT-200V Prod. Water Conductivity micromhos	FT-200V UF Unit Perm. Flow gpm	FT-201V UF Unit Conc. Flow gpm	FT-202V UF Unit Recycle Flow gpm	PT-200V UF Outlet Perm. Pres. psig	PT-201V UF Outlet Conc. Press psig
6/2/2007 18:45	2.9	50.0	0.9	0.1	25.2	97.0	-242.6	4.6	-6.3	7.4	0.0	7.3	18.6
6/2/2007 18:55	2.9	50.1	1.0	0.1	25.3	83.6	-244.2	4.6	-6.3	7.4	0.0	7.3	18.9
6/2/2007 19:05	2.9	50.0	1.0	0.1	25.2	87.0	-242.6	3.1	-6.3	7.7	0.0	7.3	18.6
6/2/2007 19:15	2.9	50.1	1.0	0.1	25.4	84.5	-244.2	3.1	-6.3	7.6	0.0	7.4	18.8
6/2/2007 19:25	2.9	50.0	0.9	0.1	25.4	88.3	6.1	3.1	-6.3	7.5	0.0	7.3	18.8
6/2/2007 19:35	2.9	50.1	0.9	0.1	25.2	96.8	-244.2	3.1	-6.3	7.4	0.0	7.3	18.6
6/2/2007 19:45	2.9	50.1	1.0	0.1	25.1	83.9	-244.2	3.1	-6.3	7.4	0.0	7.3	18.8
6/2/2007 19:55	2.9	50.1	1.0	0.1	25.1	76.1	-244.2	3.1	-6.3	7.6	0.0	7.2	18.5
6/2/2007 20:05	2.9	50.1	0.9	0.1	25.3	84.4	-244.2	3.1	-6.3	7.5	0.0	7.3	18.7
6/2/2007 20:15	2.9	50.1	0.9	0.1	25.1	88.9	-244.2	3.1	-6.3	7.3	0.0	7.3	18.7
6/2/2007 20:25	2.9	50.1	0.9	0.1	25.2	77.7	-244.2	3.1	-6.3	7.4	0.0	7.3	18.5
6/2/2007 20:35	2.9	50.0	0.9	0.1	25.1	83.9	-244.2	3.1	-6.3	7.7	0.0	7.3	18.6
6/2/2007 20:45	2.9	50.1	0.9	0.1	25.2	86.8	-244.2	3.1	-6.3	7.3	0.0	7.3	18.7
6/2/2007 20:55	2.9	50.0	0.9	0.1	25.0	68.9	6.1	3.1	-6.3	7.5	0.0	7.2	18.5
6/2/2007 21:05	2.9	50.1	0.9	0.2	25.1	82.5	-245.7	3.1	-6.3	7.5	0.0	7.2	18.7
6/2/2007 21:15	2.9	50.1	0.9	0.1	25.0	74.5	-244.2	3.1	-6.3	7.5	0.0	7.2	18.5
6/2/2007 21:25	2.9	50.0	0.9	0.1	25.0	89.4	6.1	3.1	-6.3	7.7	0.0	7.2	18.5
6/2/2007 21:35	2.9	50.1	0.9	0.1	25.0	79.3	-244.2	3.1	-6.3	7.4	0.0	7.3	18.6
6/2/2007 21:45	2.9	50.1	0.9	0.1	25.2	85.5	-244.2	3.1	-6.3	7.5	0.0	7.3	18.6
6/2/2007 21:55	2.9	50.1	0.9	0.1	25.1	73.3	-244.2	3.1	-6.3	7.4	0.0	7.3	18.4
6/2/2007 22:05	2.9	50.1	0.9	0.1	25.1	65.8	-245.7	3.1	-6.3	7.5	0.0	7.2	18.6
6/2/2007 22:15	2.9	50.1	0.9	0.1	25.2	76.9	-244.2	3.1	-6.3	7.6	0.0	7.3	18.6
6/2/2007 22:25	2.9	50.1	0.9	0.1	24.8	71.1	-244.2	3.1	-6.3	7.4	0.0	7.3	18.3
6/2/2007 22:35	2.9	50.0	0.9	0.1	24.7	74.8	-244.2	3.1	-6.3	7.4	0.0	7.2	18.2
6/2/2007 22:45	2.9	50.0	0.9	0.1	24.5	83.2	-245.7	3.1	-6.3	7.2	0.0	7.1	18.1
6/2/2007 22:55	2.9	50.1	0.9	0.1	24.8	76.6	-245.7	3.1	-6.3	7.4	0.0	7.2	18.4
6/2/2007 23:05	2.9	50.1	0.9	0.1	25.2	68.2	-245.7	3.1	-6.3	7.6	0.0	7.3	18.5
6/2/2007 23:15	2.9	50.0	0.9	0.1	24.9	73.7	-245.7	1.5	-6.3	7.4	0.0	7.3	18.4
6/2/2007 23:25	2.9	50.1	0.9	0.1	25.0	81.4	-244.2	3.1	-6.3	7.4	0.0	7.2	18.6
6/2/2007 23:35	2.9	50.1	0.9	0.1	24.8	71.0	-245.7	1.5	-6.3	7.4	0.0	7.1	18.6
6/2/2007 23:45	2.9	50.0	0.9	0.1	24.9	76.4	-245.7	3.1	-6.3	7.3	0.0	7.4	18.4
6/2/2007 23:55	2.9	50.0	0.9	0.1	24.8	80.9	-245.7	3.1	-6.3	7.3	0.0	7.1	18.3
6/3/2007 0:05	2.9	50.0	0.9	0.1	25.0	78.3	-245.7	3.1	-6.3	7.6	0.0	7.2	18.4
6/3/2007 0:15	2.9	50.1	0.9	0.1	24.7	66.3	-245.7	3.1	-6.3	7.2	0.0	7.3	18.0
6/3/2007 0:25	2.9	50.1	0.9	0.1	24.6	81.7	-245.7	3.1	-6.3	7.2	0.0	7.1	18.3
6/3/2007 0:35	2.9	50.1	0.9	0.1	25.0	69.2	-245.7	1.5	-6.3	7.3	0.0	7.2	18.3
6/3/2007 0:45	2.8	50.0	0.9	0.1	24.8	71.4	-244.2	3.1	-6.3	7.3	0.0	7.2	18.4
6/3/2007 0:55	2.9	50.1	0.9	0.1	25.0	71.0	-245.7	3.1	-6.3	7.3	0.0	7.3	18.4
6/3/2007 1:05	2.9	50.0	0.9	0.1	25.0	64.2	-245.7	1.5	-6.3	7.3	0.0	7.2	18.4
6/3/2007 1:15	2.9	50.1	0.9	0.1	25.0	74.7	-245.7	3.1	-6.3	7.4	0.0	7.2	18.4
6/3/2007 1:25	2.9	50.1	0.9	0.1	24.9	65.2	-245.7	1.5	-6.3	7.3	0.0	7.2	18.5
6/3/2007 1:35	2.9	50.0	0.9	0.1	24.9	72.5	-245.7	1.5	-6.3	7.3	0.0	7.2	18.4
6/3/2007 1:45	2.9	50.0	0.9	0.1	24.3	72.6	-244.2	3.1	-6.3	7.3	0.0	7.0	18.1
6/3/2007 1:55	2.9	50.1	0.9	0.1	24.8	71.2	-245.7	3.1	-6.3	7.5	0.0	7.1	18.3
6/3/2007 2:05	2.9	50.0	0.9	0.1	24.8	69.2	-245.7	1.5	-6.3	7.3	0.0	7.2	18.4
6/3/2007 2:15	2.9	50.1	0.9	0.1	24.9	73.8	-245.7	1.5	-6.3	7.4	0.0	7.1	18.1
6/3/2007 2:25	2.9	50.0	0.9	0.1	24.7	70.6	3.1	3.1	-6.3	7.5	0.0	7.1	18.3
6/3/2007 2:35	2.9	50.1	0.9	0.1	24.7	70.5	-244.2	1.5	-6.3	7.1	0.0	7.2	18.0
6/3/2007 2:45	2.9	50.0	0.9	0.0	24.7	71.1	-245.7	1.5	-6.3	7.4	0.0	7.2	18.3
6/3/2007 2:55	2.9	50.1	0.9	0.1	24.7	65.8	-245.7	1.5	-6.3	7.4	0.0	7.1	18.2
6/3/2007 3:05	2.9	50.0	0.8	0.1	24.8	70.3	-245.7	1.5	-6.3	7.3	0.0	7.1	18.3
6/3/2007 3:15	2.9	50.0	0.8	0.1	24.7	68.5	-245.7	1.5	-6.3	7.2	0.0	7.1	18.2
6/3/2007 3:25	2.9	50.0	0.9	0.1	24.7	65.8	-245.7	1.5	-6.3	7.3	0.0	7.1	18.1
6/3/2007 3:35	2.9	50.0	0.9	0.1	24.5	66.2	-245.7	1.5	-6.3	7.3	0.0	7.0	18.2
6/3/2007 3:45	2.9	50.0	0.9	0.1	24.6	66.3	-245.7	1.5	-6.3	7.3	0.0	7.0	18.1
6/3/2007 3:55	2.9	50.1	0.9	0.1	24.6	71.5	-245.7	1.5	-6.3	7.4	0.0	7.1	18.1

DATE/TIME	AT-100V Prod. Water UF Inlet pH	LT-100V UF Feed Tank Level %	PT-100V UF Prefilter Inlet Pres. psig	PT-101V UF Prefilter Outlet Press. psig	PT-102V UF Unit Inlet Press. psig	TT-100V UF Unit Inlet Temp °F	AT-201V UF Unit pH Nano Stor	AT-200V Prod. Water Conductivity micromhos	FT-200V UF Unit Perm. Flow gpm	FT-201V UF Unit Conc. Flow gpm	FT-202V UF Unit Recycle Flow gpm	PT-200V UF Outlet Perm. Pres. psig	PT-201V UF Outlet Conc. Press psig
6/3/2007 4:05	2.9	50.1	0.9	0.1	24.6	74.4	-245.7	1.5	-6.3	7.4	0.0	7.0	18.3
6/3/2007 4:15	2.9	50.0	0.9	0.2	24.5	67.2	-245.7	1.5	-6.3	7.1	0.0	7.0	18.2
6/3/2007 4:25	2.9	50.0	0.9	0.1	24.5	67.7	-245.7	1.5	-6.3	7.2	0.0	7.0	18.1
6/3/2007 4:35	2.9	50.1	0.9	0.1	24.5	67.2	-245.7	1.5	-6.3	7.3	0.0	7.0	18.1
6/3/2007 4:45	2.9	50.2	0.9	0.1	24.2	72.2	-245.7	1.5	-6.3	7.3	0.0	7.0	17.9
6/3/2007 4:55	2.9	50.1	0.9	0.1	24.4	68.7	-244.2	3.1	-6.3	7.3	0.0	7.0	18.0
6/3/2007 5:05	2.9	50.1	0.9	0.1	24.5	62.0	-219.7	1.5	-6.3	7.3	0.0	7.1	18.0
6/3/2007 5:15	2.9	50.1	0.9	0.1	24.4	75.4	-245.7	1.5	-6.3	7.1	0.0	7.0	18.1
6/3/2007 5:25	2.9	50.1	0.9	0.1	24.5	68.9	-245.7	1.5	-6.3	7.2	0.0	7.0	18.1
6/3/2007 5:35	2.9	50.0	0.9	0.0	24.4	68.3	-245.7	1.5	-6.3	7.4	0.0	7.0	18.2
6/3/2007 5:45	2.9	50.0	0.9	0.0	24.4	74.3	-245.7	3.1	-6.3	7.3	0.0	7.1	18.0
6/3/2007 5:55	2.9	50.0	0.9	0.1	24.5	61.8	-244.2	1.5	-6.3	7.3	0.0	7.0	17.9
6/3/2007 6:05	2.9	50.0	0.9	0.1	24.2	60.6	-245.7	1.5	-6.3	7.4	0.0	7.0	17.7
6/3/2007 6:15	2.9	50.0	0.8	0.1	24.2	76.1	-245.7	1.5	-6.3	7.3	0.0	6.9	17.9
6/3/2007 6:25	2.9	50.0	0.9	0.1	24.3	73.9	-245.7	1.5	-6.3	7.3	0.0	6.9	18.1
6/3/2007 6:35	2.9	50.0	0.8	0.1	24.4	68.6	-245.7	1.5	-6.3	7.3	0.0	6.9	18.0
6/3/2007 6:45	2.9	50.0	0.9	0.1	24.3	67.9	-245.7	1.5	-6.3	7.3	0.0	7.1	17.9
6/3/2007 6:55	2.9	50.0	0.9	0.1	23.9	70.4	-244.2	3.1	-6.3	7.3	0.0	6.8	17.8
6/3/2007 7:05	2.9	50.0	0.8	0.1	24.1	65.0	-245.7	1.5	-6.3	7.0	0.0	6.9	17.7
6/3/2007 7:15	2.9	50.0	0.9	0.1	23.7	75.3	-245.7	1.5	-6.3	7.3	0.0	6.8	17.4
6/3/2007 7:25	2.9	50.0	0.8	0.1	23.3	73.0	-245.7	1.5	-6.3	7.1	0.0	6.7	17.1
6/3/2007 7:35	2.9	50.0	0.9	0.1	24.2	63.8	-247.2	1.5	-6.3	7.5	0.0	7.0	18.0
6/3/2007 7:45	2.9	50.0	0.9	0.1	24.0	71.7	-245.7	1.5	-6.3	7.4	0.0	6.9	17.6
6/3/2007 7:55	2.9	50.0	0.9	0.1	24.2	67.2	-245.7	1.5	-6.3	7.4	0.0	7.0	18.0
6/3/2007 8:05	2.9	50.0	0.9	0.1	24.1	65.8	-245.7	1.5	-6.3	7.1	0.0	6.9	17.8
6/3/2007 8:15	2.9	50.0	0.9	0.1	24.2	80.8	-245.7	1.5	-6.3	7.2	0.0	7.0	17.9
6/3/2007 8:25	2.9	50.0	0.9	0.1	24.3	73.3	-117.5	1.5	-6.3	7.0	0.0	6.9	18.1
6/3/2007 8:35	2.8	50.0	0.9	0.1	24.2	78.3	-245.7	3.1	-6.3	7.3	0.0	7.0	17.9
6/3/2007 8:45	2.9	50.0	0.9	0.1	23.6	70.5	-245.7	1.5	-6.3	6.9	0.0	6.8	17.5
6/3/2007 8:55	2.9	50.0	0.9	0.1	23.5	79.7	-247.2	1.5	-6.3	7.1	0.0	6.8	17.5
6/3/2007 9:05	2.9	50.0	0.9	0.1	23.4	71.0	-244.2	3.1	-6.3	7.1	0.0	6.7	17.5
6/3/2007 9:15	2.9	50.0	0.9	0.1	23.7	74.6	-245.7	1.5	-6.3	7.0	0.0	6.9	17.5
6/3/2007 9:25	2.9	50.0	0.9	0.1	24.4	69.0	-245.7	3.1	-6.3	7.1	0.0	7.1	18.3
6/3/2007 9:35	2.9	50.0	0.9	0.1	23.4	80.0	-245.7	1.5	-6.3	7.0	0.0	6.8	17.4
6/3/2007 9:45	2.9	50.1	0.9	0.1	23.5	71.3	-245.7	1.5	-6.3	7.1	0.0	6.8	17.4
6/3/2007 9:55	2.9	50.0	0.9	0.1	23.3	75.3	-245.7	3.1	-6.3	7.0	0.0	6.7	17.3
6/3/2007 10:05	2.9	50.0	0.9	0.1	23.3	73.1	-245.7	3.1	-6.3	6.9	0.0	6.8	17.2
6/3/2007 10:15	2.9	50.0	0.9	0.1	23.3	73.6	-245.7	3.1	-6.3	6.9	0.0	6.8	17.3
6/3/2007 10:25	2.9	50.0	0.9	0.1	17.8	81.5	-245.7	1.5	-6.3	5.8	0.0	5.9	13.9
6/3/2007 10:35	2.9	50.0	0.9	0.2	24.1	84.2	-245.7	1.5	-6.3	6.9	0.0	6.9	17.9
6/3/2007 10:45	2.9	49.9	0.9	0.1	21.9	77.8	-245.7	1.5	-6.3	6.5	0.0	6.2	15.9
6/3/2007 10:55	2.9	50.0	0.9	0.1	23.7	81.7	-245.7	3.1	-6.3	7.0	0.0	6.7	17.6
6/3/2007 11:05	2.9	50.0	0.9	0.1	24.4	87.1	-245.7	1.5	-6.3	7.3	0.0	7.1	18.0
6/3/2007 11:15	2.9	49.9	0.9	0.1	21.2	75.4	-245.7	3.1	-6.3	6.2	0.0	6.0	15.3
6/3/2007 11:25	2.9	50.0	0.9	0.1	24.9	81.4	-245.7	3.1	-6.3	7.3	0.0	7.2	18.4
6/3/2007 11:35	2.9	50.0	0.9	0.1	22.1	73.7	-245.7	3.1	-6.3	7.0	0.0	6.4	16.3
6/3/2007 11:45	2.9	50.0	0.9	0.1	24.9	73.0	-247.2	3.1	-6.3	7.1	0.0	7.2	18.5
6/3/2007 11:55	2.9	50.0	0.9	0.1	18.7	75.9	-244.2	3.1	-6.3	5.9	0.0	5.0	13.4
6/3/2007 12:05	2.9	50.0	0.9	0.1	25.3	75.9	-244.2	1.5	-6.3	7.3	0.0	7.3	18.7
6/3/2007 12:15	2.9	50.0	0.9	0.1	24.9	78.3	-245.7	1.5	-6.3	7.2	0.0	7.1	18.7
6/3/2007 12:25	2.9	50.0	0.9	0.1	23.6	77.2	-245.7	3.1	-6.3	7.1	0.0	7.0	17.5
6/3/2007 12:35	2.9	50.0	0.9	0.1	22.9	82.6	-244.2	1.5	-6.3	7.0	0.0	6.7	17.1
6/3/2007 12:45	2.9	50.0	0.9	0.1	24.5	78.8	4.6	1.5	-6.3	7.0	0.0	7.0	17.8
6/3/2007 12:55	2.9	50.0	0.9	0.1	22.0	91.5	-244.2	3.1	-6.3	6.5	0.0	4.0	16.0
6/3/2007 13:05	2.9	50.0	0.9	0.1	24.0	82.5	-245.7	3.1	-6.3	7.0	0.0	6.8	17.7
6/3/2007 13:15	2.9	50.0	0.9	0.1	24.9	84.0	-244.2	3.1	-6.3	7.2	0.0	7.1	18.4

DATE/TIME	AT-100V Prod. Water UF Inlet pH	LT-100V UF Feed Tank Level %	PT-100V UF Prefilter Inlet Pres. psig	PT-101V UF Prefilter Outlet Press. psig	PT-102V UF Unit Inlet Press. psig	TT-100V UF Unit Inlet Temp °F	AT-201V UF Unit pH Nano Stor	AT-200V Prod. Water Conductivity micromhos	FT-200V UF Unit Perm. Flow gpm	FT-201V UF Unit Conc. Flow gpm	FT-202V UF Unit Recycle Flow gpm	PT-200V UF Outlet Perm. Pres. psig	PT-201V UF Outlet Conc. Press psig
6/3/2007 13:25	2.9	50.1	0.9	0.1	24.8	89.9	-245.7	3.1	-6.3	7.4	0.0	6.8	18.3
6/3/2007 13:35	2.9	50.0	0.9	0.1	20.8	82.8	-245.7	3.1	-6.3	6.1	0.0	6.2	15.0
6/3/2007 13:45	2.9	49.9	0.9	0.1	31.5	80.3	-244.2	3.1	-6.3	10.3	0.0	6.6	26.8
6/3/2007 13:55	2.9	50.0	0.9	0.1	1.3	74.0	-245.7	3.1	-6.3	0.0	0.0	1.1	1.3
6/3/2007 14:05	2.9	50.0	0.9	0.1	0.2	85.8	-245.7	3.1	-6.3	0.0	0.0	0.0	0.2
6/3/2007 14:15	2.9	50.0	0.9	0.1	0.1	83.9	-245.7	3.1	-6.3	0.0	0.0	-0.1	0.1
6/3/2007 14:25	2.9	50.0	0.9	0.1	0.1	78.5	-245.7	3.1	-6.3	0.0	0.0	-0.2	0.1
6/3/2007 14:35	2.9	50.0	0.9	0.1	0.2	82.8	-244.2	3.1	-6.3	0.0	0.0	-0.2	0.2
6/3/2007 14:45	2.9	50.0	0.9	0.1	0.1	88.3	-245.7	3.1	-6.3	0.0	0.0	-0.2	0.1
6/3/2007 14:55	2.9	50.0	0.9	0.1	0.1	77.3	-245.7	3.1	-6.3	0.0	0.0	-0.2	0.1
6/3/2007 15:05	2.9	50.0	0.9	0.1	0.1	81.7	-244.2	3.1	-6.3	0.0	0.0	-0.2	0.1
6/3/2007 15:15	2.9	50.0	0.9	0.1	0.1	82.4	-244.2	3.1	-6.3	0.0	0.0	-0.2	0.1
6/3/2007 15:25	2.9	50.0	0.9	0.1	0.1	81.0	-245.7	3.1	-6.3	0.0	0.0	-0.2	0.1
6/3/2007 15:35	2.9	50.0	0.9	0.1	0.1	85.1	-134.3	3.1	-6.3	0.0	0.0	-0.2	0.1
6/3/2007 15:45	2.9	50.0	0.9	0.1	0.1	75.1	-244.2	3.1	-6.3	0.0	0.0	-0.2	0.1
6/3/2007 15:55	2.9	50.0	0.9	0.1	0.1	76.8	-245.7	3.1	-6.3	0.0	0.0	-0.2	0.1
6/3/2007 16:05	2.9	50.1	0.9	0.1	0.1	78.4	-244.2	3.1	-6.3	0.0	0.0	-0.2	0.1
6/3/2007 16:15	2.9	50.5	0.9	0.1	0.1	73.8	-244.2	1.5	-6.3	0.0	0.0	-0.2	0.1
6/3/2007 16:25	2.9	50.3	0.9	0.1	0.1	72.9	-245.7	3.1	-6.3	0.0	0.0	-0.2	0.1
6/3/2007 16:35	2.9	50.3	0.9	0.1	0.1	82.2	-244.2	3.1	-6.3	0.0	0.0	-0.2	0.1
6/3/2007 16:45	2.9	50.2	0.9	0.1	0.1	76.6	-245.7	3.1	-6.3	0.0	0.0	-0.2	0.1
6/3/2007 16:55	2.9	50.0	0.9	0.1	0.1	77.4	-244.2	3.1	-6.3	0.0	0.0	-0.2	0.1
6/3/2007 17:05	2.9	50.0	0.9	0.1	0.1	72.2	-244.2	3.1	-6.3	0.0	0.0	-0.2	0.1
6/3/2007 17:15	2.9	50.0	0.9	0.1	0.1	69.9	-245.7	3.1	-6.3	0.0	0.0	-0.2	0.1
6/3/2007 17:25	2.9	50.0	0.9	0.1	0.1	84.7	-244.2	3.1	-6.3	0.0	0.0	-0.2	0.1
6/3/2007 17:35	2.9	50.0	0.9	0.1	0.1	76.4	-244.2	3.1	-6.3	0.0	0.0	-0.2	0.1
6/3/2007 17:45	2.9	50.0	0.9	0.1	0.1	71.8	-245.7	1.5	-6.3	0.0	0.0	-0.2	0.1
6/3/2007 17:55	2.9	50.0	0.9	0.1	0.1	80.3	-245.7	3.1	-6.3	0.0	0.0	-0.2	0.1
6/3/2007 18:05	2.9	50.0	0.9	0.1	0.1	86.8	-245.7	3.1	-6.3	0.0	0.0	-0.2	0.1
6/3/2007 18:15	2.9	49.9	0.9	0.1	0.1	74.5	-245.7	1.5	-6.3	0.0	0.0	-0.2	0.1
6/3/2007 18:25	2.9	49.9	0.9	0.1	0.1	70.8	-244.2	3.1	-6.3	0.0	0.0	-0.3	0.1
6/3/2007 18:35	2.9	49.9	0.9	0.1	0.1	72.6	-244.2	3.1	-6.3	0.0	0.0	-0.3	0.1
6/3/2007 18:45	2.9	50.0	0.9	0.1	0.1	87.2	-245.7	3.1	-6.3	0.0	0.0	-0.3	0.1
6/3/2007 18:55	2.9	50.0	0.9	0.1	0.1	77.0	-245.7	3.1	-6.3	0.0	0.0	-0.3	0.1
6/3/2007 19:05	2.9	50.0	0.9	0.1	0.1	67.0	-244.2	3.1	-6.3	0.0	0.0	-0.3	0.1
6/3/2007 19:15	2.9	50.0	0.9	0.1	0.1	80.3	-245.7	3.1	-6.3	0.0	0.0	-0.3	0.1
6/3/2007 19:25	2.9	50.0	0.9	0.1	0.1	81.9	-244.2	1.5	-6.3	0.0	0.0	-0.3	0.0
6/3/2007 19:35	2.9	50.0	0.9	0.1	0.1	85.0	-245.7	1.5	-6.3	0.0	0.0	-0.3	0.0
6/3/2007 19:45	2.9	50.0	0.9	0.1	0.1	75.7	-245.7	3.1	-6.3	0.0	0.0	-0.3	0.1
6/3/2007 19:55	2.9	50.0	0.9	0.1	0.1	74.9	-244.2	3.1	-6.3	0.0	0.0	-0.3	0.0
6/3/2007 20:05	2.9	50.0	0.9	0.1	0.1	65.0	-244.2	3.1	-6.3	0.0	0.0	-0.3	0.0
6/3/2007 20:15	2.9	50.0	0.9	0.1	0.1	75.5	-245.7	3.1	-6.3	0.0	0.0	-0.3	0.0
6/3/2007 20:25	2.9	50.0	0.9	0.1	0.1	71.6	-245.7	3.1	-6.3	0.0	0.0	-0.3	0.0
6/3/2007 20:35	2.9	50.0	0.9	0.1	0.1	73.5	-245.7	1.5	-6.3	0.0	0.0	-0.3	0.0
6/3/2007 20:45	2.9	50.0	0.9	0.1	0.1	67.0	-245.7	3.1	-6.3	0.0	0.0	-0.3	0.0
6/3/2007 20:55	2.9	50.0	0.9	0.1	0.1	72.4	-245.7	1.5	-6.3	0.0	0.0	-0.3	0.0
6/3/2007 21:05	2.9	50.0	0.9	0.1	0.1	69.2	-245.7	3.1	-6.3	0.0	0.0	-0.3	0.0
6/3/2007 21:15	2.9	50.0	0.9	0.1	0.0	71.1	-245.7	1.5	-6.3	0.0	0.0	-0.3	0.0
6/3/2007 21:25	2.9	50.0	0.9	0.1	0.1	61.8	-244.2	1.5	-6.3	0.0	0.0	-0.3	0.0
6/3/2007 21:35	2.9	50.0	0.9	0.1	0.1	72.9	-245.7	1.5	-6.3	0.0	0.0	-0.2	0.0
6/3/2007 21:45	2.9	50.0	0.9	0.1	0.1	78.4	-244.2	3.1	-6.3	0.0	0.0	-0.2	0.0
6/3/2007 21:55	2.9	50.1	0.9	0.1	0.0	66.1	-245.7	3.1	-6.3	0.0	0.0	-0.2	0.0
6/3/2007 22:05	2.9	50.3	0.9	0.1	0.1	63.5	-245.7	1.5	-6.3	0.0	0.0	-0.2	0.0
6/3/2007 22:15	2.9	50.1	0.9	0.1	0.1	74.5	-245.7	3.1	-6.3	0.0	0.0	-0.2	0.0
6/3/2007 22:25	2.9	50.1	0.9	0.1	0.0	70.1	-245.7	3.1	-6.3	0.0	0.0	-0.2	0.0
6/3/2007 22:35	2.9	50.1	0.9	0.1	0.0	69.7	-245.7	1.5	-6.3	0.0	0.0	-0.2	0.0

DATE/TIME	AT-100V Prod. Water UF Inlet pH	LT-100V UF Feed Tank Level %	PT-100V UF Prefilter Inlet Pres. psig	PT-101V UF Prefilter Outlet Press. psig	PT-102V UF Unit Inlet Press. psig	TT-100V UF Unit Inlet Temp °F	AT-201V UF Unit pH Nano Stor	AT-200V Prod. Water Conductivity micromhos	FT-200V UF Unit Perm. Flow gpm	FT-201V UF Unit Conc. Flow gpm	FT-202V UF Unit Recycle Flow gpm	PT-200V UF Outlet Perm. Pres. psig	PT-201V UF Outlet Conc. Press psig
6/3/2007 22:45	2.9	50.1	0.9	0.1	0.0	80.1	-245.7	3.1	-6.3	0.0	0.0	-0.2	0.0
6/3/2007 22:55	2.9	50.1	0.9	0.1	0.1	63.4	-245.7	3.1	-6.3	0.0	0.0	-0.2	0.0
6/3/2007 23:05	2.9	50.1	0.9	0.1	0.1	72.4	-245.7	1.5	-6.3	0.0	0.0	-0.2	0.0
6/3/2007 23:15	2.9	50.0	0.9	0.1	0.0	62.8	-245.7	1.5	-6.3	0.0	0.0	-0.2	0.0
6/3/2007 23:25	2.9	50.0	0.9	0.1	0.0	75.9	-245.7	1.5	-6.3	0.0	0.0	-0.2	0.0
6/3/2007 23:35	2.9	50.0	0.9	0.1	0.0	70.9	-245.7	1.5	-6.3	0.0	0.0	-0.2	0.0
6/3/2007 23:45	2.9	50.0	0.9	0.1	0.0	72.0	-245.7	3.1	-6.3	0.0	0.0	-0.2	0.0
6/3/2007 23:55	2.9	50.0	0.9	0.1	0.0	76.1	-245.7	3.1	-6.3	0.0	0.0	-0.2	0.0
10/21/2007 0:09	10.2	56.2	1.0	0.2	-1.8	72.2	-244.2	3.1	-6.3	0.0	0.0	-2.3	-1.9
10/21/2007 0:19	10.2	56.2	1.1	0.2	-1.7	71.4	-245.7	1.5	-6.3	0.0	0.0	-2.3	-2.0
10/21/2007 0:29	10.2	56.2	1.1	0.2	-1.7	70.3	-245.7	1.5	-6.3	0.0	0.0	-2.3	-2.0
10/21/2007 0:39	10.2	56.3	1.0	0.2	-1.8	69.3	-245.7	3.1	-6.3	0.0	0.0	-2.3	-2.0
10/21/2007 0:49	10.2	56.3	1.0	0.2	-1.8	68.7	-245.7	1.5	-6.3	0.0	0.0	-2.3	-2.0
10/21/2007 0:59	10.2	56.2	1.1	0.2	-1.8	68.7	-245.7	3.1	-6.3	0.0	0.0	-2.3	-2.0
10/21/2007 1:09	10.2	56.2	1.0	0.2	-1.8	68.2	-245.7	1.5	-6.3	0.0	0.0	-2.4	-2.0
10/21/2007 1:19	10.2	56.2	1.1	0.2	-1.8	67.2	-244.2	3.1	-6.3	0.0	0.0	-2.4	-2.0
10/21/2007 1:29	10.2	56.3	1.0	0.2	-1.8	66.3	-245.7	1.5	-6.3	0.0	0.0	-2.4	-2.1
10/21/2007 1:39	10.3	56.3	1.0	0.2	-1.8	66.0	-244.2	3.1	-6.3	0.0	0.0	-2.4	-2.1
10/21/2007 1:49	10.3	56.2	1.0	0.2	-1.8	66.6	-244.2	3.1	-6.3	0.0	0.0	-2.4	-2.1
10/21/2007 1:59	10.3	56.2	0.9	0.2	-1.9	67.0	-245.7	3.1	-6.3	0.0	0.0	-2.4	-2.1
10/21/2007 2:09	10.3	56.2	1.0	0.2	-1.8	67.2	-244.2	1.5	-6.3	0.0	0.0	-2.4	-2.1
10/21/2007 2:19	10.3	56.2	1.0	0.2	-1.8	66.4	-245.7	1.5	-6.3	0.0	0.0	-2.4	-2.1
10/21/2007 2:29	10.3	56.2	0.9	0.2	-1.9	66.1	-244.2	3.1	-6.3	0.0	0.0	-2.4	-2.1
10/21/2007 2:39	10.3	56.2	0.9	0.2	-1.9	65.6	-245.7	3.1	-6.3	0.0	0.0	-2.5	-2.2
10/21/2007 2:49	10.3	56.1	1.0	0.2	-1.8	65.9	-244.2	1.5	-6.3	0.0	0.0	-2.5	-2.1
10/21/2007 2:59	10.3	56.2	1.0	0.2	-1.9	66.3	-244.2	3.1	-6.3	0.0	0.0	-2.5	-2.1
10/21/2007 3:09	10.3	56.2	0.9	0.2	-1.9	66.9	-245.7	1.5	-6.3	0.0	0.0	-2.5	-2.1
10/21/2007 3:19	10.3	56.1	1.0	0.2	-1.9	67.3	-245.7	3.1	-6.3	0.0	0.0	-2.5	-2.1
10/21/2007 3:29	10.3	56.1	1.0	0.2	-1.9	67.5	-245.7	1.5	-6.3	0.0	0.0	-2.5	-2.2
10/21/2007 3:39	10.3	56.2	0.9	0.2	-1.9	67.9	-245.7	1.5	-6.3	0.0	0.0	-2.5	-2.1
10/21/2007 3:49	10.3	56.2	1.0	0.2	-1.9	68.2	-245.7	3.1	-6.3	0.0	0.0	-2.5	-2.1
10/21/2007 3:59	10.3	56.2	1.1	0.2	-1.9	68.4	-245.7	1.5	-6.3	0.0	0.0	-2.5	-2.2
10/21/2007 4:09	10.3	56.2	0.9	0.2	-1.9	68.2	-245.7	1.5	-6.3	0.0	0.0	-2.5	-2.2
10/21/2007 4:19	10.3	56.1	1.0	0.2	-1.9	67.9	-245.7	3.1	-6.3	0.0	0.0	-2.5	-2.2
10/21/2007 4:29	10.3	56.1	0.9	0.2	-1.9	67.7	-245.7	3.1	-6.3	0.0	0.0	-2.5	-2.2
10/21/2007 4:39	10.3	56.2	1.0	0.2	-2.0	67.5	-245.7	1.5	-6.3	0.0	0.0	-2.5	-2.2
10/21/2007 4:49	10.3	56.1	1.0	0.2	-1.9	67.2	-245.7	1.5	-6.3	0.0	0.0	-2.5	-2.2
10/21/2007 4:59	10.3	56.2	1.0	0.2	-1.9	66.8	-245.7	1.5	-6.3	0.0	0.0	-2.5	-2.2
10/21/2007 5:09	10.3	56.2	1.0	0.2	-2.0	66.6	-245.7	3.1	-6.3	0.0	0.0	-2.5	-2.2
10/21/2007 5:19	10.3	56.1	1.0	0.2	-1.9	66.2	-245.7	3.1	-6.3	0.0	0.0	-2.5	-2.2
10/21/2007 5:29	10.3	56.1	0.9	0.2	-2.0	65.6	-244.2	3.1	-6.3	0.0	0.0	-2.5	-2.2
10/21/2007 5:39	10.3	56.1	1.0	0.2	-2.0	64.6	-245.7	1.5	-6.3	0.0	0.0	-2.5	-2.2
10/21/2007 5:49	10.3	56.2	1.0	0.2	-2.0	63.8	4.6	1.5	-6.3	0.0	0.0	-2.5	-2.2
10/21/2007 5:59	10.3	56.2	1.0	0.2	-2.0	63.2	-244.2	1.5	-6.3	0.0	0.0	-2.5	-2.2
10/21/2007 6:09	10.3	56.2	0.9	0.2	-2.0	62.1	-245.7	1.5	-6.3	0.0	0.0	-2.6	-2.3
10/21/2007 6:19	10.3	56.1	0.9	0.2	-2.0	62.0	-245.7	1.5	-6.3	0.0	0.0	-2.6	-2.3
10/21/2007 6:29	10.3	56.1	0.9	0.2	-2.0	62.0	-245.7	1.5	-6.3	0.0	0.0	-2.6	-2.3
10/21/2007 6:39	10.3	56.1	1.0	0.2	-2.0	62.4	-245.7	1.5	-6.3	0.0	0.0	-2.6	-2.3
10/21/2007 6:49	10.3	56.1	1.0	0.2	-2.1	62.0	-245.7	1.5	-6.3	0.0	0.0	-2.6	-2.3
10/21/2007 6:59	10.3	56.1	0.9	0.2	-2.1	61.8	-245.7	1.5	-6.3	0.0	0.0	-2.6	-2.3
10/21/2007 7:09	10.3	56.2	0.9	0.2	-2.0	61.6	-245.7	1.5	-6.3	0.0	0.0	-2.6	-2.3
10/21/2007 7:19	10.4	56.2	1.0	0.2	-2.1	61.8	-245.7	1.5	-6.3	0.0	0.0	-2.6	-2.3
10/21/2007 7:29	10.4	56.3	0.9	0.2	-2.1	61.9	-245.7	1.5	-6.3	0.0	0.0	-2.6	-2.3
10/21/2007 7:39	10.4	56.2	1.0	0.2	-2.1	62.2	-245.7	1.5	-6.3	0.0	0.0	-2.7	-2.4
10/21/2007 7:49	10.4	56.1	0.9	0.2	-2.1	62.5	-245.7	1.5	-6.3	0.0	0.0	-2.6	-2.3
10/21/2007 7:59	10.4	56.2	1.0	0.2	-2.1	63.5	-244.2	1.5	-6.3	0.0	0.0	-2.6	-2.3

DATE/TIME	AT-100V Prod. Water UF Inlet pH	LT-100V UF Feed Tank Level %	PT-100V UF Prefilter Inlet Pres. psig	PT-101V UF Prefilter Outlet Press. psig	PT-102V UF Unit Inlet Press. psig	TT-100V UF Unit Inlet Temp °F	AT-201V UF Unit pH Nano Stor	AT-200V Prod. Water Conductivity micromhos	FT-200V UF Unit Perm. Flow gpm	FT-201V UF Unit Conc. Flow gpm	FT-202V UF Unit Recycle Flow gpm	PT-200V UF Outlet Perm. Pres. psig	PT-201V UF Outlet Conc. Press psig
10/21/2007 8:09	10.4	56.1	1.0	0.2	-2.1	64.7	-245.7	1.5	-6.3	0.0	0.0	-2.6	-2.3
10/21/2007 8:19	10.4	56.2	1.0	0.2	-2.1	65.8	-245.7	3.1	-6.3	0.0	0.0	-2.6	-2.3
10/21/2007 8:29	10.4	56.1	0.9	0.2	-2.1	66.6	-245.7	1.5	-6.3	0.0	0.0	-2.6	-2.3
10/21/2007 8:39	10.3	56.1	1.0	0.2	-2.0	67.2	-247.2	1.5	-6.3	0.0	0.0	-2.6	-2.3
10/21/2007 8:49	10.3	56.2	1.0	0.2	-2.0	68.0	-245.7	1.5	-6.3	0.0	0.0	-2.6	-2.3
10/21/2007 8:59	10.3	56.0	1.0	0.2	-2.0	69.1	-245.7	1.5	-6.3	0.0	0.0	-2.6	-2.3
10/21/2007 9:09	10.3	56.1	1.0	0.2	-2.1	70.4	-245.7	1.5	-6.3	0.0	0.0	-2.6	-2.3
10/21/2007 9:19	10.3	56.2	1.0	0.2	-2.1	71.7	-245.7	1.5	-6.3	0.0	0.0	-2.6	-2.3
10/21/2007 9:29	10.3	56.1	1.0	0.2	-2.0	72.8	-245.7	1.5	-6.3	0.0	0.0	-2.5	-2.2
10/21/2007 9:39	10.3	56.2	1.0	0.2	-2.0	74.1	-245.7	1.5	-6.3	0.0	0.0	-2.5	-2.2
10/21/2007 9:49	10.3	56.2	1.0	0.2	-2.0	75.9	-245.7	3.1	-6.3	0.0	0.0	-2.5	-2.2
10/21/2007 9:59	10.3	55.9	1.0	0.2	-2.0	77.3	-244.2	3.1	-6.3	0.0	0.0	-2.5	-2.2
10/21/2007 10:09	10.3	56.0	1.0	0.2	-2.0	78.0	-245.7	1.5	-6.3	0.0	0.0	-2.5	-2.2
10/21/2007 10:19	10.2	56.1	1.0	0.2	-2.0	78.4	-245.7	3.1	-6.3	0.0	0.0	-2.5	-2.2
10/21/2007 10:29	10.2	56.2	1.1	0.2	-2.0	80.3	-245.7	1.5	-6.3	0.0	0.0	-2.4	-2.1
10/21/2007 10:39	10.2	56.2	1.0	0.2	-1.9	81.6	-244.2	3.1	-6.3	0.0	0.0	-2.4	-2.1
10/21/2007 10:49	10.2	65.8	1.2	0.4	-1.9	75.0	3.1	1.5	-6.3	0.0	0.0	-2.4	-2.1
10/21/2007 10:59	7.1	56.6	0.9	0.1	-0.2	58.9	-244.2	1.5	-6.3	0.0	0.0	-0.6	-0.2
10/21/2007 11:09	7.3	58.3	1.1	0.5	0.6	42.6	-245.7	3.1	-6.3	0.0	0.0	0.2	0.5
10/21/2007 11:19	7.1	62.3	1.2	0.5	0.3	68.6	-245.7	3.1	-6.3	0.0	0.0	-0.1	0.3
10/21/2007 11:29	7.1	67.0	1.3	0.6	0.2	51.7	-245.7	3.1	-6.3	0.0	0.0	-0.3	0.1
10/21/2007 11:39	6.9	73.7	1.4	0.7	0.4	72.0	-244.2	3.1	-6.3	0.0	0.0	0.0	0.4
10/21/2007 11:49	6.9	76.1	1.4	0.7	0.3	64.9	-244.2	3.1	-6.3	0.0	0.0	-0.1	0.2
10/21/2007 11:59	6.9	76.1	1.4	0.7	0.3	71.6	-244.2	3.1	-6.3	0.0	0.0	-0.1	0.2
10/21/2007 12:09	6.9	76.1	1.5	0.7	0.3	73.5	-244.2	3.1	-6.3	0.0	0.0	-0.1	0.3
10/21/2007 12:19	6.8	75.9	1.5	0.7	0.3	75.4	-244.2	3.1	-6.3	0.0	0.0	-0.1	0.2
10/21/2007 12:29	6.8	76.1	1.4	0.7	0.3	76.9	-244.2	3.1	-6.3	0.0	0.0	-0.1	0.2
10/21/2007 12:39	6.8	76.1	1.4	0.7	0.3	77.0	-244.2	3.1	-6.3	0.0	0.0	-0.1	0.2
10/21/2007 12:49	6.8	76.1	1.4	0.7	0.3	77.4	-245.7	3.1	-6.3	0.0	0.0	-0.1	0.2
10/21/2007 12:59	6.8	75.9	1.4	0.7	0.3	77.2	-244.2	3.1	-6.3	0.0	0.0	-0.1	0.2
10/21/2007 13:09	6.8	75.9	1.5	0.7	0.3	76.9	-244.2	3.1	-6.3	0.0	0.0	-0.1	0.2
10/21/2007 13:19	6.8	75.7	1.4	0.7	0.3	76.9	-245.7	3.1	-6.3	0.0	0.0	-0.1	0.2
10/21/2007 13:29	6.7	75.6	1.4	0.7	0.3	77.0	-244.2	1.5	-6.3	0.0	0.0	-0.1	0.2
10/21/2007 13:39	6.7	75.6	1.4	0.7	0.3	77.0	-245.7	3.1	-6.3	0.0	0.0	-0.1	0.2
10/21/2007 13:49	6.7	75.3	1.4	0.7	0.3	78.8	-244.2	3.1	-6.3	0.0	0.0	-0.1	0.2
10/21/2007 13:59	6.7	47.6	19.2	15.0	55.2	78.3	4.6	871.4	-6.3	13.0	21.0	23.6	44.6
10/21/2007 14:09	6.8	18.1	1.1	-0.9	7.1	67.2	-244.2	1.5	-6.3	0.0	3.5	6.5	9.5
10/21/2007 14:19	6.6	44.2	23.4	20.1	44.8	71.7	-245.7	431.9	-6.3	0.0	7.6	31.6	42.4
10/21/2007 14:29	6.7	53.5	24.0	19.9	45.7	50.4	-244.2	602.8	-6.3	7.8	7.7	30.7	42.6
10/21/2007 14:39	6.4	54.6	24.2	20.0	46.4	77.9	-244.2	3.1	-6.3	6.9	8.0	33.2	45.0
10/21/2007 14:49	6.3	55.3	24.4	20.0	46.5	61.9	-245.7	3.1	-6.3	6.8	7.9	32.8	45.2
10/21/2007 14:59	6.2	55.5	24.2	19.9	47.2	73.4	-244.2	514.3	-6.3	6.9	7.9	31.9	45.5
10/21/2007 15:09	6.1	54.7	24.6	20.1	46.5	80.0	-244.2	593.6	-6.3	6.9	8.0	30.7	45.8
10/21/2007 15:19	6.1	54.8	24.2	20.1	50.0	53.2	-244.2	3.1	-6.3	6.9	7.9	29.0	46.1
10/21/2007 15:29	6.0	54.9	24.4	20.1	47.3	67.0	-245.7	433.4	-6.3	6.9	7.9	26.3	46.5
10/21/2007 15:39	6.0	55.1	24.3	20.0	47.8	66.7	-244.2	3.1	-6.3	7.0	8.1	23.0	47.3
10/21/2007 15:49	6.0	55.3	24.2	19.9	50.8	62.4	-244.2	3.1	-6.3	7.0	8.4	19.9	48.5
10/21/2007 15:59	5.9	54.9	24.0	19.9	50.5	61.2	-244.2	3.1	-6.3	7.0	8.5	17.1	49.3
10/21/2007 16:09	5.9	55.0	24.3	19.9	49.6	63.1	-244.2	3.1	-6.3	7.3	8.6	15.0	50.3
10/21/2007 16:19	5.8	54.9	24.1	20.0	52.5	56.6	-244.2	3.1	-6.3	7.3	8.8	13.2	51.0
10/21/2007 16:29	5.8	55.2	24.1	20.1	54.4	71.1	-245.7	3.1	-6.3	7.2	8.6	11.9	51.6
10/21/2007 16:39	5.8	54.9	23.9	20.0	54.1	51.6	-244.2	1.5	-6.3	7.2	8.9	10.9	52.2
10/21/2007 16:49	5.7	55.0	23.2	20.1	54.3	65.6	-244.2	3.1	-6.3	7.6	8.9	9.9	52.5
10/21/2007 16:59	5.7	55.3	24.2	19.9	54.6	60.7	-244.2	1.5	-6.3	7.4	8.9	9.2	52.9
10/21/2007 17:09	5.7	54.9	24.2	19.9	54.3	52.1	4.6	3.1	-6.3	7.4	8.9	8.6	53.4
10/21/2007 17:19	5.6	54.9	24.0	20.1	55.6	46.3	-245.7	3.1	-6.3	7.6	8.9	8.1	53.6

DATE/TIME	AT-100V Prod. Water UF Inlet pH	LT-100V UF Feed Tank Level %	PT-100V UF Prefilter Inlet Pres. psig	PT-101V UF Prefilter Outlet Press. psig	PT-102V UF Unit Inlet Press. psig	TT-100V UF Unit Inlet Temp °F	AT-201V UF Unit pH Nano Stor	AT-200V Prod. Water Conductivity micromhos	FT-200V UF Unit Perm. Flow gpm	FT-201V UF Unit Conc. Flow gpm	FT-202V UF Unit Recycle Flow gpm	PT-200V UF Outlet Perm. Pres. psig	PT-201V UF Outlet Conc. Press psig
10/21/2007 17:29	5.6	55.2	23.5	19.9	55.2	65.3	-244.2	3.1	-6.3	7.6	8.7	7.5	53.8
10/21/2007 17:39	5.6	55.1	23.5	20.1	55.2	53.2	-244.2	3.1	-6.3	7.4	8.8	7.2	54.2
10/21/2007 17:49	5.6	54.9	23.6	20.0	56.5	59.4	-245.7	3.1	-6.3	7.3	9.1	6.8	54.5
10/21/2007 17:59	5.6	55.3	23.4	19.9	56.2	59.8	4.6	1.5	-6.3	7.5	8.9	6.5	54.5
10/21/2007 18:09	5.6	54.8	23.3	19.9	56.6	64.3	-245.7	3.1	-6.3	7.5	9.0	6.2	54.8
10/21/2007 18:19	5.6	54.9	23.2	20.0	56.6	53.3	-247.2	1.5	-6.3	7.5	9.1	6.0	55.1
10/21/2007 18:29	5.5	55.4	23.3	20.0	56.7	42.0	-244.2	3.1	-6.3	7.5	8.9	5.8	55.1
10/21/2007 18:39	5.4	54.9	23.3	20.0	56.8	44.8	-245.7	1.5	-6.3	7.4	8.9	5.6	55.3
10/21/2007 18:49	5.4	54.9	23.1	20.0	57.8	40.8	4.6	3.1	-6.3	7.6	9.1	5.5	55.4
10/21/2007 18:59	5.3	55.5	22.8	19.9	57.8	49.8	-245.7	1.5	-6.3	7.6	9.1	5.3	55.4
10/21/2007 19:09	5.3	55.4	23.1	20.1	58.1	35.3	-245.7	3.1	-6.3	7.3	9.2	5.1	55.5
10/21/2007 19:19	5.3	55.1	22.7	20.0	57.3	29.0	-245.7	1.5	-6.3	7.7	8.9	5.1	55.7
10/21/2007 19:29	5.3	55.4	22.5	20.0	57.9	27.0	-244.2	3.1	-6.3	7.5	9.1	5.0	55.7
10/21/2007 19:39	5.2	54.8	22.8	19.9	57.7	37.4	-244.2	1.5	-6.3	7.5	9.1	4.8	55.5
10/21/2007 19:49	5.2	54.3	22.5	19.9	58.0	37.8	-245.7	3.1	-6.3	7.3	9.1	4.7	55.9
10/21/2007 19:59	5.1	54.7	22.5	19.9	57.6	44.2	-245.7	3.1	-6.3	7.5	9.1	4.6	56.0
10/21/2007 20:09	5.0	55.2	22.4	20.0	57.8	36.4	-245.7	1.5	-6.3	7.4	9.1	4.4	56.0
10/21/2007 20:19	5.0	55.3	22.4	20.0	58.1	40.8	-245.7	3.1	-6.3	7.5	9.2	4.4	56.2
10/21/2007 20:29	4.8	55.7	22.3	20.0	58.2	33.3	-245.7	1.5	-6.3	7.6	9.0	4.3	56.2
10/21/2007 20:39	4.8	54.9	22.3	20.0	58.3	11.3	-245.7	3.1	-6.3	7.5	9.3	4.2	56.6
10/21/2007 20:49	4.7	55.3	22.2	20.0	58.9	53.7	-247.2	1.5	-6.3	7.6	8.9	4.1	56.5
10/21/2007 20:59	4.6	54.7	22.2	20.1	58.8	28.6	-245.7	1.5	-6.3	7.7	9.0	4.0	56.5
10/21/2007 21:09	4.5	55.3	22.1	20.0	59.0	24.3	-245.7	1.5	-6.3	7.5	9.3	4.0	56.6
10/21/2007 21:19	4.4	55.1	21.9	19.9	58.0	29.9	4.6	1.5	-6.3	7.5	9.0	4.0	56.6
10/21/2007 21:29	4.1	55.0	21.9	20.1	58.3	5.1	-245.7	1.5	-6.3	7.7	9.3	3.8	56.5
10/21/2007 21:39	3.8	54.8	21.9	20.0	58.7	39.1	-245.7	0.0	-6.3	7.4	9.2	3.6	56.8
10/21/2007 21:49	3.6	55.0	22.0	19.9	58.9	33.4	-245.7	1.5	-6.3	7.6	9.0	3.5	57.1
10/21/2007 21:59	3.5	55.1	21.9	20.1	59.1	37.1	-247.2	1.5	-6.3	7.7	8.9	3.3	57.2
10/21/2007 22:09	3.4	54.8	21.9	20.0	59.1	3278.1	-245.7	1.5	-6.3	7.6	9.2	3.2	57.4
10/21/2007 22:19	3.4	55.0	22.1	20.0	59.1	19.1	-247.2	1.5	-6.3	7.4	9.1	3.1	57.1
10/21/2007 22:29	3.3	54.9	22.1	19.9	59.5	23.3	-245.7	1.5	-6.3	7.5	9.1	3.0	57.2
10/21/2007 22:39	3.3	55.0	22.2	20.0	58.7	19.7	-245.7	0.0	-6.3	7.7	9.3	3.0	57.2
10/21/2007 22:49	3.3	55.2	22.1	20.0	59.5	17.1	-245.7	1.5	-6.3	7.7	9.1	2.9	57.3
10/21/2007 22:59	3.2	55.0	22.2	19.9	58.8	3279.2	-245.7	1.5	-6.3	7.4	9.1	2.9	57.5
10/21/2007 23:09	3.2	54.9	22.3	20.0	59.3	28.2	-247.2	1.5	-6.3	7.7	9.3	2.8	57.6
10/21/2007 23:19	3.1	55.1	22.5	20.0	59.4	3.6	-245.7	1.5	-6.3	7.7	9.1	2.8	57.7
10/21/2007 23:29	3.1	55.2	22.5	19.9	59.5	13.4	-247.2	1.5	-6.3	7.6	9.2	2.7	57.5
10/21/2007 23:39	3.1	54.8	22.5	20.1	59.4	17.6	-245.7	0.0	-6.3	7.7	9.1	2.7	57.4
10/21/2007 23:49	3.1	55.0	22.7	19.9	59.7	11.8	3.1	1.5	-6.3	7.6	9.2	2.7	57.7
10/21/2007 23:59	3.1	55.2	22.6	20.1	59.3	19.6	-247.2	1.5	-6.3	7.5	9.1	2.7	57.4
10/22/2007 0:09	3.1	55.0	22.8	20.0	59.5	18.6	-245.7	0.0	-6.3	7.6	9.1	2.8	57.8
10/22/2007 0:19	3.1	55.0	22.8	20.1	59.6	9.1	-247.2	1.5	-6.3	7.3	9.3	2.8	57.6
10/22/2007 0:29	3.0	55.0	22.9	20.0	59.8	28.6	-247.2	1.5	-6.3	7.4	9.2	2.9	57.8
10/22/2007 0:39	3.0	55.0	22.6	19.9	59.5	9.4	-247.2	1.5	-6.3	7.4	9.2	2.9	57.8
10/22/2007 0:49	3.0	55.0	22.7	20.0	60.4	37.8	-245.7	0.0	-6.3	7.6	9.1	3.0	57.9
10/22/2007 0:59	3.0	54.9	22.9	20.1	59.6	6.2	-247.2	1.5	-6.3	7.7	9.3	3.0	57.8
10/22/2007 1:09	3.0	55.0	23.0	20.0	59.5	5.7	-247.2	0.0	-6.3	7.7	9.1	3.0	58.0
10/22/2007 1:19	2.9	55.1	23.0	20.0	59.4	4.4	-247.2	1.5	-6.3	7.4	9.2	3.1	57.8
10/22/2007 1:29	2.9	55.0	23.0	19.9	59.9	16.7	-245.7	0.0	-6.3	7.5	9.4	3.1	57.8
10/22/2007 1:39	2.9	55.2	23.2	20.1	60.0	5.2	-247.2	0.0	-6.3	7.6	9.3	3.1	57.9
10/22/2007 1:49	2.9	55.0	23.0	19.8	60.1	20.4	-247.2	1.5	-6.3	7.6	9.2	3.1	58.2
10/22/2007 1:59	2.9	55.0	23.1	19.9	60.0	7.7	-245.7	0.0	-6.3	7.5	9.2	3.2	58.0
10/22/2007 2:09	2.9	55.0	23.2	20.0	60.0	28.9	-245.7	0.0	-6.3	7.6	9.3	3.2	58.0
10/22/2007 2:19	2.9	55.1	23.2	19.9	60.4	20.2	-247.2	0.0	-6.3	7.7	9.3	3.1	58.1
10/22/2007 2:29	2.9	55.0	23.3	19.9	60.2	3.8	-247.2	0.0	-6.3	7.6	9.3	3.1	58.3
10/22/2007 2:39	2.9	55.0	23.3	20.0	59.8	36.6	-245.7	0.0	-6.3	7.7	9.3	3.1	58.0

DATE/TIME	AT-100V Prod. Water UF Inlet pH	LT-100V UF Feed Tank Level %	PT-100V UF Prefilter Inlet Pres. psig	PT-101V UF Prefilter Outlet Press. psig	PT-102V UF Unit Inlet Press. psig	TT-100V UF Unit Inlet Temp °F	AT-201V UF Unit pH Nano Stor	AT-200V Prod. Water Conductivity micromhos	FT-200V UF Unit Perm. Flow gpm	FT-201V UF Unit Conc. Flow gpm	FT-202V UF Unit Recycle Flow gpm	PT-200V UF Outlet Perm. Pres. psig	PT-201V UF Outlet Conc. Press psig
10/22/2007 2:49	2.9	54.8	23.4	20.0	59.8	13.4	-247.2	-1.5	-6.3	7.4	9.1	3.1	58.2
10/22/2007 2:59	2.9	55.0	23.3	19.9	60.8	19.5	-247.2	0.0	-6.3	7.5	9.3	3.1	58.3
10/22/2007 3:09	2.9	55.0	23.3	20.1	60.1	47.1	-247.2	1.5	-6.3	7.4	9.2	3.1	58.3
10/22/2007 3:19	2.9	55.0	23.4	20.1	60.2	3287.1	-245.7	0.0	-6.3	7.6	9.3	3.1	58.2
10/22/2007 3:29	2.9	55.1	23.5	20.1	59.9	3316.3	-247.2	0.0	-6.3	7.5	9.1	3.0	58.2
10/22/2007 3:39	2.9	55.0	23.4	19.9	60.1	15.0	-247.2	0.0	-6.3	7.5	9.1	3.1	58.2
10/22/2007 3:49	2.9	54.9	23.4	20.1	60.1	3299.2	-247.2	1.5	-6.3	7.5	9.2	3.0	58.4
10/22/2007 3:59	2.9	55.0	23.3	20.0	60.4	9.6	-247.2	0.0	-6.3	7.5	9.1	3.0	58.4
10/22/2007 4:09	2.9	54.9	23.4	20.0	59.8	3289.0	-247.2	0.0	-6.3	7.4	9.4	3.0	58.2
10/22/2007 4:19	2.9	54.9	23.6	20.0	60.1	19.1	-245.7	0.0	-6.3	7.4	9.0	3.0	58.2
10/22/2007 4:29	2.8	55.2	23.5	20.1	60.4	3281.5	-247.2	0.0	-6.3	7.4	9.2	3.0	58.4
10/22/2007 4:39	2.8	54.9	23.5	20.0	59.9	7.0	-247.2	0.0	-6.3	7.6	9.1	3.0	58.3
10/22/2007 4:49	2.8	54.8	23.5	20.0	60.6	10.7	-247.2	0.0	-6.3	7.5	9.2	3.0	58.4
10/22/2007 4:59	2.8	55.2	23.7	20.1	60.3	25.9	-245.7	0.0	-6.3	7.4	9.3	3.0	58.3
10/22/2007 5:09	2.8	54.9	23.5	20.0	60.4	19.3	-247.2	0.0	-6.3	7.6	9.3	3.0	58.1
10/22/2007 5:19	2.8	55.0	23.6	19.9	60.6	17.3	-247.2	0.0	-6.3	7.3	9.2	3.1	58.2
10/22/2007 5:29	2.8	55.0	23.7	20.0	60.3	3280.3	-247.2	0.0	-6.3	7.5	9.5	3.2	58.2
10/22/2007 5:39	2.8	54.9	23.9	20.1	60.1	11.7	-247.2	0.0	-6.3	7.5	9.2	3.2	58.4
10/22/2007 5:49	2.8	55.1	23.7	20.1	60.8	7.8	-247.2	0.0	-6.3	7.4	9.1	3.3	58.5
10/22/2007 5:59	2.8	55.0	23.8	20.0	60.5	10.4	-247.2	1.5	-6.3	7.5	9.2	3.4	58.3
10/22/2007 6:09	2.8	55.0	23.9	20.0	60.2	3281.7	-245.7	0.0	-6.3	7.5	9.4	3.4	58.4
10/22/2007 6:19	2.8	55.1	23.5	20.0	61.1	3277.7	-245.7	0.0	-6.3	7.6	9.0	3.5	58.4
10/22/2007 6:29	2.8	55.0	23.8	20.0	60.7	3304.8	-245.7	0.0	-6.3	7.6	9.0	3.5	58.5
10/22/2007 6:39	2.8	54.9	23.8	20.1	60.5	3287.2	-247.2	0.0	-6.3	7.6	9.2	3.6	58.7
10/22/2007 6:49	2.8	54.9	23.9	20.0	60.6	0.9	-247.2	0.0	-6.3	7.4	9.2	3.6	58.5
10/22/2007 6:59	2.8	55.1	23.9	20.0	60.7	3277.2	-247.2	1.5	-6.3	7.5	9.1	3.7	58.6
10/22/2007 7:09	2.9	54.9	24.0	20.0	60.9	0.7	-247.2	0.0	-6.3	7.7	9.1	3.7	58.5
10/22/2007 7:19	2.9	55.1	23.9	20.0	60.5	9.1	-247.2	0.0	-6.3	7.6	9.2	3.8	58.6
10/22/2007 7:29	2.9	54.9	23.9	19.9	60.6	8.1	-247.2	0.0	-6.3	7.6	9.0	3.8	58.7
10/22/2007 7:39	2.9	54.9	24.0	20.0	60.4	7.7	-247.2	-1.5	-6.3	7.4	9.3	3.8	58.4
10/22/2007 7:49	2.9	55.0	24.0	19.9	60.2	11.9	-247.2	0.0	-6.3	7.6	9.1	3.7	58.6
10/22/2007 7:59	2.8	55.4	24.2	20.0	60.6	13.4	-247.2	0.0	-6.3	7.5	9.1	3.8	58.8
10/22/2007 8:09	3.0	55.1	24.0	20.0	60.7	3293.8	-247.2	0.0	-6.3	7.4	9.1	3.8	58.7
10/22/2007 8:19	5.2	50.1	25.7	19.8	29.0	9.3	-247.2	1.5	-6.3	25.2	0.0	4.1	21.6
10/22/2007 8:29	6.0	55.9	22.8	20.1	48.8	3.2	-247.2	0.0	-6.3	11.1	14.4	3.9	45.0
10/22/2007 8:39	6.2	55.4	23.1	19.9	48.8	11.5	-247.2	0.0	-6.3	10.9	14.2	3.8	44.7
10/22/2007 8:49	6.3	55.2	23.2	19.9	49.0	3295.2	-247.2	1.5	-6.3	11.1	14.4	3.6	44.9
10/22/2007 8:59	6.4	55.1	23.4	19.9	47.7	5.4	-245.7	0.0	-6.3	10.8	14.3	3.3	44.6
10/22/2007 9:09	6.4	54.8	23.5	20.2	48.0	3277.7	-247.2	0.0	-6.3	10.9	14.3	3.2	44.7
10/22/2007 9:19	6.4	55.0	23.7	19.9	48.6	0.7	-247.2	0.0	-6.3	10.9	14.4	3.1	44.7
10/22/2007 9:29	6.4	55.0	23.4	20.1	48.6	16.8	-247.2	0.0	-6.3	10.7	14.1	3.1	44.7
10/22/2007 9:39	6.4	55.0	23.7	20.2	48.4	19.6	-247.2	0.0	-6.3	10.6	14.0	3.0	44.6
10/22/2007 9:49	6.4	54.9	23.8	19.8	48.7	16.0	-247.2	1.5	-6.3	11.1	14.2	3.0	44.7
10/22/2007 9:59	6.4	55.2	23.7	20.1	48.6	18.3	-247.2	0.0	-6.3	10.7	14.3	3.0	44.9
10/22/2007 10:09	6.4	55.3	23.8	20.1	49.1	14.4	-245.7	1.5	-6.3	10.9	14.0	3.0	44.5
10/22/2007 10:19	6.4	54.8	23.9	19.9	48.3	32.1	-247.2	0.0	-6.3	10.6	14.3	3.0	44.7
10/22/2007 10:29	6.4	55.0	23.9	19.9	48.7	6.3	-245.7	1.5	-6.3	11.1	14.2	3.0	44.7
10/22/2007 10:39	6.4	55.2	24.1	19.9	48.4	11.4	-245.7	1.5	-6.3	10.8	14.5	3.0	44.9
10/22/2007 10:49	6.4	55.0	24.1	19.9	49.4	14.7	-247.2	0.0	-6.3	10.8	14.5	3.0	45.0
10/22/2007 10:59	6.4	55.0	24.0	19.9	48.7	28.6	-245.7	1.5	-6.3	10.8	14.3	3.0	44.7
10/22/2007 11:09	6.4	55.1	24.4	20.0	48.3	15.7	-247.2	1.5	-6.3	10.8	14.5	3.0	44.7
10/22/2007 11:19	6.4	55.0	24.3	20.1	48.8	18.1	-247.2	0.0	-6.3	10.8	14.3	3.0	45.0
10/22/2007 11:29	6.4	55.0	24.2	20.0	48.6	35.8	-247.2	1.5	-6.3	11.0	14.4	3.0	44.7
10/22/2007 11:39	6.3	55.1	24.6	20.2	48.8	30.5	-247.2	1.5	-6.3	11.0	14.2	3.0	44.8
10/22/2007 11:49	6.3	55.1	24.5	20.1	48.8	18.3	-245.7	1.5	-6.3	10.5	14.1	3.0	44.7
10/22/2007 11:59	6.3	55.1	24.4	20.0	49.3	34.9	-247.2	1.5	-6.3	10.8	14.2	3.0	44.9

DATE/TIME	AT-100V Prod. Water UF Inlet pH	LT-100V UF Feed Tank Level %	PT-100V UF Prefilter Inlet Pres. psig	PT-101V UF Prefilter Outlet Press. psig	PT-102V UF Unit Inlet Press. psig	TT-100V UF Unit Inlet Temp °F	AT-201V UF Unit pH Nano Stor	AT-200V Prod. Water Conductivity micromhos	FT-200V UF Unit Perm. Flow gpm	FT-201V UF Unit Conc. Flow gpm	FT-202V UF Unit Recycle Flow gpm	PT-200V UF Outlet Perm. Pres. psig	PT-201V UF Outlet Conc. Press psig
10/22/2007 12:09	6.3	55.3	24.8	20.0	48.8	24.3	-245.7	1.5	-6.3	10.7	14.5	3.0	44.5
10/22/2007 12:19	6.3	54.9	24.8	19.9	49.4	32.0	-245.7	0.0	-6.3	10.9	14.4	3.0	44.9
10/22/2007 12:29	6.3	55.1	24.5	19.9	48.7	14.7	-245.7	1.5	-6.3	10.8	14.4	3.0	44.8
10/22/2007 12:39	6.3	55.1	24.7	20.0	48.9	31.2	-247.2	1.5	-6.3	10.8	14.5	3.0	44.7
10/22/2007 12:49	6.3	55.0	25.0	20.0	49.0	28.2	-245.7	0.0	-6.3	11.0	14.6	3.0	44.5
10/22/2007 12:59	6.3	54.9	24.6	20.0	48.1	27.8	-245.7	1.5	-6.3	10.7	14.2	3.0	44.7
10/22/2007 13:09	6.3	55.1	24.8	19.9	48.1	40.1	-245.7	1.5	-6.3	10.8	14.1	3.1	44.8
10/22/2007 13:19	6.3	54.7	24.8	20.0	49.0	13.7	-247.2	0.0	-6.3	10.8	14.5	3.1	44.8
10/22/2007 13:29	6.3	54.9	24.8	20.2	48.0	36.6	-245.7	1.5	-6.3	11.1	14.3	3.1	44.7
10/22/2007 13:39	6.3	55.0	25.0	20.0	48.4	37.5	-245.7	1.5	-6.3	10.7	14.4	3.1	44.7
10/22/2007 13:49	6.3	54.9	25.2	19.9	48.8	45.8	-245.7	1.5	-6.3	10.8	14.5	3.1	44.6
10/22/2007 13:59	6.3	55.1	25.0	20.1	49.0	33.9	-245.7	1.5	-6.3	11.0	14.2	3.1	44.9
10/22/2007 14:09	6.3	55.0	24.8	20.1	49.6	29.2	-245.7	1.5	-6.3	11.1	14.4	3.1	44.8
10/22/2007 14:19	6.3	55.0	25.1	19.9	49.0	21.8	-245.7	1.5	-6.3	10.9	14.2	3.1	45.0
10/22/2007 14:29	6.3	55.0	25.2	19.9	48.8	36.3	-245.7	1.5	-6.3	10.7	14.4	3.1	44.7
10/22/2007 14:39	6.3	54.9	25.0	20.2	48.3	27.2	-245.7	1.5	-6.3	10.8	14.2	3.1	44.7
10/22/2007 14:49	6.3	54.9	25.1	19.9	48.5	45.9	-245.7	1.5	-6.3	10.8	14.1	3.1	44.6
10/22/2007 14:59	6.3	54.9	24.9	20.0	48.7	46.4	-245.7	1.5	-6.3	10.7	14.3	3.1	44.7
10/22/2007 15:09	6.3	54.9	25.3	20.1	48.6	32.3	-245.7	1.5	-6.3	10.7	14.5	3.1	44.6
10/22/2007 15:19	6.3	55.0	25.3	19.9	48.8	30.2	-245.7	1.5	-6.3	11.0	14.3	3.1	44.9
10/22/2007 15:29	6.3	55.2	25.2	19.8	48.3	14.9	-247.2	1.5	-6.3	10.9	14.6	3.1	44.6
10/22/2007 15:39	6.3	55.0	25.2	19.9	48.9	34.3	-245.7	1.5	-6.3	10.6	14.3	3.1	44.8
10/22/2007 15:49	6.3	55.0	25.3	19.9	49.0	35.1	-247.2	1.5	-6.3	10.8	14.3	3.1	44.9
10/22/2007 15:59	6.3	55.0	25.4	20.0	48.5	36.8	-245.7	1.5	-6.3	10.9	14.4	3.0	44.5
10/22/2007 16:09	6.3	55.0	25.6	20.2	48.5	42.4	-245.7	1.5	-6.3	10.9	14.4	3.1	44.7
10/22/2007 16:19	6.3	55.1	25.4	20.1	48.6	51.7	-245.7	1.5	-6.3	9.7	14.3	3.1	44.6
10/22/2007 16:29	6.2	55.0	25.6	19.8	48.2	35.4	-245.7	1.5	-6.3	10.8	14.5	3.2	44.8
10/22/2007 16:39	6.2	55.1	25.5	19.9	48.9	29.3	-245.7	1.5	-6.3	10.8	14.6	3.2	44.7
10/22/2007 16:49	6.2	54.8	25.7	20.2	48.8	36.1	-245.7	1.5	-6.3	10.4	14.3	3.1	44.8
10/22/2007 16:59	6.2	54.9	25.9	19.9	49.0	51.3	-245.7	1.5	-6.3	10.9	14.2	3.2	44.7
10/22/2007 17:09	6.2	55.1	25.7	19.9	48.7	31.6	-244.2	1.5	-6.3	10.9	14.4	3.2	44.8
10/22/2007 17:19	6.2	55.2	25.6	20.0	48.8	23.9	-245.7	1.5	-6.3	10.7	14.4	3.2	44.9
10/22/2007 17:29	6.2	55.1	25.9	20.0	48.3	30.2	-245.7	1.5	-6.3	10.5	14.3	3.1	44.8
10/22/2007 17:39	6.2	55.1	25.6	19.7	48.8	39.8	-245.7	1.5	-6.3	10.7	14.3	3.1	44.7
10/22/2007 17:49	6.2	54.9	25.7	20.1	49.0	24.2	-245.7	1.5	-6.3	11.0	14.3	3.0	44.7
10/22/2007 17:59	6.2	54.9	25.9	19.8	48.7	30.8	-245.7	1.5	-6.3	10.8	14.4	3.1	44.8
10/22/2007 18:09	6.2	55.0	25.9	19.9	49.1	29.4	-245.7	1.5	-6.3	10.6	14.6	3.1	44.8
10/22/2007 18:19	6.2	55.2	25.9	20.1	48.6	40.8	-245.7	1.5	-6.3	10.8	14.4	3.1	45.1
10/22/2007 18:29	6.2	55.2	26.1	20.2	49.0	35.6	-245.7	1.5	-6.3	10.9	14.4	3.1	44.8
10/22/2007 18:39	6.2	55.1	26.0	20.0	49.2	33.9	-245.7	1.5	-6.3	10.7	14.2	3.1	45.0
10/22/2007 18:49	6.3	55.2	26.0	20.1	49.3	32.6	-245.7	1.5	-6.3	10.7	14.0	3.1	44.7
10/22/2007 18:59	6.3	55.1	26.0	20.0	49.2	37.8	-245.7	1.5	-6.3	10.5	14.2	3.1	44.9
10/22/2007 19:09	6.3	55.1	26.1	19.8	49.3	30.0	-245.7	1.5	-6.3	10.6	14.5	3.1	44.8
10/22/2007 19:19	6.3	55.0	26.2	20.0	48.7	3282.9	-247.2	1.5	-6.3	10.9	14.4	3.0	44.9
10/22/2007 19:29	6.3	55.2	26.1	20.1	49.2	27.6	-245.7	1.5	-6.3	10.8	14.5	3.0	44.9
10/22/2007 19:39	6.3	55.0	26.0	19.9	48.8	6.5	-245.7	0.0	-6.3	10.7	14.1	3.0	44.7
10/22/2007 19:49	6.3	54.9	26.0	19.9	49.1	21.9	-245.7	1.5	-6.3	10.6	14.5	3.0	44.8
10/22/2007 19:59	6.3	55.0	26.4	20.0	48.9	27.8	-247.2	1.5	-6.3	10.8	14.5	3.0	45.1
10/22/2007 20:09	6.3	55.0	26.4	20.1	49.7	29.2	-247.2	0.0	-6.3	10.6	14.1	3.0	44.9
10/22/2007 20:19	6.3	55.0	26.3	20.0	49.7	12.7	-247.2	1.5	-6.3	11.0	14.2	3.0	45.1
10/22/2007 20:29	6.3	55.0	26.6	20.0	48.7	13.2	4.6	1.5	-6.3	10.7	14.6	3.0	45.0
10/22/2007 20:39	6.3	55.1	26.1	19.8	48.7	1.7	-245.7	1.5	-6.3	10.4	14.3	2.9	44.9
10/22/2007 20:49	6.3	54.9	26.1	20.1	48.2	23.7	-245.7	1.5	-6.3	10.8	14.0	3.0	45.1
10/22/2007 20:59	6.3	54.9	26.2	19.9	48.6	10.0	-247.2	0.0	-6.3	10.6	14.5	2.9	44.7
10/22/2007 21:09	6.3	55.1	26.2	20.0	49.0	3.0	-247.2	0.0	-6.3	10.7	14.1	2.9	45.1
10/22/2007 21:19	6.3	55.1	26.6	19.6	49.3	11.1	-245.7	1.5	-6.3	10.8	14.6	2.9	45.0

DATE/TIME	AT-100V Prod. Water UF Inlet pH	LT-100V UF Feed Tank Level %	PT-100V UF Prefilter Inlet Pres. psig	PT-101V UF Prefilter Outlet Press. psig	PT-102V UF Unit Inlet Press. psig	TT-100V UF Unit Inlet Temp °F	AT-201V UF Unit pH Nano Stor	AT-200V Prod. Water Conductivity micromhos	FT-200V UF Unit Perm. Flow gpm	FT-201V UF Unit Conc. Flow gpm	FT-202V UF Unit Recycle Flow gpm	PT-200V UF Outlet Perm. Pres. psig	PT-201V UF Outlet Conc. Press psig
10/22/2007 21:29	6.3	54.8	26.6	20.0	49.1	6.0	-247.2	0.0	-6.3	10.8	14.1	2.9	45.0
10/22/2007 21:39	6.3	55.1	26.3	19.9	49.3	17.2	-247.2	0.0	-6.3	10.8	14.3	2.9	45.1
10/22/2007 21:49	6.3	54.9	26.5	19.9	49.4	19.5	-247.2	0.0	-6.3	10.6	14.7	2.9	45.0
10/22/2007 21:59	6.4	55.2	26.6	20.2	49.2	22.1	-245.7	0.0	-6.3	10.8	14.4	2.9	45.2
10/22/2007 22:09	6.4	55.0	26.7	19.8	49.0	3286.6	-247.2	0.0	-6.3	10.7	14.4	2.8	44.8
10/22/2007 22:19	6.4	55.0	26.5	20.2	49.1	3278.1	-248.7	0.0	-6.3	10.8	14.1	2.8	45.1
10/22/2007 22:29	6.4	54.9	26.7	20.3	49.4	3287.4	-247.2	0.0	-6.3	10.7	14.4	2.8	45.2
10/22/2007 22:39	6.4	54.9	26.7	20.0	49.1	3286.0	-247.2	0.0	-6.3	10.6	14.5	2.8	45.0
10/22/2007 22:49	6.4	54.9	26.7	20.0	49.2	16.3	-247.2	0.0	-6.3	10.9	14.2	2.7	44.9
10/22/2007 22:59	6.4	54.8	26.7	19.9	50.0	3283.1	-248.7	0.0	-6.3	10.7	14.3	2.8	45.1
10/22/2007 23:09	6.4	55.0	26.6	20.1	49.4	3278.0	-247.2	0.0	-6.3	10.7	14.1	2.8	45.1
10/22/2007 23:19	6.4	55.0	26.5	20.1	49.4	9.1	-247.2	0.0	-6.3	10.7	14.2	2.8	45.0
10/22/2007 23:29	6.4	54.9	26.6	19.9	48.7	0.4	-247.2	0.0	-6.3	10.5	14.0	2.8	45.0
10/22/2007 23:39	6.4	54.9	26.5	20.0	49.2	3285.1	-245.7	0.0	-6.3	11.0	14.0	2.8	45.0
10/22/2007 23:49	6.4	55.0	26.9	20.1	49.6	1.1	-247.2	0.0	-6.3	10.7	14.5	2.7	45.2
10/22/2007 23:59	6.4	55.1	26.7	20.1	49.7	2.2	-247.2	0.0	-6.3	10.6	14.2	2.7	45.3
10/23/2007 0:09	6.4	54.9	26.7	19.9	49.3	3280.7	-247.2	0.0	-6.3	10.8	14.2	2.7	45.0
10/23/2007 0:19	6.4	55.1	26.9	19.9	49.5	3289.8	-247.2	0.0	-6.3	10.5	14.5	2.7	45.0
10/23/2007 0:29	6.4	55.1	27.1	20.0	49.0	3303.6	-247.2	0.0	-6.3	10.6	14.1	2.7	45.0
10/23/2007 0:39	6.5	55.1	26.9	20.0	49.4	1.3	3.1	0.0	-6.3	10.8	14.4	2.7	45.2
10/23/2007 0:49	6.4	55.0	26.8	19.9	48.2	3299.8	-247.2	0.0	-6.3	10.7	14.2	2.6	44.9
10/23/2007 0:59	6.4	54.8	27.0	19.9	49.4	3299.1	-247.2	0.0	-6.3	10.4	14.1	2.7	44.9
10/23/2007 1:09	6.4	55.0	26.6	20.1	49.0	3297.6	-247.2	0.0	-6.3	10.7	14.3	2.6	44.9
10/23/2007 1:19	6.5	54.8	27.3	20.3	49.7	3295.7	-248.7	0.0	-6.3	10.8	14.5	2.7	45.0
10/23/2007 1:29	6.6	54.9	27.0	20.2	49.3	3279.0	-248.7	0.0	-6.3	10.5	14.1	2.6	45.2
10/23/2007 1:39	6.7	54.9	27.0	20.1	48.9	3300.3	-247.2	0.0	-6.3	10.7	14.2	2.5	44.9
10/23/2007 1:49	6.7	55.0	27.0	19.8	49.1	11.3	-247.2	0.0	-6.3	10.7	14.5	2.4	45.2
10/23/2007 1:59	6.6	55.1	26.9	20.1	49.7	3286.0	-247.2	0.0	-6.3	10.8	14.2	2.4	45.2
10/23/2007 2:09	6.6	55.0	27.0	19.8	49.4	6.9	-248.7	0.0	-6.3	10.7	14.5	2.4	44.9
10/23/2007 2:19	6.5	54.8	26.9	19.8	49.7	3299.1	-247.2	0.0	-6.3	10.6	14.6	2.5	45.3
10/23/2007 2:29	6.5	55.0	27.1	20.1	49.0	11.3	-248.7	-1.5	-6.3	10.5	14.3	2.5	45.2
10/23/2007 2:39	6.5	55.0	27.1	20.1	49.3	15.2	-247.2	0.0	-6.3	10.9	14.3	2.5	45.0
10/23/2007 2:49	6.5	55.1	27.3	20.0	49.4	1.9	-247.2	0.0	-6.3	10.9	14.3	2.5	45.1
10/23/2007 2:59	6.5	55.2	27.1	20.0	49.1	3295.8	-248.7	0.0	-6.3	10.7	14.5	2.6	44.9
10/23/2007 3:09	6.4	54.9	27.1	20.1	49.3	3287.5	-247.2	0.0	-6.3	10.9	14.4	2.5	44.9
10/23/2007 3:19	6.4	54.9	27.4	20.0	49.7	3289.7	-247.2	0.0	-6.3	10.6	14.5	2.6	45.2
10/23/2007 3:29	6.4	55.0	27.1	19.9	49.7	3277.2	-247.2	0.0	-6.3	10.4	14.2	2.6	45.2
10/23/2007 3:39	6.4	54.8	27.0	20.1	49.9	3314.3	-247.2	0.0	-6.3	11.0	14.1	2.6	45.3
10/23/2007 3:49	6.4	55.0	27.3	20.3	49.0	3318.2	-247.2	-1.5	-6.3	10.8	14.3	2.6	45.0
10/23/2007 3:59	6.4	55.0	27.2	19.8	48.7	3.2	-247.2	0.0	-6.3	10.8	14.0	2.5	44.8
10/23/2007 4:09	6.4	55.0	27.1	20.0	49.5	3291.2	-247.2	-1.5	-6.3	10.7	14.4	2.5	45.2
10/23/2007 4:19	6.4	55.0	27.3	20.0	49.3	1.7	-247.2	0.0	-6.3	11.0	14.5	2.6	45.3
10/23/2007 4:29	6.4	55.0	27.5	20.2	49.1	3285.2	-247.2	0.0	-6.3	10.9	14.2	2.5	45.0
10/23/2007 4:39	6.5	55.1	27.5	19.9	49.5	3277.7	-247.2	0.0	-6.3	10.7	14.4	2.5	45.1
10/23/2007 4:49	6.5	55.0	27.4	19.9	49.3	3285.7	-248.7	0.0	-6.3	10.6	14.4	2.6	45.2
10/23/2007 4:59	6.4	55.1	27.3	20.0	49.2	3300.1	-247.2	0.0	-6.3	10.9	14.3	2.5	45.1
10/23/2007 5:09	6.4	55.2	27.7	19.8	49.2	3301.1	-247.2	0.0	-6.3	10.6	14.5	2.5	45.0
10/23/2007 5:19	6.4	55.0	27.3	20.0	49.0	8.2	-247.2	-1.5	-6.3	10.5	14.5	2.5	45.0
10/23/2007 5:29	6.4	55.0	27.6	20.1	49.9	0.5	-247.2	0.0	-6.3	10.8	14.3	2.5	45.1
10/23/2007 5:39	6.4	55.1	27.5	19.9	49.2	3284.9	-248.7	-1.5	-6.3	11.0	14.5	2.5	45.1
10/23/2007 5:49	6.4	55.0	27.6	20.1	50.0	1.7	-247.2	0.0	-6.3	10.8	14.4	2.5	45.3
10/23/2007 5:59	6.4	55.0	27.5	19.9	49.1	3299.2	-248.7	-1.5	-6.3	10.7	14.3	2.5	45.1
10/23/2007 6:09	6.4	55.1	27.3	20.2	50.0	4.7	-247.2	0.0	-6.3	10.7	14.2	2.5	45.3
10/23/2007 6:19	6.4	55.1	27.6	20.1	49.9	3281.2	-248.7	0.0	-6.3	10.9	14.5	2.4	45.3
10/23/2007 6:29	6.4	55.0	27.9	19.9	49.4	3307.1	-247.2	0.0	-6.3	10.7	14.2	2.5	45.0
10/23/2007 6:39	6.6	55.0	27.6	19.8	49.8	3305.8	-247.2	0.0	-6.3	10.7	14.2	2.5	45.3

DATE/TIME	AT-100V Prod. Water UF Inlet pH	LT-100V UF Feed Tank Level %	PT-100V UF Prefilter Inlet Pres. psig	PT-101V UF Prefilter Outlet Press. psig	PT-102V UF Unit Inlet Press. psig	TT-100V UF Unit Inlet Temp °F	AT-201V UF Unit pH Nano Stor	AT-200V Prod. Water Conductivity micromhos	FT-200V UF Unit Perm. Flow gpm	FT-201V UF Unit Conc. Flow gpm	FT-202V UF Unit Recycle Flow gpm	PT-200V UF Outlet Perm. Pres. psig	PT-201V UF Outlet Conc. Press psig
10/23/2007 6:49	6.8	55.1	27.7	20.1	49.5	3279.5	-247.2	0.0	-6.3	10.6	14.2	2.3	45.0
10/23/2007 6:59	6.7	55.1	27.7	19.8	49.6	3311.8	-247.2	0.0	-6.3	10.5	14.6	2.3	45.1
10/23/2007 7:09	6.8	55.0	27.6	20.1	50.0	3304.7	-247.2	0.0	-6.3	10.9	14.5	2.2	45.0
10/23/2007 7:19	6.8	55.2	27.8	19.8	50.0	4.8	-247.2	-1.5	-6.3	10.8	14.4	2.3	45.0
10/23/2007 7:29	6.6	55.1	27.6	19.8	49.1	3285.5	-248.7	0.0	-6.3	10.5	14.2	2.3	45.4
10/23/2007 7:39	6.6	55.1	27.7	19.8	49.1	3286.3	-247.2	0.0	-6.3	10.7	14.2	2.2	45.1
10/23/2007 7:49	6.5	55.0	28.0	20.0	49.1	3289.5	-247.2	0.0	-6.3	10.9	14.3	2.3	45.1
10/23/2007 7:59	6.5	55.0	27.7	19.9	49.6	3284.6	-247.2	0.0	-6.3	10.7	14.3	2.3	45.1
10/23/2007 8:09	6.5	55.0	27.8	20.2	49.5	3281.8	-247.2	0.0	-6.3	10.7	14.5	2.3	45.2
10/23/2007 8:19	6.4	54.9	27.9	20.0	49.7	3284.9	-248.7	0.0	-6.3	10.6	14.4	2.3	45.1
10/23/2007 8:29	6.4	55.0	28.1	19.8	49.2	8.4	-247.2	-1.5	-6.3	10.6	14.5	2.4	45.2
10/23/2007 8:39	6.4	54.9	27.9	20.1	49.8	3289.1	-248.7	0.0	-6.3	10.6	14.6	2.4	45.2
10/23/2007 8:49	6.4	55.0	27.7	19.9	49.2	18.2	-247.2	0.0	-6.3	10.8	14.5	2.4	45.0
10/23/2007 8:59	6.4	55.0	27.9	20.0	48.8	8.7	-247.2	0.0	-6.3	10.8	14.0	2.4	44.8
10/23/2007 9:09	6.4	55.1	28.1	20.3	49.6	12.6	-247.2	0.0	-6.3	10.8	14.3	2.4	44.9
10/23/2007 9:19	6.4	55.0	27.9	20.1	49.6	17.1	-247.2	0.0	-6.3	10.6	14.5	2.5	45.1
10/23/2007 9:29	6.4	55.0	28.0	20.0	49.4	9.6	3.1	0.0	-6.3	11.0	14.7	2.5	45.0
10/23/2007 9:39	6.3	55.0	27.7	19.9	49.3	24.4	-247.2	0.0	-6.3	10.7	14.2	2.4	44.9
10/23/2007 9:49	6.4	55.0	28.0	19.7	49.1	17.5	-245.7	0.0	-6.3	10.4	14.4	2.4	45.1
10/23/2007 9:59	6.3	55.0	27.9	20.1	49.4	29.8	-245.7	1.5	-6.3	10.8	14.6	2.5	45.1
10/23/2007 10:09	6.3	55.1	27.7	20.3	49.6	21.1	-247.2	1.5	-6.3	10.6	14.5	2.5	44.9
10/23/2007 10:19	6.3	55.0	28.1	20.4	49.8	22.0	-245.7	0.0	-6.3	10.4	14.4	2.5	45.0
10/23/2007 10:29	6.3	55.0	27.9	19.7	48.8	22.6	-247.2	1.5	-6.3	10.8	14.1	2.5	44.8
10/23/2007 10:39	6.3	55.0	27.8	19.9	49.3	21.9	-245.7	0.0	-6.3	10.7	14.2	2.5	45.1
10/23/2007 10:49	6.3	55.0	28.4	20.3	49.5	23.7	-245.7	0.0	-6.3	10.8	14.4	2.6	45.3
10/23/2007 10:59	6.2	54.9	28.1	20.2	48.7	49.3	3.1	1.5	-6.3	10.8	14.7	2.5	45.0
10/23/2007 11:09	6.2	54.9	27.9	19.9	49.7	41.3	-245.7	0.0	-6.3	10.6	14.0	2.6	45.2
10/23/2007 11:19	6.2	55.0	28.1	20.3	49.0	45.0	-245.7	1.5	-6.3	10.7	14.3	2.6	45.0
10/23/2007 11:29	6.2	55.1	28.0	20.2	49.2	36.2	-245.7	3.1	-6.3	10.6	14.1	2.6	44.9
10/23/2007 11:39	6.2	55.1	28.0	20.4	49.6	29.7	-247.2	0.0	-6.3	10.7	14.2	2.6	45.2
10/23/2007 11:49	6.2	55.0	28.0	19.7	48.8	42.0	-245.7	1.5	-6.3	10.7	14.6	2.6	44.9
10/23/2007 11:59	6.2	55.0	28.1	19.7	49.4	41.5	-245.7	0.0	-6.3	11.1	14.5	2.6	45.2
10/23/2007 12:09	6.2	55.0	28.3	19.9	49.7	50.2	-245.7	1.5	-6.3	10.7	14.2	2.6	44.8
10/23/2007 12:19	6.1	55.1	28.1	20.3	49.8	57.0	-247.2	1.5	-6.3	10.5	14.4	2.6	45.1
10/23/2007 12:29	6.1	55.0	28.5	19.9	49.0	48.6	-245.7	1.5	-6.3	10.6	14.2	2.7	45.3
10/23/2007 12:39	6.1	55.0	28.7	20.2	50.0	47.4	-245.7	1.5	-6.3	10.6	14.2	2.7	45.2
10/23/2007 12:49	6.1	54.9	28.6	20.3	48.7	60.9	-245.7	1.5	-6.3	11.0	14.0	2.6	45.2
10/23/2007 12:59	6.1	55.2	28.5	19.7	49.6	48.2	-245.7	1.5	-6.3	10.7	14.4	2.7	45.3
10/23/2007 13:09	6.1	54.9	28.4	19.6	49.5	47.1	-245.7	1.5	-6.3	10.8	14.7	2.6	45.2
10/23/2007 13:19	6.1	54.9	28.9	19.7	48.9	46.0	-245.7	1.5	-6.3	10.9	14.4	2.6	45.0
10/23/2007 13:29	6.0	55.0	28.7	20.3	49.9	55.7	-245.7	1.5	-6.3	10.8	14.4	2.6	45.5
10/23/2007 13:39	6.0	55.0	28.6	20.1	49.8	63.6	-244.2	1.5	-6.3	10.7	14.3	2.6	45.2
10/23/2007 13:49	6.0	55.1	29.1	20.4	50.3	52.4	-244.2	1.5	-6.3	10.6	14.3	2.6	45.4
10/23/2007 13:59	6.0	55.0	28.6	19.9	48.8	48.3	-245.7	1.5	-6.3	10.8	14.3	2.6	45.4
10/23/2007 14:09	6.0	55.0	28.9	20.2	50.2	60.7	-245.7	1.5	-6.3	10.7	14.5	2.6	45.6
10/23/2007 14:19	6.0	54.9	28.7	20.3	49.5	49.4	-245.7	1.5	-6.3	10.6	14.1	2.6	45.3
10/23/2007 14:29	6.0	55.0	28.8	20.6	49.5	73.2	-245.7	1.5	-6.3	10.8	14.7	2.7	45.4
10/23/2007 14:39	6.0	54.8	28.7	20.4	49.9	48.8	-244.2	3.1	-6.3	10.7	14.3	2.6	45.4
10/23/2007 14:49	6.0	54.8	28.7	20.2	50.3	51.4	-245.7	1.5	-6.3	10.7	14.8	2.7	45.3
10/23/2007 14:59	6.0	55.0	28.7	19.7	49.9	54.8	-244.2	1.5	-6.3	10.9	14.5	2.7	45.4
10/23/2007 15:09	6.0	55.1	28.9	20.1	49.2	64.8	-245.7	3.1	-6.3	10.8	14.6	2.6	45.2
10/23/2007 15:19	6.0	55.0	28.9	19.7	49.9	55.6	-244.2	1.5	-6.3	10.5	14.4	2.7	45.5
10/23/2007 15:29	6.0	55.0	29.1	20.1	49.6	65.7	-245.7	1.5	-6.3	10.9	14.7	2.7	45.3
10/23/2007 15:39	6.0	55.1	28.1	19.7	49.9	62.3	-244.2	3.1	-6.3	10.8	14.2	2.7	45.3
10/23/2007 15:49	6.0	54.7	28.4	20.1	50.2	65.0	-245.7	1.5	-6.3	11.0	14.6	2.7	45.2
10/23/2007 15:59	6.0	55.0	28.8	19.7	50.4	73.2	-244.2	3.1	-6.3	11.0	14.3	2.7	45.5

DATE/TIME	AT-100V Prod. Water UF Inlet pH	LT-100V UF Feed Tank Level %	PT-100V UF Prefilter Inlet Pres. psig	PT-101V UF Prefilter Outlet Press. psig	PT-102V UF Unit Inlet Press. psig	TT-100V UF Unit Inlet Temp °F	AT-201V UF Unit pH Nano Stor	AT-200V Prod. Water Conductivity micromhos	FT-200V UF Unit Perm. Flow gpm	FT-201V UF Unit Conc. Flow gpm	FT-202V UF Unit Recycle Flow gpm	PT-200V UF Outlet Perm. Pres. psig	PT-201V UF Outlet Conc. Press psig
10/23/2007 16:09	6.1	55.0	28.4	19.8	49.1	68.0	-244.2	1.5	-6.3	10.9	14.4	2.7	45.2
10/23/2007 16:19	6.1	54.9	28.7	19.9	49.4	56.2	-245.7	1.5	-6.3	10.9	14.4	2.7	45.4
10/23/2007 16:29	6.1	54.9	28.8	19.7	49.9	75.1	-244.2	3.1	-6.3	10.9	14.5	2.7	45.3
10/23/2007 16:39	6.0	55.1	28.9	19.9	49.7	63.8	-244.2	3.1	-6.3	10.8	14.5	2.7	45.3
10/23/2007 16:49	6.1	54.8	29.2	19.7	50.1	58.5	-244.2	1.5	-6.3	11.0	14.6	2.7	45.6
10/23/2007 16:59	6.1	54.9	28.8	19.8	50.5	56.6	-244.2	3.1	-6.3	10.6	14.3	2.7	45.3
10/23/2007 17:09	6.1	54.9	28.8	19.8	49.3	83.7	-244.2	3.1	-6.3	10.7	14.5	2.7	45.1
10/23/2007 17:19	6.1	54.9	29.1	19.6	49.6	60.1	-244.2	3.1	-6.3	11.0	14.7	2.7	45.2
10/23/2007 17:29	6.1	55.0	28.9	20.1	49.7	59.3	-245.7	1.5	-6.3	10.8	14.4	2.7	45.3
10/23/2007 17:39	6.1	55.0	28.9	20.2	49.7	64.3	-244.2	3.1	-6.3	11.0	14.3	2.8	45.2
10/23/2007 17:49	6.1	55.1	29.1	20.0	49.3	59.6	-244.2	3.1	-6.3	10.9	14.5	2.7	45.4
10/23/2007 17:59	6.1	54.9	29.0	20.2	49.9	60.0	-245.7	3.1	-6.3	10.7	14.3	2.7	45.5
10/23/2007 18:09	6.1	55.0	29.3	20.1	50.4	65.0	-245.7	1.5	-6.3	10.7	14.6	2.7	45.5
10/23/2007 18:19	6.1	54.9	29.3	19.8	49.7	60.0	-245.7	1.5	-6.3	10.9	14.7	2.7	45.1
10/23/2007 18:29	6.1	55.0	29.0	19.7	49.3	74.1	-245.7	3.1	-6.3	10.7	14.4	2.7	45.2
10/23/2007 18:39	6.2	55.1	29.5	20.2	49.2	63.9	-242.6	3.1	-6.3	10.8	14.6	2.7	45.3
10/23/2007 18:49	6.2	54.9	28.9	20.3	49.8	56.9	-245.7	1.5	-6.3	10.9	14.6	2.7	45.2
10/23/2007 18:59	6.2	55.0	29.5	20.1	49.2	32.6	6.1	3.1	-6.3	10.8	14.4	2.7	45.1
10/23/2007 19:09	6.2	55.0	29.0	20.1	49.5	61.2	-244.2	3.1	-6.3	10.7	14.8	2.6	45.2
10/23/2007 19:19	6.2	55.0	29.4	20.0	49.7	46.9	-245.7	3.1	-6.3	10.6	14.3	2.7	45.3
10/23/2007 19:29	6.2	55.0	29.3	19.7	49.4	43.7	-245.7	3.1	-6.3	10.8	14.4	2.7	45.3
10/23/2007 19:39	6.2	54.9	29.7	20.4	49.8	44.0	-245.7	3.1	-6.3	9.9	14.4	2.7	45.3
10/23/2007 19:49	6.2	55.1	29.4	19.9	49.6	22.2	-244.2	3.1	-6.3	10.6	14.6	2.6	45.3
10/23/2007 19:59	6.2	55.1	29.8	20.1	49.8	43.6	-245.7	1.5	-6.3	10.5	14.4	2.6	45.4
10/23/2007 20:09	6.2	55.2	29.8	20.3	49.3	47.9	-245.7	1.5	-6.3	10.7	14.3	2.7	45.6
10/23/2007 20:19	6.2	55.2	29.5	20.1	50.0	39.6	-245.7	1.5	-6.3	10.7	14.3	2.6	45.5
10/23/2007 20:29	6.2	55.1	29.6	19.9	49.0	38.0	-245.7	1.5	-6.3	10.6	14.0	2.6	45.3
10/23/2007 20:39	6.2	55.2	29.4	19.9	49.2	32.0	-247.2	1.5	-6.3	10.9	14.1	2.6	45.2
10/23/2007 20:49	6.2	55.1	29.7	20.0	49.7	32.5	-245.7	3.1	-6.3	10.7	14.7	2.6	45.3
10/23/2007 20:59	6.2	54.9	30.1	20.1	49.4	37.9	-245.7	1.5	-6.3	10.7	14.5	2.6	45.1
10/23/2007 21:09	6.2	55.1	29.7	19.8	49.3	26.0	-245.7	1.5	-6.3	10.5	14.6	2.6	45.5
10/23/2007 21:19	6.2	54.9	29.8	19.9	49.5	19.9	-245.7	1.5	-6.3	10.9	14.4	2.6	45.4
10/23/2007 21:29	6.2	55.2	29.9	20.1	50.1	23.7	-247.2	1.5	-6.3	10.8	14.6	2.6	45.5
10/23/2007 21:39	6.2	55.0	30.2	20.1	50.2	38.4	-245.7	1.5	-6.3	10.5	14.7	2.6	45.6
10/23/2007 21:49	6.2	55.0	29.6	19.8	49.7	44.5	-245.7	1.5	-6.3	10.4	14.2	2.6	45.5
10/23/2007 21:59	6.2	55.0	29.9	20.0	49.0	31.4	-245.7	1.5	-6.3	10.8	14.6	2.6	45.4
10/23/2007 22:09	6.2	54.9	30.1	20.2	49.4	35.1	-247.2	1.5	-6.3	10.5	14.5	2.6	45.4
10/23/2007 22:19	6.2	54.9	30.2	20.0	49.7	31.4	-245.7	0.0	-6.3	10.8	14.7	2.7	45.6
10/23/2007 22:29	6.2	55.0	29.4	19.9	50.1	31.0	-245.7	1.5	-6.3	10.5	14.4	2.6	45.4
10/23/2007 22:39	6.2	54.9	29.6	20.0	49.5	19.2	-247.2	1.5	-6.3	10.7	14.3	2.6	45.5
10/23/2007 22:50	6.2	55.0	30.0	20.2	49.9	26.9	-245.7	1.5	-6.3	10.6	14.4	2.6	45.4
10/23/2007 23:00	6.2	55.0	30.0	20.2	49.8	44.5	-245.7	1.5	-6.3	10.4	14.3	2.5	45.5
10/23/2007 23:10	6.3	55.0	29.8	19.7	49.9	24.6	-245.7	1.5	-6.3	10.6	14.5	2.6	45.3
10/23/2007 23:20	6.3	55.1	30.0	19.9	49.9	32.9	-245.7	1.5	-6.3	10.7	14.3	2.6	45.6
10/23/2007 23:30	6.3	55.1	30.2	20.1	49.9	26.1	-245.7	1.5	-6.3	10.7	14.4	2.5	45.4
10/23/2007 23:40	6.3	54.9	30.1	20.0	50.0	42.4	-245.7	1.5	-6.3	10.8	14.5	2.5	45.6
10/23/2007 23:50	6.3	55.0	30.1	20.1	49.7	17.3	-245.7	1.5	-6.3	10.8	14.4	2.6	45.6
10/24/2007 0:00	6.3	55.0	30.3	20.0	49.9	38.6	-245.7	1.5	-6.3	10.6	14.3	2.5	45.6
10/24/2007 0:10	6.3	54.8	29.8	19.8	50.1	33.1	-245.7	1.5	-6.3	10.8	14.2	2.5	45.4
10/24/2007 0:20	6.3	55.1	30.2	20.1	49.6	45.9	-245.7	1.5	-6.3	10.6	14.7	2.5	45.4
10/24/2007 0:30	6.3	55.0	29.9	19.9	49.6	19.3	-245.7	1.5	-6.3	10.8	14.4	2.5	45.4
10/24/2007 0:40	6.5	54.9	30.1	20.2	50.1	26.7	-245.7	1.5	-6.3	10.9	14.2	2.5	45.4
10/24/2007 0:50	6.4	55.0	30.5	19.9	50.3	20.6	-245.7	0.0	-6.3	10.7	14.3	2.4	45.5
10/24/2007 1:00	6.4	55.0	30.3	20.1	49.2	56.7	-247.2	1.5	-6.3	10.8	14.6	2.3	45.3
10/24/2007 1:10	6.3	54.9	30.3	20.1	49.7	46.5	-245.7	1.5	-6.3	10.6	14.3	2.4	45.3
10/24/2007 1:20	6.3	55.0	30.0	20.0	49.3	41.4	-245.7	1.5	-6.3	10.7	14.4	2.4	45.2

DATE/TIME	AT-100V Prod. Water UF Inlet pH	LT-100V UF Feed Tank Level %	PT-100V UF Prefilter Inlet Pres. psig	PT-101V UF Prefilter Outlet Press. psig	PT-102V UF Unit Inlet Press. psig	TT-100V UF Unit Inlet Temp °F	AT-201V UF Unit pH Nano Stor	AT-200V Prod. Water Conductivity micromhos	FT-200V UF Unit Perm. Flow gpm	FT-201V UF Unit Conc. Flow gpm	FT-202V UF Unit Recycle Flow gpm	PT-200V UF Outlet Perm. Pres. psig	PT-201V UF Outlet Conc. Press psig
10/24/2007 1:30	6.3	55.2	30.6	20.0	49.5	37.4	-247.2	1.5	-6.3	10.5	14.6	2.4	45.4
10/24/2007 1:40	6.3	55.0	30.5	19.6	49.5	37.3	-247.2	1.5	-6.3	10.8	14.2	2.5	45.6
10/24/2007 1:50	6.3	55.0	30.4	19.9	49.9	48.3	-247.2	1.5	-6.3	10.6	14.2	2.5	45.6
10/24/2007 2:00	6.3	54.9	30.4	20.0	49.2	42.2	-245.7	1.5	-6.3	10.7	14.4	2.4	45.2
10/24/2007 2:10	6.3	54.8	30.4	20.1	49.5	42.1	-245.7	1.5	-6.3	10.8	14.3	2.4	45.3
10/24/2007 2:20	6.3	55.0	30.6	20.1	49.8	32.5	-245.7	1.5	-6.3	10.4	14.7	2.5	45.5
10/24/2007 2:30	6.3	55.1	30.7	20.0	49.6	10.5	-245.7	1.5	-6.3	10.5	14.4	2.5	45.4
10/24/2007 2:40	6.3	55.1	30.6	20.2	49.9	19.3	-245.7	1.5	-6.3	10.7	14.2	2.5	45.5
10/24/2007 2:50	6.3	55.0	30.5	20.0	49.7	31.8	-245.7	1.5	-6.3	10.5	14.5	2.5	45.2
10/24/2007 3:00	6.3	55.0	30.5	19.9	50.0	31.6	-245.7	1.5	-6.3	10.7	14.5	2.4	45.3
10/24/2007 3:10	6.3	55.0	30.3	20.0	50.0	19.9	-247.2	0.0	-6.3	10.7	14.4	2.4	45.5
10/24/2007 3:20	6.3	55.1	30.5	19.9	49.6	28.2	-245.7	1.5	-6.3	10.9	13.9	2.4	45.5
10/24/2007 3:30	6.3	55.0	30.6	20.1	50.2	39.2	-247.2	1.5	-6.3	10.6	14.7	2.4	45.7
10/24/2007 3:40	6.3	55.0	30.7	20.2	49.6	19.0	-245.7	1.5	-6.3	10.6	14.6	2.4	45.7
10/24/2007 3:50	6.3	55.1	30.5	20.0	49.7	38.8	-245.7	1.5	-6.3	10.8	14.4	2.4	45.5
10/24/2007 4:00	6.3	54.8	31.0	19.9	49.1	20.3	-247.2	1.5	-6.3	10.9	14.5	2.4	45.4
10/24/2007 4:10	6.3	55.0	30.7	20.0	49.4	14.2	-245.7	1.5	-6.3	10.5	14.7	2.4	45.4
10/24/2007 4:20	6.3	55.2	30.6	19.8	50.5	49.7	-247.2	1.5	-6.3	10.6	14.5	2.4	45.7
10/24/2007 4:30	6.3	55.1	30.7	20.1	49.7	21.6	-245.7	0.0	-6.3	10.7	14.5	2.4	45.4
10/24/2007 4:40	6.3	55.3	30.8	20.0	50.2	39.0	-245.7	1.5	-6.3	10.8	14.8	2.4	45.6
10/24/2007 4:50	6.3	55.1	30.6	19.9	49.8	43.3	-245.7	1.5	-6.3	10.8	14.8	2.4	45.7
10/24/2007 5:00	6.3	55.0	30.6	19.9	50.2	14.9	-245.7	1.5	-6.3	10.6	14.4	2.4	45.7
10/24/2007 5:10	6.3	54.9	30.8	20.0	49.5	20.7	-247.2	0.0	-6.3	10.7	14.6	2.4	45.6
10/24/2007 5:20	6.3	55.2	31.0	20.0	49.7	12.6	-245.7	1.5	-6.3	10.7	14.5	2.4	45.8
10/24/2007 5:30	6.3	55.1	30.9	20.2	50.3	25.3	-247.2	1.5	-6.3	10.5	14.7	2.3	45.6
10/24/2007 5:40	6.3	55.1	30.8	19.9	49.7	26.5	-247.2	1.5	-6.3	10.6	14.3	2.4	45.5
10/24/2007 5:50	6.3	55.1	31.0	19.8	49.9	12.0	-245.7	0.0	-6.3	10.3	14.4	2.4	45.6
10/24/2007 6:00	6.3	54.9	30.9	20.1	49.7	6.9	-247.2	0.0	-6.3	10.7	14.8	2.3	45.7
10/24/2007 6:10	6.3	55.1	30.8	20.2	49.2	29.0	-245.7	0.0	-6.3	10.5	14.5	2.4	45.6
10/24/2007 6:20	6.3	55.0	30.7	19.9	49.9	3.7	-247.2	1.5	-6.3	10.6	14.7	2.4	45.5
10/24/2007 6:30	6.3	54.9	31.1	20.2	49.6	9.4	-247.2	0.0	-6.3	11.0	14.7	2.4	45.6
10/24/2007 6:40	6.3	54.9	31.0	20.0	49.7	19.7	-247.2	0.0	-6.3	10.4	14.6	2.3	45.5
10/24/2007 6:50	6.3	54.9	30.9	20.0	50.3	17.5	-247.2	0.0	-6.3	10.7	14.3	2.4	45.6
10/24/2007 7:00	6.3	55.0	31.2	20.0	49.8	9.4	-245.7	1.5	-6.3	10.5	14.4	2.3	45.8
10/24/2007 7:10	6.3	54.8	30.9	20.0	50.3	8.2	-247.2	0.0	-6.3	10.8	14.5	2.3	45.6
10/24/2007 7:20	6.3	55.0	30.9	20.0	50.3	15.3	-245.7	1.5	-6.3	10.6	14.7	2.3	45.7
10/24/2007 7:30	6.3	54.9	31.2	20.1	49.2	18.3	-247.2	0.0	-6.3	10.5	14.3	2.3	45.5
10/24/2007 7:40	6.3	54.9	31.1	19.8	49.9	3.4	-245.7	0.0	-6.3	10.5	14.5	2.3	45.8
10/24/2007 7:50	6.3	55.2	1.5	0.9	0.5	21.4	-245.7	1.5	-6.3	0.0	0.0	0.4	0.4
10/24/2007 8:00	6.3	55.3	1.2	0.6	0.2	19.7	-247.2	0.0	-6.3	0.0	0.0	0.0	0.1
10/24/2007 8:10	6.3	55.2	0.9	0.3	-0.1	31.1	-247.2	1.5	-6.3	0.0	0.0	-0.2	-0.2
10/24/2007 8:20	6.3	55.3	0.8	0.3	-0.1	24.4	-247.2	1.5	-6.3	0.0	0.0	-0.4	-0.3
10/24/2007 8:30	6.4	55.2	0.8	0.3	-0.2	38.4	-247.2	1.5	-6.3	0.0	0.0	-0.4	-0.3
10/24/2007 8:40	6.4	55.2	0.8	0.3	-0.2	36.1	-245.7	0.0	-6.3	0.0	0.0	-0.4	-0.3
10/24/2007 8:51	6.4	55.2	0.8	0.3	-0.2	37.2	-247.2	-1.5	-6.3	0.0	0.0	-0.4	-0.3
10/24/2007 9:01	6.4	55.0	0.9	0.3	-0.2	46.4	-247.2	0.0	-6.3	0.0	0.0	-0.4	-0.3
10/24/2007 9:11	6.4	55.0	0.9	0.3	-0.2	50.6	-247.2	1.5	-6.3	0.0	0.0	-0.5	-0.3
10/24/2007 9:21	6.4	55.0	0.9	0.3	-0.1	59.0	-247.2	1.5	-6.3	0.0	0.0	-0.4	-0.3
10/24/2007 9:31	6.4	54.9	0.9	0.3	-0.2	54.2	-245.7	1.5	-6.3	0.0	0.0	-0.4	-0.3
10/24/2007 9:41	6.4	54.8	0.9	0.3	-0.2	59.8	-245.7	1.5	-6.3	0.0	0.0	-0.5	-0.3
10/24/2007 9:51	6.4	54.9	0.9	0.3	-0.2	63.3	-247.2	0.0	-6.3	0.0	0.0	-0.5	-0.3
10/24/2007 10:01	6.4	54.8	0.9	0.3	-0.1	67.6	-245.7	0.0	-6.3	0.0	0.0	-0.5	-0.3
10/24/2007 10:11	6.4	54.8	0.9	0.3	-0.2	61.8	-247.2	1.5	-6.3	0.0	0.0	-0.5	-0.3
10/24/2007 10:21	6.4	54.7	0.9	0.3	-0.1	65.4	-245.7	1.5	-6.3	0.0	0.0	-0.5	-0.3
10/24/2007 10:31	6.4	54.7	0.9	0.3	-0.2	71.6	-245.7	1.5	-6.3	0.0	0.0	-0.5	-0.3
10/24/2007 10:41	6.4	54.6	0.9	0.3	-0.2	60.9	-245.7	1.5	-6.3	0.0	0.0	-0.5	-0.3

DATE/TIME	AT-100V Prod. Water UF Inlet pH	LT-100V UF Feed Tank Level %	PT-100V UF Prefilter Inlet Pres. psig	PT-101V UF Prefilter Outlet Press. psig	PT-102V UF Unit Inlet Press. psig	TT-100V UF Unit Inlet Temp °F	AT-201V UF Unit pH Nano Stor	AT-200V Prod. Water Conductivity micromhos	FT-200V UF Unit Perm. Flow gpm	FT-201V UF Unit Conc. Flow gpm	FT-202V UF Unit Recycle Flow gpm	PT-200V UF Outlet Perm. Pres. psig	PT-201V UF Outlet Conc. Press psig
10/24/2007 10:51	6.4	54.5	0.9	0.3	-0.1	66.5	-245.7	1.5	-6.3	0.0	0.0	-0.5	-0.3
10/24/2007 11:01	6.4	54.5	0.9	0.3	-0.2	60.6	-245.7	1.5	-6.3	0.0	0.0	-0.5	-0.3
10/24/2007 11:11	6.4	54.5	0.9	0.3	-0.1	72.8	-245.7	1.5	-6.3	0.0	0.0	-0.5	-0.2
10/24/2007 11:21	6.4	54.5	0.9	0.3	-0.2	69.7	-245.7	1.5	-6.3	0.0	0.0	-0.5	-0.2
10/24/2007 11:31	6.4	54.5	0.9	0.3	-0.2	71.6	-245.7	1.5	-6.3	0.0	0.0	-0.5	-0.3
10/24/2007 11:41	6.4	54.4	0.9	0.3	-0.2	74.9	-245.7	1.5	-6.3	0.0	0.0	-0.5	-0.3
10/24/2007 11:51	6.4	54.5	0.9	0.3	-0.2	75.6	-245.7	1.5	-6.3	0.0	0.0	-0.5	-0.2
10/24/2007 12:01	6.4	54.3	0.9	0.3	-0.2	79.8	-245.7	1.5	-6.3	0.0	0.0	-0.5	-0.2
10/24/2007 12:11	6.4	54.4	0.9	0.3	-0.2	74.5	-245.7	1.5	-6.3	0.0	0.0	-0.5	-0.2
10/24/2007 12:21	6.3	54.3	0.9	0.3	-0.1	74.8	-245.7	1.5	-6.3	0.0	0.0	-0.5	-0.2
10/24/2007 12:31	6.3	54.2	0.9	0.3	-0.2	73.0	4.6	0.0	-6.3	0.0	0.0	-0.5	-0.2
10/24/2007 12:41	6.3	54.2	0.9	0.3	-0.2	79.3	-245.7	1.5	-6.3	0.0	0.0	-0.5	-0.2
10/24/2007 12:51	6.3	54.2	0.9	0.3	-0.2	70.8	4.6	1.5	-6.3	0.0	0.0	-0.5	-0.2
10/24/2007 13:01	6.3	54.1	0.9	0.3	-0.2	72.6	-245.7	1.5	-6.3	0.0	0.0	-0.5	-0.2
10/24/2007 13:11	6.2	54.0	0.9	0.3	-0.2	72.9	-245.7	3.1	-6.3	0.0	0.0	-0.5	-0.2
10/24/2007 13:21	6.2	54.0	0.9	0.3	-0.1	78.4	-244.2	1.5	-6.3	0.0	0.0	-0.5	-0.2
10/24/2007 13:31	6.2	54.1	0.9	0.3	-0.2	75.0	-244.2	1.5	-6.3	0.0	0.0	-0.5	-0.2
10/24/2007 13:41	6.1	53.9	0.9	0.3	-0.2	76.3	-245.7	3.1	-6.3	0.0	0.0	-0.5	-0.2
10/24/2007 13:51	6.1	54.0	0.9	0.3	-0.2	81.8	-245.7	1.5	-6.3	0.0	0.0	-0.5	-0.2
10/24/2007 14:01	6.1	54.0	0.9	0.3	-0.1	77.5	-245.7	3.1	-6.3	0.0	0.0	-0.5	-0.2
10/24/2007 14:11	6.1	53.9	0.9	0.3	-0.2	83.8	-245.7	3.1	-6.3	0.0	0.0	-0.5	-0.2
10/24/2007 14:21	6.1	53.9	1.0	0.3	-0.2	78.3	-245.7	1.5	-6.3	0.0	0.0	-0.5	-0.2
10/24/2007 14:31	6.1	53.8	1.0	0.3	-0.2	82.1	-245.7	3.1	-6.3	0.0	0.0	-0.5	-0.2
10/24/2007 14:41	6.1	53.8	1.0	0.3	-0.2	73.2	-245.7	1.5	-6.3	0.0	0.0	-0.5	-0.2
10/24/2007 14:51	6.0	53.8	1.0	0.3	-0.2	83.6	-245.7	3.1	-6.3	0.0	0.0	-0.5	-0.2
10/24/2007 15:01	6.0	53.8	1.0	0.3	-0.1	77.4	-245.7	3.1	-6.3	0.0	0.0	-0.5	-0.2
10/24/2007 15:11	6.0	53.7	1.0	0.3	-0.2	77.6	-245.7	1.5	-6.3	0.0	0.0	-0.5	-0.2
10/24/2007 15:21	6.0	53.7	1.0	0.3	-0.1	84.2	-244.2	1.5	-6.3	0.0	0.0	-0.5	-0.2
10/24/2007 15:31	6.0	53.6	0.9	0.3	-0.2	83.9	-245.7	1.5	-6.3	0.0	0.0	-0.5	-0.2
10/24/2007 15:41	6.0	53.8	1.0	0.3	-0.2	78.0	-245.7	1.5	-6.3	0.0	0.0	-0.5	-0.2
10/24/2007 15:51	6.0	53.5	1.0	0.3	-0.2	80.1	-245.7	3.1	-6.3	0.0	0.0	-0.5	-0.2
10/24/2007 16:01	6.0	53.4	1.0	0.3	-0.2	75.9	-245.7	1.5	-6.3	0.0	0.0	-0.5	-0.2
10/24/2007 16:11	6.0	53.5	1.0	0.3	-0.1	83.2	-244.2	3.1	-6.3	0.0	0.0	-0.5	-0.2
10/24/2007 16:21	6.0	53.4	1.0	0.3	-0.2	74.1	-245.7	1.5	-6.3	0.0	0.0	-0.5	-0.2
10/24/2007 16:31	6.0	53.3	0.9	0.3	-0.2	78.5	-244.2	1.5	-6.3	0.0	0.0	-0.5	-0.2
10/24/2007 16:41	6.0	53.4	0.9	0.3	-0.2	76.4	-244.2	3.1	-6.3	0.0	0.0	-0.5	-0.2
10/24/2007 16:51	6.1	53.4	1.0	0.3	-0.2	76.9	-244.2	3.1	-6.3	0.0	0.0	-0.5	-0.2
10/24/2007 17:01	6.1	53.3	0.9	0.3	-0.2	80.0	-244.2	1.5	-6.3	0.0	0.0	-0.5	-0.2
10/24/2007 17:11	6.1	53.2	0.9	0.3	-0.2	86.1	-245.7	3.1	-6.3	0.0	0.0	-0.5	-0.2
10/24/2007 17:21	6.1	53.2	1.0	0.3	-0.2	72.1	-244.2	1.5	-6.3	0.0	0.0	-0.5	-0.2
10/24/2007 17:31	6.1	53.2	0.9	0.3	-0.2	80.2	-244.2	3.1	-6.3	0.0	0.0	-0.5	-0.2
10/24/2007 17:41	6.1	53.1	0.9	0.3	-0.1	75.0	-244.2	3.1	-6.3	0.0	0.0	-0.5	-0.2
10/24/2007 17:51	6.1	53.2	0.9	0.3	-0.2	71.6	-244.2	1.5	-6.3	0.0	0.0	-0.5	-0.2
10/24/2007 18:01	6.1	53.2	0.9	0.3	-0.2	74.0	-244.2	1.5	-6.3	0.0	0.0	-0.5	-0.2
10/24/2007 18:11	6.1	53.0	0.9	0.3	-0.2	76.2	-245.7	1.5	-6.3	0.0	0.0	-0.5	-0.2
10/24/2007 18:21	6.1	53.0	0.9	0.3	-0.2	72.5	-245.7	3.1	-6.3	0.0	0.0	-0.5	-0.2
10/24/2007 18:31	6.1	53.0	0.9	0.3	-0.2	70.9	-244.2	1.5	-6.3	0.0	0.0	-0.5	-0.3
10/24/2007 18:41	6.1	52.9	0.9	0.3	-0.2	62.4	-244.2	3.1	-6.3	0.0	0.0	-0.5	-0.2
10/24/2007 18:51	6.1	52.8	0.9	0.3	-0.2	60.4	-244.2	1.5	-6.3	0.0	0.0	-0.5	-0.3
10/24/2007 19:01	6.1	52.8	0.9	0.3	-0.2	69.0	-245.7	1.5	-6.3	0.0	0.0	-0.5	-0.3
10/24/2007 19:11	6.1	52.8	0.9	0.3	-0.2	68.5	-245.7	3.1	-6.3	0.0	0.0	-0.5	-0.3
10/24/2007 19:21	6.1	52.8	0.9	0.3	-0.2	67.3	-245.7	3.1	-6.3	0.0	0.0	-0.5	-0.3
10/24/2007 19:31	6.1	52.7	0.9	0.3	-0.2	67.9	-245.7	1.5	-6.3	0.0	0.0	-0.5	-0.3
10/24/2007 19:41	6.2	52.7	0.9	0.3	-0.2	63.9	-245.7	3.1	-6.3	0.0	0.0	-0.5	-0.3
10/24/2007 19:51	6.2	52.7	0.9	0.2	-0.2	60.8	-245.7	1.5	-6.3	0.0	0.0	-0.5	-0.3
10/24/2007 20:01	6.2	52.5	0.9	0.2	-0.2	62.5	-245.7	1.5	-6.3	0.0	0.0	-0.5	-0.3

DATE/TIME	AT-100V Prod. Water UF Inlet pH	LT-100V UF Feed Tank Level %	PT-100V UF Prefilter Inlet Pres. psig	PT-101V UF Prefilter Outlet Press. psig	PT-102V UF Unit Inlet Press. psig	TT-100V UF Unit Inlet Temp °F	AT-201V UF Unit pH Nano Stor	AT-200V Prod. Water Conductivity micromhos	FT-200V UF Unit Perm. Flow gpm	FT-201V UF Unit Conc. Flow gpm	FT-202V UF Unit Recycle Flow gpm	PT-200V UF Outlet Perm. Pres. psig	PT-201V UF Outlet Conc. Press psig
10/24/2007 20:11	6.3	52.5	0.9	0.2	-0.2	64.2	-245.7	3.1	-6.3	0.0	0.0	-0.5	-0.3
10/24/2007 20:21	6.3	52.5	0.9	0.2	-0.2	61.3	-245.7	1.5	-6.3	0.0	0.0	-0.5	-0.4
10/24/2007 20:31	6.4	52.4	0.8	0.2	-0.2	64.3	-245.7	1.5	-6.3	0.0	0.0	-0.5	-0.4
10/24/2007 20:41	6.4	52.3	0.8	0.2	-0.2	51.8	-245.7	1.5	-6.3	0.0	0.0	-0.5	-0.4
10/24/2007 20:51	6.4	52.4	0.8	0.2	-0.2	53.4	-245.7	1.5	-6.3	0.0	0.0	-0.5	-0.4
10/24/2007 21:01	6.4	52.3	0.8	0.2	-0.2	57.7	-245.7	1.5	-6.3	0.0	0.0	-0.5	-0.4
10/24/2007 21:11	6.4	52.2	0.8	0.2	-0.2	53.1	-245.7	0.0	-6.3	0.0	0.0	-0.5	-0.4
10/24/2007 21:21	6.4	52.3	0.8	0.2	-0.2	50.1	-245.7	0.0	-6.3	0.0	0.0	-0.5	-0.4
10/24/2007 21:31	6.5	52.2	0.8	0.2	-0.2	50.0	-245.7	1.5	-6.3	0.0	0.0	-0.5	-0.4
10/24/2007 21:41	6.4	52.1	0.8	0.2	-0.2	56.4	-245.7	0.0	-6.3	0.0	0.0	-0.5	-0.4
10/24/2007 21:51	6.6	52.2	0.8	0.2	-0.2	58.5	-245.7	1.5	-6.3	0.0	0.0	-0.5	-0.4
10/24/2007 22:01	6.6	52.0	0.8	0.2	-0.2	51.5	-247.2	1.5	-6.3	0.0	0.0	-0.5	-0.4
10/24/2007 22:11	6.6	52.0	0.8	0.2	-0.3	54.4	-245.7	1.5	-6.3	0.0	0.0	-0.5	-0.4
10/24/2007 22:21	6.6	51.9	0.8	0.2	-0.3	50.3	-247.2	1.5	-6.3	0.0	0.0	-0.5	-0.4
10/24/2007 22:31	6.6	51.9	0.8	0.2	-0.3	52.2	-245.7	1.5	-6.3	0.0	0.0	-0.5	-0.4
10/24/2007 22:41	6.6	51.8	0.8	0.2	-0.2	49.3	-247.2	1.5	-6.3	0.0	0.0	-0.5	-0.5
10/24/2007 22:51	6.6	51.8	0.8	0.1	-0.3	43.5	-245.7	1.5	-6.3	0.0	0.0	-0.5	-0.5
10/24/2007 23:01	6.6	51.7	0.7	0.2	-0.2	45.9	-247.2	1.5	-6.3	0.0	0.0	-0.6	-0.5
10/24/2007 23:11	6.6	51.7	0.7	0.1	-0.3	52.8	-247.2	1.5	-6.3	0.0	0.0	-0.5	-0.5
10/24/2007 23:21	6.6	51.6	0.7	0.1	-0.3	49.6	3.1	1.5	-6.3	0.0	0.0	-0.6	-0.5
10/24/2007 23:31	6.6	51.6	0.7	0.1	-0.3	52.8	-247.2	1.5	-6.3	0.0	0.0	-0.6	-0.5
10/24/2007 23:41	6.6	51.6	0.7	0.1	-0.3	54.6	-247.2	0.0	-6.3	0.0	0.0	-0.6	-0.5
10/24/2007 23:51	6.6	51.5	0.7	0.1	-0.3	48.6	-247.2	0.0	-6.3	0.0	0.0	-0.6	-0.5
10/29/2007 0:01	6.9	36.2	0.4	-0.4	-0.7	45.8	-247.2	0.0	-6.3	0.0	0.0	-1.2	-1.0
10/29/2007 0:11	6.9	36.2	0.4	-0.4	-0.8	42.0	-247.2	1.5	-6.3	0.0	0.0	-1.3	-1.0
10/29/2007 0:21	6.9	36.1	0.4	-0.4	-0.7	41.9	-247.2	0.0	-6.3	0.0	0.0	-1.3	-1.0
10/29/2007 0:31	6.9	36.1	0.4	-0.4	-0.8	38.9	-247.2	0.0	-6.3	0.0	0.0	-1.3	-1.0
10/29/2007 0:41	6.9	36.1	0.4	-0.4	-0.8	42.1	-247.2	0.0	-6.3	0.0	0.0	-1.3	-1.0
10/29/2007 0:51	6.9	36.1	0.4	-0.4	-0.7	50.1	-245.7	1.5	-6.3	0.0	0.0	-1.3	-1.0
10/29/2007 1:01	6.9	36.1	0.4	-0.4	-0.8	41.6	-247.2	0.0	-6.3	0.0	0.0	-1.3	-1.0
10/29/2007 1:11	6.9	36.1	0.4	-0.4	-0.7	41.9	3.1	0.0	-6.3	0.0	0.0	-1.3	-1.0
10/29/2007 1:21	6.9	36.0	0.4	-0.4	-0.8	42.5	-247.2	0.0	-6.3	0.0	0.0	-1.3	-1.0
10/29/2007 1:31	6.9	36.0	0.4	-0.4	-0.7	28.7	-247.2	1.5	-6.3	0.0	0.0	-1.3	-1.0
10/29/2007 1:41	6.9	36.0	0.4	-0.4	-0.8	43.0	-247.2	0.0	-6.3	0.0	0.0	-1.3	-1.1
10/29/2007 1:51	6.9	36.0	0.4	-0.4	-0.8	39.3	-247.2	0.0	-6.3	0.0	0.0	-1.3	-1.0
10/29/2007 2:01	6.9	36.0	0.4	-0.4	-0.7	35.1	-247.2	0.0	-6.3	0.0	0.0	-1.3	-1.0
10/29/2007 2:11	6.9	35.9	0.4	-0.4	-0.8	25.4	-247.2	0.0	-6.3	0.0	0.0	-1.3	-1.0
10/29/2007 2:21	6.9	36.0	0.4	-0.4	-0.7	40.1	-247.2	0.0	-6.3	0.0	0.0	-1.3	-1.0
10/29/2007 2:31	6.9	35.9	0.4	-0.4	-0.8	42.5	-248.7	0.0	-6.3	0.0	0.0	-1.3	-1.1
10/29/2007 2:41	6.9	35.9	0.4	-0.4	-0.7	42.7	-247.2	0.0	-6.3	0.0	0.0	-1.3	-1.0
10/29/2007 2:51	6.9	35.9	0.4	-0.5	-0.8	30.7	-248.7	0.0	-6.3	0.0	0.0	-1.3	-1.1
10/29/2007 3:01	6.9	35.9	0.4	-0.4	-0.7	36.2	-247.2	0.0	-6.3	0.0	0.0	-1.3	-1.1
10/29/2007 3:11	6.9	35.8	0.4	-0.5	-0.8	40.1	-247.2	0.0	-6.3	0.0	0.0	-1.3	-1.1
10/29/2007 3:21	6.9	35.8	0.4	-0.4	-0.8	37.0	-248.7	-1.5	-6.3	0.0	0.0	-1.3	-1.0
10/29/2007 3:31	7.0	35.8	0.4	-0.5	-0.8	41.3	-247.2	0.0	-6.3	0.0	0.0	-1.3	-1.1
10/29/2007 3:41	7.0	35.8	0.4	-0.4	-0.8	37.1	-247.2	0.0	-6.3	0.0	0.0	-1.3	-1.1
10/29/2007 3:51	7.0	35.8	0.4	-0.5	-0.8	39.5	3.1	0.0	-6.3	0.0	0.0	-1.3	-1.1
10/29/2007 4:01	7.0	35.8	0.4	-0.4	-0.8	31.4	-247.2	0.0	-6.3	0.0	0.0	-1.3	-1.1
10/29/2007 4:11	7.0	35.7	0.4	-0.5	-0.8	40.6	-250.3	0.0	-6.3	0.0	0.0	-1.4	-1.1
10/29/2007 4:21	7.0	35.7	0.4	-0.4	-0.8	36.5	-247.2	-1.5	-6.3	0.0	0.0	-1.3	-1.1
10/29/2007 4:31	7.0	35.7	0.4	-0.5	-0.8	43.0	-247.2	1.5	-6.3	0.0	0.0	-1.4	-1.1
10/29/2007 4:41	7.0	35.7	0.4	-0.4	-0.8	32.6	-248.7	0.0	-6.3	0.0	0.0	-1.4	-1.1
10/29/2007 4:51	7.0	35.7	0.4	-0.5	-0.8	41.6	-247.2	-1.5	-6.3	0.0	0.0	-1.4	-1.1
10/29/2007 5:01	7.0	35.7	0.4	-0.5	-0.8	35.1	-247.2	0.0	-6.3	0.0	0.0	-1.4	-1.1
10/29/2007 5:11	7.0	35.7	0.3	-0.5	-0.8	29.5	-248.7	0.0	-6.3	0.0	0.0	-1.4	-1.2
10/29/2007 5:21	7.0	35.6	0.4	-0.5	-0.8	30.5	-247.2	0.0	-6.3	0.0	0.0	-1.4	-1.1

DATE/TIME	AT-100V Prod. Water UF Inlet pH	LT-100V UF Feed Tank Level %	PT-100V UF Prefilter Inlet Pres. psig	PT-101V UF Prefilter Outlet Press. psig	PT-102V UF Unit Inlet Press. psig	TT-100V UF Unit Inlet Temp °F	AT-201V UF Unit pH Nano Stor	AT-200V Prod. Water Conductivity micromhos	FT-200V UF Unit Perm. Flow gpm	FT-201V UF Unit Conc. Flow gpm	FT-202V UF Unit Recycle Flow gpm	PT-200V UF Outlet Perm. Pres. psig	PT-201V UF Outlet Conc. Press psig
10/29/2007 5:31	7.0	35.6	0.3	-0.5	-0.8	33.1	-247.2	0.0	-6.3	0.0	0.0	-1.4	-1.1
10/29/2007 5:41	7.0	35.6	0.3	-0.5	-0.8	38.8	-247.2	0.0	-6.3	0.0	0.0	-1.4	-1.1
10/29/2007 5:51	7.0	35.6	0.3	-0.5	-0.8	38.3	-248.7	0.0	-6.3	0.0	0.0	-1.4	-1.2
10/29/2007 6:01	7.0	35.5	0.3	-0.4	-0.8	36.4	-248.7	-1.5	-6.3	0.0	0.0	-1.4	-1.1
10/29/2007 6:11	7.0	35.6	0.3	-0.5	-0.8	44.9	-247.2	-1.5	-6.3	0.0	0.0	-1.4	-1.1
10/29/2007 6:21	7.0	35.5	0.3	-0.4	-0.7	41.4	-248.7	0.0	-6.3	0.0	0.0	-1.4	-1.1
10/29/2007 6:31	7.0	35.5	0.3	-0.5	-0.8	22.6	-248.7	0.0	-6.3	0.0	0.0	-1.4	-1.2
10/29/2007 6:41	7.0	35.5	0.3	-0.5	-0.8	29.9	-247.2	0.0	-6.3	0.0	0.0	-1.4	-1.2
10/29/2007 6:51	7.0	35.5	0.3	-0.4	-0.8	40.3	-248.7	0.0	-6.3	0.0	0.0	-1.4	-1.1
10/29/2007 7:01	7.0	35.4	0.4	-0.5	-0.8	36.1	-247.2	0.0	-6.3	0.0	0.0	-1.4	-1.1
10/29/2007 7:11	7.0	35.4	0.4	-0.4	-0.7	36.5	-248.7	0.0	-6.3	0.0	0.0	-1.4	-1.0
10/29/2007 7:21	7.0	35.4	0.4	-0.4	-0.8	46.1	-15.3	0.0	-6.3	0.0	0.0	-1.4	-1.1
10/29/2007 7:31	7.0	35.4	0.4	-0.4	-0.8	45.9	-247.2	0.0	-6.3	0.0	0.0	-1.4	-1.1
10/29/2007 7:41	7.0	35.4	0.4	-0.4	-0.8	54.7	-247.2	0.0	-6.3	0.0	0.0	-1.4	-1.1
10/29/2007 7:51	7.0	35.4	0.4	-0.4	-0.7	51.7	-247.2	0.0	-6.3	0.0	0.0	-1.4	-1.0
10/29/2007 8:01	6.9	35.4	0.4	-0.4	-0.7	42.5	-247.2	0.0	-6.3	0.0	0.0	-1.4	-1.0
10/29/2007 8:11	6.9	35.4	0.4	-0.4	-0.7	59.6	3.1	0.0	-6.3	0.0	0.0	-1.4	-1.0
10/29/2007 8:21	6.9	35.4	0.4	-0.4	-0.8	50.1	-247.2	0.0	-6.3	0.0	0.0	-1.4	-1.0
10/29/2007 8:31	6.9	35.4	0.4	-0.4	-0.8	59.8	-247.2	0.0	-6.3	0.0	0.0	-1.5	-1.1
10/29/2007 8:41	6.9	35.4	0.4	-0.3	-0.7	60.1	-247.2	0.0	-6.3	0.0	0.0	-1.5	-0.9
10/29/2007 8:51	6.9	35.3	0.5	-0.4	-0.7	75.1	-248.7	-1.5	-6.3	0.0	0.0	-1.4	-0.9
10/29/2007 9:01	6.9	35.3	0.5	-0.4	-0.7	59.2	-245.7	0.0	-6.3	0.0	0.0	-1.5	-1.0
10/29/2007 9:11	6.9	35.3	0.5	-0.4	-0.7	53.8	-247.2	0.0	-6.3	0.0	0.0	-1.5	-1.0
10/29/2007 9:21	6.9	35.3	0.5	-0.4	-0.8	71.1	-248.7	1.5	-6.3	0.0	0.0	-1.5	-1.0
10/29/2007 9:31	6.9	35.3	0.5	-0.4	-0.7	60.5	-245.7	0.0	-6.3	0.0	0.0	-1.5	-1.0
10/29/2007 9:41	6.9	35.3	0.5	-0.4	-0.8	59.1	-247.2	1.5	-6.3	0.0	0.0	-1.5	-1.0
10/29/2007 9:51	6.9	35.3	0.5	-0.4	-0.8	69.2	-247.2	1.5	-6.3	0.0	0.0	-1.5	-0.9
10/29/2007 10:01	6.8	35.2	0.5	-0.3	-0.7	75.4	-247.2	1.5	-6.3	0.0	0.0	-1.4	-0.9
10/29/2007 10:11	6.8	35.3	0.5	-0.3	-0.7	66.4	-247.2	1.5	-6.3	0.0	0.0	-1.4	-0.9
10/29/2007 10:21	6.8	35.2	0.5	-0.3	-0.7	64.9	-245.7	0.0	-6.3	0.0	0.0	-1.4	-0.9
10/29/2007 10:31	6.8	35.2	0.5	-0.3	-0.7	68.3	-247.2	1.5	-6.3	0.0	0.0	-1.4	-0.9
10/29/2007 10:41	6.8	35.2	0.5	-0.3	-0.7	53.5	-245.7	1.5	-6.3	0.0	0.0	-1.4	-0.9
10/29/2007 10:51	6.8	35.2	0.5	-0.3	-0.7	70.3	-245.7	1.5	-6.3	0.0	0.0	-1.4	-0.9
10/29/2007 11:01	6.8	35.2	0.5	-0.3	-0.7	75.5	-245.7	3.1	-6.3	0.0	0.0	-1.4	-0.9
10/29/2007 11:11	6.8	35.2	0.5	-0.3	-0.7	66.2	-245.7	1.5	-6.3	0.0	0.0	-1.4	-0.9
10/29/2007 11:21	6.8	35.2	0.5	-0.3	-0.7	74.3	-245.7	1.5	-6.3	0.0	0.0	-1.4	-0.8
10/29/2007 11:31	6.8	35.2	0.6	-0.3	-0.7	80.5	-244.2	1.5	-6.3	0.0	0.0	-1.4	-0.8
10/29/2007 11:41	6.8	35.2	0.6	-0.3	-0.7	73.5	-247.2	1.5	-6.3	0.0	0.0	-1.4	-0.8
10/29/2007 11:51	6.8	35.2	0.6	-0.3	-0.7	82.3	-245.7	1.5	-6.3	0.0	0.0	-1.4	-0.8
10/29/2007 12:01	6.8	35.2	0.6	-0.2	-0.7	74.0	-245.7	1.5	-6.3	0.0	0.0	-1.4	-0.8
10/29/2007 12:11	6.7	35.2	0.6	-0.2	-0.7	77.3	-245.7	1.5	-6.3	0.0	0.0	-1.4	-0.7
10/29/2007 12:21	6.7	35.1	0.6	-0.2	-0.6	78.3	-245.7	1.5	-6.3	0.0	0.0	-1.4	-0.7
10/29/2007 12:31	6.7	35.1	0.6	-0.2	-0.7	75.5	-245.7	1.5	-6.3	0.0	0.0	-1.4	-0.7
10/29/2007 12:41	6.7	35.1	0.6	-0.2	-0.6	78.1	-245.7	1.5	-6.3	0.0	0.0	-1.4	-0.7
10/29/2007 12:51	6.7	35.1	0.6	-0.2	-0.6	69.1	-245.7	3.1	-6.3	0.0	0.0	-1.4	-0.7
10/29/2007 13:01	6.7	35.1	0.6	-0.2	-0.6	76.7	-245.7	1.5	-6.3	0.0	0.0	-1.3	-0.7
10/29/2007 13:11	6.7	35.1	0.6	-0.2	-0.6	74.8	-245.7	1.5	-6.3	0.0	0.0	-1.3	-0.7
10/29/2007 13:21	6.7	35.1	0.6	-0.2	-0.6	74.0	-245.7	3.1	-6.3	0.0	0.0	-1.3	-0.7
10/29/2007 13:31	6.7	35.1	0.6	-0.2	-0.6	80.0	-245.7	1.5	-6.3	0.0	0.0	-1.3	-0.7
10/29/2007 13:41	6.7	35.1	0.6	-0.2	-0.6	79.6	-244.2	1.5	-6.3	0.0	0.0	-1.3	-0.7
10/29/2007 13:51	6.8	40.0	7.3	6.1	5.6	50.1	-245.7	1.5	-6.3	0.0	0.0	0.2	5.2
10/29/2007 14:01	6.9	51.4	29.6	20.2	45.2	46.0	-245.7	1.5	-6.3	13.3	16.2	2.1	40.3
10/29/2007 14:11	6.7	54.7	30.4	19.8	44.9	48.8	-245.7	1.5	-6.3	13.1	16.0	2.2	40.4
10/29/2007 14:21	6.6	55.1	30.9	19.9	46.5	65.8	-244.2	3.1	-6.3	13.3	16.0	2.2	40.4
10/29/2007 14:31	6.5	55.1	31.2	20.2	44.9	65.4	-245.7	3.1	-6.3	13.1	16.0	2.3	40.5
10/29/2007 14:41	6.4	54.9	31.2	20.2	44.8	67.4	-245.7	3.1	-6.3	13.3	16.3	2.2	40.4

DATE/TIME	AT-100V Prod. Water UF Inlet pH	LT-100V UF Feed Tank Level %	PT-100V UF Prefilter Inlet Pres. psig	PT-101V UF Prefilter Outlet Press. psig	PT-102V UF Unit Inlet Press. psig	TT-100V UF Unit Inlet Temp °F	AT-201V UF Unit pH Nano Stor	AT-200V Prod. Water Conductivity micromhos	FT-200V UF Unit Perm. Flow gpm	FT-201V UF Unit Conc. Flow gpm	FT-202V UF Unit Recycle Flow gpm	PT-200V UF Outlet Perm. Pres. psig	PT-201V UF Outlet Conc. Press psig
10/29/2007 14:51	6.4	55.0	31.2	20.4	44.2	73.7	-244.2	1.5	-6.3	13.0	15.9	2.3	40.4
10/29/2007 15:01	6.4	54.8	31.2	20.2	44.3	51.9	-244.2	1.5	-6.3	12.9	16.4	2.2	40.5
10/29/2007 15:11	6.4	55.1	31.3	19.6	44.8	72.6	4.6	3.1	-6.3	12.8	16.2	2.2	40.4
10/29/2007 15:21	6.4	55.0	31.5	20.0	45.5	33.9	6.1	3.1	-6.3	13.3	16.2	2.3	40.5
10/29/2007 15:31	6.4	55.0	31.5	20.1	45.2	66.9	-244.2	3.1	-6.3	13.1	16.0	2.2	40.7
10/29/2007 15:41	6.4	55.1	31.8	20.1	47.3	66.3	-244.2	3.1	-6.3	13.4	16.1	2.3	40.5
10/29/2007 15:51	6.4	55.0	32.0	20.0	45.2	62.2	-244.2	3.1	-6.3	13.2	15.8	2.3	40.6
10/29/2007 16:01	6.4	55.0	31.8	19.7	45.8	67.2	-244.2	1.5	-6.3	13.3	16.0	2.2	40.4
10/29/2007 16:11	6.4	54.9	31.7	20.0	43.8	62.4	-244.2	3.1	-6.3	13.1	16.1	2.3	40.4
10/29/2007 16:21	6.4	54.8	32.3	20.3	43.7	41.6	-245.7	1.5	-6.3	13.1	15.9	2.3	40.5
10/29/2007 16:31	6.4	55.0	32.1	19.9	44.0	71.0	-244.2	3.1	-6.3	12.9	15.9	2.3	40.5
10/29/2007 16:41	6.4	54.9	32.5	20.4	45.5	62.9	-244.2	3.1	-6.3	13.4	16.1	2.2	40.6
10/29/2007 16:51	6.4	55.0	32.3	20.6	45.2	55.1	-245.7	3.1	-6.3	13.6	16.2	2.3	40.6
10/29/2007 17:01	6.5	54.8	32.6	20.1	44.1	63.1	-245.7	1.5	-6.3	13.3	16.1	2.3	40.5
10/29/2007 17:11	6.5	55.0	32.5	19.9	45.8	61.4	-244.2	3.1	-6.3	13.3	16.0	2.3	40.6
10/29/2007 17:21	6.5	55.0	32.4	19.8	46.7	48.9	-245.7	1.5	-6.3	13.4	16.0	2.3	40.7
10/29/2007 17:31	6.5	54.9	32.6	20.0	44.5	52.3	-245.7	1.5	-6.3	13.1	16.2	2.3	40.7
10/29/2007 17:41	6.5	55.0	32.6	19.7	46.3	45.4	-245.7	3.1	-6.3	13.3	16.1	2.3	40.7
10/29/2007 17:51	6.5	55.0	32.6	20.0	43.4	38.3	-245.7	3.1	-6.3	13.4	16.0	2.3	40.7
10/29/2007 18:01	6.6	55.1	32.5	19.7	44.2	62.9	-245.7	3.1	-6.3	13.2	16.0	2.3	40.6
10/29/2007 18:11	6.5	55.0	32.7	20.1	43.9	50.5	-245.7	1.5	-6.3	12.9	16.2	2.3	40.8
10/29/2007 18:21	6.5	55.0	32.8	19.9	45.6	40.2	-244.2	3.1	-6.3	13.0	16.1	2.3	40.6
10/29/2007 18:31	6.4	54.8	33.1	20.2	46.3	51.8	-245.7	3.1	-6.3	13.1	16.2	2.2	40.7
10/29/2007 18:41	6.4	55.0	32.8	19.9	45.4	37.0	-245.7	1.5	-6.3	13.3	15.8	2.3	40.5
10/29/2007 18:51	6.4	55.0	32.9	19.6	45.1	54.2	-245.7	1.5	-6.3	12.8	16.1	2.3	40.6
10/29/2007 19:01	6.4	54.9	33.1	20.3	45.2	35.3	-245.7	3.1	-6.3	13.1	15.9	2.3	40.7
10/29/2007 19:11	6.4	55.0	33.0	20.2	45.1	42.0	-245.7	3.1	-6.3	13.3	15.9	2.3	40.5
10/29/2007 19:21	6.4	55.0	33.2	20.2	46.7	45.4	-245.7	1.5	-6.3	13.2	16.0	2.3	40.8
10/29/2007 19:31	6.4	55.0	33.2	20.3	45.7	43.2	-244.2	1.5	-6.3	13.1	16.2	2.3	40.7
10/29/2007 19:41	6.4	54.8	33.0	20.3	43.9	37.9	-245.7	1.5	-6.3	13.0	15.8	2.3	40.7
10/29/2007 19:51	6.4	55.2	33.2	20.0	46.6	27.3	-244.2	1.5	-6.3	13.4	16.5	2.2	40.6
10/29/2007 20:01	6.4	54.8	33.2	20.1	45.3	47.6	-245.7	1.5	-6.3	12.8	16.1	2.3	40.6
10/29/2007 20:11	6.4	55.1	33.2	19.7	44.4	42.7	-245.7	1.5	-6.3	12.8	15.7	2.3	40.7
10/29/2007 20:21	6.4	54.9	33.2	19.9	45.2	24.4	-245.7	0.0	-6.3	13.6	15.8	2.3	40.6
10/29/2007 20:31	6.4	55.0	33.5	20.1	46.7	41.1	-245.7	1.5	-6.3	13.3	16.0	2.3	40.7
10/29/2007 20:41	6.4	54.8	33.5	20.1	48.0	45.8	-245.7	1.5	-6.3	13.1	16.1	2.3	40.7
10/29/2007 20:51	6.4	55.1	33.8	20.1	45.8	22.6	-245.7	1.5	-6.3	13.3	15.9	2.3	40.7
10/29/2007 21:01	6.4	55.2	33.8	20.2	45.4	19.1	-247.2	1.5	-6.3	13.4	16.5	2.3	40.8
10/29/2007 21:11	6.4	55.0	33.4	19.9	46.1	12.7	-245.7	1.5	-6.3	13.0	16.1	2.3	40.8
10/29/2007 21:21	6.4	54.8	33.8	19.9	46.7	36.4	-245.7	1.5	-6.3	12.9	15.9	2.3	40.7
10/29/2007 21:31	6.4	54.8	33.8	20.2	44.1	12.0	-245.7	1.5	-6.3	13.0	16.1	2.3	40.5
10/29/2007 21:41	6.4	55.1	33.9	20.2	45.7	11.4	-245.7	0.0	-6.3	13.0	16.3	2.3	40.8
10/29/2007 21:51	6.4	54.9	34.0	20.2	45.2	17.7	-245.7	1.5	-6.3	13.2	15.9	2.3	40.7
10/29/2007 22:01	6.4	55.0	33.6	19.6	45.3	10.3	-247.2	1.5	-6.3	13.0	16.1	2.3	40.7
10/29/2007 22:11	6.4	55.0	33.9	20.1	46.4	35.3	-245.7	1.5	-6.3	13.4	16.2	2.3	40.6
10/29/2007 22:21	6.4	55.0	34.0	20.0	46.2	29.9	-245.7	0.0	-6.3	13.2	16.2	2.3	40.8
10/29/2007 22:31	6.4	55.2	34.0	20.1	45.4	27.2	-245.7	1.5	-6.3	13.1	16.2	2.2	40.6
10/29/2007 22:41	6.4	55.0	34.1	19.8	45.3	29.8	-245.7	1.5	-6.3	13.0	15.8	2.3	40.6
10/29/2007 22:51	6.3	55.2	33.9	20.2	45.7	2.9	-245.7	1.5	-6.3	13.0	15.9	2.3	40.6
10/29/2007 23:01	6.3	55.1	34.3	20.2	46.3	25.4	-247.2	1.5	-6.3	13.0	16.3	2.3	40.7
10/29/2007 23:11	6.3	54.9	34.0	19.9	46.5	30.4	-247.2	1.5	-6.3	12.9	16.0	2.3	40.8
10/29/2007 23:21	6.4	55.1	34.3	19.9	46.0	3.5	-247.2	1.5	-6.3	13.1	16.0	2.3	40.7
10/29/2007 23:31	6.3	55.0	34.2	20.1	46.2	17.5	-245.7	1.5	-6.3	12.8	16.2	2.2	40.7
10/29/2007 23:41	6.3	55.0	34.3	19.9	45.3	25.9	-247.2	1.5	-6.3	13.1	16.3	2.3	40.8
10/29/2007 23:51	6.3	55.1	34.4	20.2	45.4	0.5	-245.7	0.0	-6.3	12.7	16.0	2.3	40.6
10/30/2007 0:01	6.3	55.2	34.6	20.0	46.1	17.1	-245.7	1.5	-6.3	12.9	16.3	2.3	40.7

DATE/TIME	AT-100V Prod. Water UF Inlet pH	LT-100V UF Feed Tank Level %	PT-100V UF Prefilter Inlet Pres. psig	PT-101V UF Prefilter Outlet Press. psig	PT-102V UF Unit Inlet Press. psig	TT-100V UF Unit Inlet Temp °F	AT-201V UF Unit pH Nano Stor	AT-200V Prod. Water Conductivity micromhos	FT-200V UF Unit Perm. Flow gpm	FT-201V UF Unit Conc. Flow gpm	FT-202V UF Unit Recycle Flow gpm	PT-200V UF Outlet Perm. Pres. psig	PT-201V UF Outlet Conc. Press psig
10/30/2007 0:11	6.3	54.9	34.3	19.9	45.6	18.6	-247.2	0.0	-6.3	13.0	16.3	2.3	40.6
10/30/2007 0:21	6.3	55.0	34.0	19.9	45.9	15.3	-245.7	1.5	-6.3	12.7	16.1	2.3	40.8
10/30/2007 0:31	6.3	55.1	34.6	19.9	46.4	17.9	-247.2	0.0	-6.3	13.1	15.9	2.3	41.0
10/30/2007 0:41	6.3	54.9	34.4	20.1	45.8	13.7	-245.7	1.5	-6.3	12.8	16.3	2.2	40.7
10/30/2007 0:51	6.3	55.0	34.4	20.2	45.5	13.7	-245.7	1.5	-6.3	13.3	16.3	2.2	40.8
10/30/2007 1:01	6.4	55.1	34.6	20.2	45.3	20.0	-247.2	1.5	-6.3	13.2	16.4	2.3	40.7
10/30/2007 1:11	6.4	55.1	34.4	20.0	45.9	11.1	-247.2	0.0	-6.3	13.0	16.1	2.2	40.9
10/30/2007 1:21	6.4	55.0	34.4	19.8	46.0	20.9	-245.7	1.5	-6.3	12.9	16.3	2.2	40.8
10/30/2007 1:31	6.3	54.9	34.6	20.1	45.6	31.5	-245.7	0.0	-6.3	13.3	16.1	2.2	40.9
10/30/2007 1:41	6.3	55.0	34.6	19.9	45.5	22.4	-247.2	0.0	-6.3	13.0	16.4	2.2	40.8
10/30/2007 1:51	6.3	54.9	34.6	20.3	46.0	29.5	-245.7	1.5	-6.3	12.9	16.0	2.2	40.6
10/30/2007 2:01	6.3	55.1	34.4	19.8	45.1	10.0	4.6	1.5	-6.3	12.8	16.2	2.2	41.0
10/30/2007 2:11	6.3	54.9	34.7	20.2	45.5	8.5	-247.2	0.0	-6.3	13.2	16.3	2.2	41.0
10/30/2007 2:21	6.3	54.8	34.8	20.4	46.3	9.9	-247.2	0.0	-6.3	13.2	15.8	2.2	40.9
10/30/2007 2:31	6.4	54.8	34.7	20.2	46.4	2.2	-245.7	0.0	-6.3	12.9	16.3	2.2	40.7
10/30/2007 2:41	6.5	54.9	35.0	20.1	45.8	3285.7	-247.2	1.5	-6.3	13.3	15.9	2.2	40.8
10/30/2007 2:51	6.5	55.0	34.9	19.9	45.3	8.8	-247.2	0.0	-6.3	13.2	16.1	2.2	40.8
10/30/2007 3:01	6.5	54.8	34.8	20.0	45.8	3277.7	-245.7	0.0	-6.3	13.2	16.2	2.2	40.9
10/30/2007 3:11	6.5	54.9	35.1	20.2	46.3	5.7	-245.7	0.0	-6.3	13.1	16.2	2.2	40.7
10/30/2007 3:21	6.5	55.1	34.9	20.0	45.9	1.0	-247.2	0.0	-6.3	12.8	16.0	2.2	40.8
10/30/2007 3:31	6.5	54.9	35.0	19.9	45.6	3284.3	-247.2	0.0	-6.3	12.9	16.4	2.2	40.8
10/30/2007 3:41	6.6	55.1	35.3	20.1	45.5	16.3	-247.2	1.5	-6.3	12.9	15.8	2.2	40.7
10/30/2007 3:51	6.6	54.9	35.1	19.9	45.9	4.1	-247.2	0.0	-6.3	13.2	16.2	2.2	40.7
10/30/2007 4:01	6.5	55.1	35.3	20.0	45.7	3299.1	-247.2	0.0	-6.3	13.2	16.2	2.2	41.0
10/30/2007 4:11	6.5	55.1	35.1	20.1	46.5	7.8	-247.2	1.5	-6.3	13.0	16.3	2.2	40.9
10/30/2007 4:21	6.5	54.8	35.0	20.0	45.2	10.1	-247.2	0.0	-6.3	13.2	16.1	2.1	40.7
10/30/2007 4:31	6.5	55.2	35.1	20.1	45.6	7.6	-247.2	0.0	-6.3	13.2	16.1	2.1	40.7
10/30/2007 4:41	6.4	55.0	35.1	20.0	45.8	3288.6	-247.2	0.0	-6.3	12.9	16.0	2.2	40.7
10/30/2007 4:51	6.4	55.1	35.4	20.1	45.7	3283.8	-247.2	0.0	-6.3	13.1	16.4	2.2	40.9
10/30/2007 5:01	6.4	54.9	35.5	19.9	46.4	3282.4	-245.7	0.0	-6.3	12.9	15.9	2.2	40.8
10/30/2007 5:11	6.6	55.0	35.8	20.1	46.1	3283.6	-247.2	0.0	-6.3	13.1	16.0	2.2	41.0
10/30/2007 5:21	6.7	55.0	35.4	19.9	46.2	14.6	-247.2	0.0	-6.3	13.1	16.3	2.2	40.6
10/30/2007 5:31	6.6	55.0	35.7	20.1	45.7	3287.5	-247.2	0.0	-6.3	12.8	16.3	2.1	40.8
10/30/2007 5:41	6.6	55.0	35.5	20.2	45.1	21.9	-247.2	0.0	-6.3	13.0	16.2	2.1	40.7
10/30/2007 5:51	6.5	54.8	35.4	20.0	45.4	5.4	-247.2	0.0	-6.3	12.9	16.1	2.1	40.9
10/30/2007 6:01	6.5	55.1	35.7	20.2	45.6	7.9	-248.7	0.0	-6.3	13.2	15.9	2.1	40.9
10/30/2007 6:11	6.6	55.1	35.5	20.0	46.2	6.7	-247.2	0.0	-6.3	13.1	16.1	2.1	40.9
10/30/2007 6:21	6.8	55.1	35.7	20.1	45.5	3278.4	3.1	0.0	-6.3	12.8	15.9	2.1	40.8
10/30/2007 6:31	6.7	55.1	35.9	20.1	46.8	3288.1	-247.2	0.0	-6.3	13.2	15.9	2.1	40.9
10/30/2007 6:41	6.6	55.2	36.2	20.1	45.3	2.4	-248.7	0.0	-6.3	12.9	15.7	2.0	40.9
10/30/2007 6:51	6.5	55.0	35.8	19.9	46.3	15.3	-247.2	0.0	-6.3	12.7	16.2	2.0	40.8
10/30/2007 7:01	6.5	55.1	36.1	20.3	45.4	0.7	-248.7	1.5	-6.3	13.2	16.1	2.0	40.8
10/30/2007 7:11	6.5	55.2	36.2	20.1	46.1	3278.7	-248.7	0.0	-6.3	13.1	16.0	2.0	40.9
10/30/2007 7:21	6.5	55.0	36.0	19.9	46.2	3311.8	-247.2	0.0	-6.3	12.9	16.4	2.1	40.9
10/30/2007 7:31	6.5	54.9	36.1	19.8	46.1	27.8	-247.2	0.0	-6.3	13.1	16.0	2.1	41.1
10/30/2007 7:41	6.5	55.1	36.0	19.8	45.8	2.8	-247.2	0.0	-6.3	13.0	15.8	2.1	40.8
10/30/2007 7:51	6.5	55.1	36.2	20.1	45.6	0.7	-247.2	0.0	-6.3	13.0	16.2	2.1	40.8
10/30/2007 8:01	6.4	54.9	36.3	20.1	46.0	32.9	-247.2	0.0	-6.3	13.2	16.0	2.1	40.9
10/30/2007 8:11	6.4	55.0	36.4	20.0	45.3	1.8	-247.2	0.0	-6.3	13.3	16.1	2.1	40.8
10/30/2007 8:21	6.4	54.9	36.2	20.3	46.1	7.7	-247.2	0.0	-6.3	13.1	16.1	2.1	40.9
10/30/2007 8:31	6.4	55.1	36.3	19.9	46.1	9.9	-247.2	0.0	-6.3	13.1	16.4	2.1	40.8
10/30/2007 8:41	6.4	54.9	36.5	20.2	45.3	5.5	-247.2	0.0	-6.3	13.0	16.3	2.1	40.8
10/30/2007 8:51	6.4	54.9	36.1	20.1	45.6	8.1	-247.2	0.0	-6.3	13.1	16.3	2.1	40.9
10/30/2007 9:01	6.4	55.2	36.3	19.7	46.1	25.9	-247.2	0.0	-6.3	13.0	15.9	2.1	40.9
10/30/2007 9:11	6.4	54.9	36.4	20.0	45.3	30.5	-247.2	1.5	-6.3	13.1	16.2	2.2	40.8
10/30/2007 9:21	6.4	54.9	36.5	20.1	45.9	28.1	-245.7	0.0	-6.3	12.9	16.4	2.2	40.8

DATE/TIME	AT-100V Prod. Water UF Inlet pH	LT-100V UF Feed Tank Level %	PT-100V UF Prefilter Inlet Pres. psig	PT-101V UF Prefilter Outlet Press. psig	PT-102V UF Unit Inlet Press. psig	TT-100V UF Unit Inlet Temp °F	AT-201V UF Unit pH Nano Stor	AT-200V Prod. Water Conductivity micromhos	FT-200V UF Unit Perm. Flow gpm	FT-201V UF Unit Conc. Flow gpm	FT-202V UF Unit Recycle Flow gpm	PT-200V UF Outlet Perm. Pres. psig	PT-201V UF Outlet Conc. Press psig
10/30/2007 9:31	6.3	55.0	36.4	20.0	45.6	23.4	-247.2	1.5	-6.3	13.1	16.0	2.2	41.0
10/30/2007 9:41	6.3	54.9	36.2	19.7	46.2	38.9	-245.7	0.0	-6.3	12.9	16.2	2.2	40.9
10/30/2007 9:51	6.2	55.1	36.4	20.0	45.4	44.7	-245.7	1.5	-6.3	13.2	16.1	2.2	40.8
10/30/2007 10:01	6.2	55.0	36.5	19.9	45.4	22.1	-245.7	0.0	-6.3	13.1	16.0	2.2	40.8
10/30/2007 10:11	6.2	55.2	36.4	20.0	46.1	30.6	-245.7	1.5	-6.3	13.1	16.5	2.2	40.9
10/30/2007 10:21	6.2	55.0	36.7	19.9	45.6	31.4	-247.2	1.5	-6.3	12.9	16.3	2.2	40.7
10/30/2007 10:31	6.2	55.0	36.7	20.1	46.1	38.2	-245.7	1.5	-6.3	12.9	16.2	2.2	40.9
10/30/2007 10:41	6.2	54.9	36.7	19.8	45.8	60.2	-245.7	1.5	-6.3	12.8	16.0	2.2	40.7
10/30/2007 10:51	6.2	54.8	36.5	20.1	45.4	52.2	-245.7	1.5	-6.3	13.1	16.4	2.2	40.8
10/30/2007 11:01	6.2	55.2	36.6	20.0	45.8	51.5	-245.7	1.5	-6.3	12.9	16.0	2.2	40.6
10/30/2007 11:11	6.2	55.1	36.7	20.3	45.4	57.7	-245.7	1.5	-6.3	13.0	15.9	2.2	40.7
10/30/2007 11:21	6.2	55.2	36.6	20.1	45.6	42.9	-245.7	1.5	-6.3	13.1	15.9	2.2	40.7
10/30/2007 11:31	6.2	54.9	36.4	19.9	45.6	70.2	3.1	0.0	-6.3	12.9	16.3	2.2	40.7
10/30/2007 11:41	6.2	54.9	36.6	19.9	45.5	64.3	-245.7	1.5	-6.3	12.9	16.1	2.2	40.7
10/30/2007 11:51	6.2	55.1	36.6	20.0	45.8	66.1	-245.7	1.5	-6.3	13.1	15.9	2.2	40.6
10/30/2007 12:01	6.2	55.0	36.7	20.1	45.4	74.4	-245.7	1.5	-6.3	12.9	16.3	2.2	40.7
10/30/2007 12:11	6.2	55.0	36.8	20.2	46.1	63.4	-245.7	1.5	-6.3	12.9	16.1	2.2	40.8
10/30/2007 12:21	6.2	55.1	36.7	19.9	45.5	41.7	-245.7	1.5	-6.3	12.8	15.9	2.2	40.9
10/30/2007 12:31	6.2	54.9	36.4	19.9	45.2	54.2	-245.7	3.1	-6.3	12.9	15.9	2.2	40.6
10/30/2007 12:41	6.2	55.0	36.9	19.9	45.5	52.0	-245.7	3.1	-6.3	12.9	16.3	2.2	40.9
10/30/2007 12:51	6.2	54.9	36.9	20.1	45.8	65.5	-244.2	1.5	-6.3	12.9	16.2	2.2	40.9
10/30/2007 13:01	6.2	55.0	36.7	20.2	45.2	74.0	-245.7	3.1	-6.3	13.1	16.4	2.2	40.7
10/30/2007 13:11	6.2	55.1	36.7	19.8	46.2	69.2	-244.2	1.5	-6.3	13.3	16.1	2.2	40.7
10/30/2007 13:21	6.2	55.0	36.8	19.8	45.4	62.9	-244.2	3.1	-6.3	12.9	16.2	2.2	40.5
10/30/2007 13:31	6.2	55.0	36.8	20.0	46.1	68.6	-245.7	1.5	-6.3	13.1	16.2	2.2	41.0
10/30/2007 13:41	6.2	55.0	36.9	19.7	45.5	57.3	-245.7	1.5	-6.3	13.3	16.3	2.2	40.7
10/30/2007 13:51	6.2	55.0	36.9	19.7	45.4	75.0	-244.2	1.5	-6.3	13.4	16.1	2.2	40.6
10/30/2007 14:01	6.2	55.0	37.1	20.2	45.4	79.8	-245.7	1.5	-6.3	12.9	16.0	2.2	40.7
10/30/2007 14:11	6.2	54.9	37.2	20.1	45.5	66.2	-244.2	3.1	-6.3	13.1	16.4	2.2	40.7
10/30/2007 14:21	6.2	55.0	37.1	20.0	45.5	62.9	-245.7	3.1	-6.3	13.0	15.6	2.2	40.7
10/30/2007 14:31	6.2	55.0	37.4	19.8	45.9	68.7	-245.7	3.1	-6.3	12.9	15.9	2.3	40.8
10/30/2007 14:41	6.2	55.0	37.6	20.1	45.8	75.7	-244.2	1.5	-6.3	12.9	16.3	2.2	40.8
10/30/2007 14:51	6.2	55.0	37.4	20.1	45.8	82.8	-244.2	3.1	-6.3	13.0	16.0	2.2	40.7
10/30/2007 15:01	6.2	55.0	37.6	20.2	45.9	86.6	-244.2	3.1	-6.3	13.3	16.0	2.2	40.6
10/30/2007 15:11	6.2	54.9	37.5	19.9	45.7	53.3	-244.2	3.1	-6.3	13.1	16.0	2.3	40.9
10/30/2007 15:21	6.2	55.0	37.5	20.0	45.9	75.9	6.1	3.1	-6.3	12.9	16.5	2.2	40.8
10/30/2007 15:31	6.2	54.9	37.4	20.0	46.4	58.8	-245.7	3.1	-6.3	13.0	16.0	2.3	40.8
10/30/2007 15:41	6.2	54.9	37.3	19.8	46.1	73.9	-244.2	4.6	-6.3	13.3	16.0	2.2	40.7
10/30/2007 15:51	6.2	55.1	37.3	20.0	45.5	77.4	-244.2	3.1	-6.3	13.0	16.0	2.2	40.6
10/30/2007 16:01	6.2	55.1	37.3	19.9	46.4	60.0	-244.2	3.1	-6.3	12.9	16.3	2.2	40.8
10/30/2007 16:11	6.2	55.1	37.4	19.8	46.3	62.4	-244.2	3.1	-6.3	13.2	16.0	2.2	40.8
10/30/2007 16:21	6.2	55.0	37.7	20.0	45.4	78.8	-244.2	3.1	-6.3	13.1	16.2	2.2	40.6
10/30/2007 16:31	6.2	55.0	37.7	20.2	45.8	69.9	-244.2	3.1	-6.3	13.0	16.0	2.2	40.8
10/30/2007 16:41	6.2	54.9	37.6	20.0	46.1	59.5	-244.2	1.5	-6.3	13.1	16.3	2.2	40.8
10/30/2007 16:51	6.2	55.0	37.9	20.2	45.6	71.1	-245.7	3.1	-6.3	13.0	16.0	2.2	40.6
10/30/2007 17:01	6.2	54.8	37.9	20.2	45.8	69.1	-244.2	3.1	-6.3	13.0	16.0	2.2	40.9
10/30/2007 17:11	6.2	55.1	37.6	19.7	45.7	40.8	-244.2	3.1	-6.3	13.0	16.7	2.2	41.0
10/30/2007 17:21	6.2	55.1	37.7	19.8	45.8	59.6	-242.6	3.1	-6.3	13.0	15.9	2.3	40.8
10/30/2007 17:31	6.2	54.9	37.9	19.9	45.9	62.1	-244.2	3.1	-6.3	13.3	16.2	2.2	40.8
10/30/2007 17:41	6.2	55.1	38.0	20.1	46.1	61.4	-245.7	3.1	-6.3	12.9	16.3	2.2	40.9
10/30/2007 17:51	6.2	55.1	37.7	20.1	46.4	55.5	-245.7	3.1	-6.3	13.3	16.2	2.3	40.9
10/30/2007 18:01	6.2	55.1	37.9	20.3	45.7	51.7	-245.7	1.5	-6.3	13.0	16.3	2.2	40.9
10/30/2007 18:11	6.3	55.1	37.7	19.9	45.8	33.1	-245.7	3.1	-6.3	12.9	16.5	2.2	40.8
10/30/2007 18:21	6.3	55.2	37.9	19.8	46.1	50.1	-245.7	3.1	-6.3	12.8	16.1	2.3	41.0
10/30/2007 18:31	6.3	55.0	38.1	19.9	45.9	39.1	-245.7	3.1	-6.3	13.2	16.4	2.2	40.7
10/30/2007 18:41	6.3	54.9	38.2	20.3	45.9	69.7	-245.7	1.5	-6.3	13.4	16.2	2.2	40.9

DATE/TIME	AT-100V Prod. Water UF Inlet pH	LT-100V UF Feed Tank Level %	PT-100V UF Prefilter Inlet Pres. psig	PT-101V UF Prefilter Outlet Press. psig	PT-102V UF Unit Inlet Press. psig	TT-100V UF Unit Inlet Temp °F	AT-201V UF Unit pH Nano Stor	AT-200V Prod. Water Conductivity micromhos	FT-200V UF Unit Perm. Flow gpm	FT-201V UF Unit Conc. Flow gpm	FT-202V UF Unit Recycle Flow gpm	PT-200V UF Outlet Perm. Pres. psig	PT-201V UF Outlet Conc. Press psig
10/30/2007 18:51	6.3	54.8	38.0	19.6	45.9	61.6	-245.7	1.5	-6.3	13.0	16.4	2.2	40.9
10/30/2007 19:01	6.2	55.1	38.3	19.9	45.5	35.4	-245.7	1.5	-6.3	13.2	16.3	2.2	40.9
10/30/2007 19:11	6.2	55.1	38.0	19.8	46.1	44.4	-245.7	1.5	-6.3	13.4	15.7	2.2	41.0
10/30/2007 19:21	6.2	54.8	38.2	19.9	45.5	46.8	-244.2	3.1	-6.3	12.9	16.3	2.3	40.7
10/30/2007 19:31	6.2	54.8	38.2	19.9	45.7	36.3	-245.7	3.1	-6.3	13.0	16.1	2.3	40.8
10/30/2007 19:41	6.3	55.1	38.3	20.2	46.1	33.8	-245.7	1.5	-6.3	13.4	16.1	2.3	40.9
10/30/2007 19:51	6.3	55.1	38.4	20.0	46.4	30.5	-245.7	1.5	-6.3	12.7	16.3	2.3	40.8
10/30/2007 20:01	6.3	55.0	38.4	20.1	46.0	37.8	-245.7	1.5	-6.3	12.8	16.4	2.3	40.5
10/30/2007 20:11	6.3	55.1	38.5	19.9	45.9	37.0	-245.7	3.1	-6.3	12.9	16.0	2.3	41.0
10/30/2007 20:21	6.3	54.9	38.5	19.8	45.5	26.9	-245.7	1.5	-6.3	13.1	16.1	2.3	40.7
10/30/2007 20:31	6.3	55.0	38.3	20.2	46.1	34.2	-245.7	1.5	-6.3	13.2	16.4	2.2	41.0
10/30/2007 20:41	6.3	55.0	38.5	20.3	46.2	48.3	-245.7	1.5	-6.3	13.1	16.3	2.2	40.7
10/30/2007 20:51	6.3	55.1	38.5	20.1	45.3	28.5	-245.7	1.5	-6.3	13.2	16.1	2.2	40.8
10/30/2007 21:01	6.3	54.9	38.2	19.7	45.5	48.8	-245.7	1.5	-6.3	13.0	16.3	2.2	40.9
10/30/2007 21:11	6.4	54.8	38.4	19.9	46.4	25.1	-245.7	1.5	-6.3	13.2	16.1	2.2	41.1
10/30/2007 21:21	6.3	55.0	38.4	19.9	46.2	21.7	-245.7	1.5	-6.3	13.4	16.2	2.2	41.0
10/30/2007 21:31	6.3	55.0	38.5	20.1	45.8	31.7	-247.2	1.5	-6.3	12.9	16.1	2.2	40.8
10/30/2007 21:41	6.4	54.9	38.7	20.1	45.8	22.2	-245.7	1.5	-6.3	12.9	16.1	2.2	40.9
10/30/2007 21:51	6.4	55.1	38.6	20.0	46.0	26.0	-245.7	1.5	-6.3	13.0	16.0	2.2	40.9
10/30/2007 22:01	6.4	54.9	38.7	20.2	45.9	27.6	-245.7	1.5	-6.3	13.4	16.1	2.2	40.9
10/30/2007 22:11	6.4	55.2	38.7	20.3	45.5	30.5	-245.7	1.5	-6.3	13.1	16.1	2.2	40.8
10/30/2007 22:21	6.3	55.0	38.5	20.2	46.0	26.3	-247.2	1.5	-6.3	13.1	16.4	2.2	40.9
10/30/2007 22:31	6.3	55.2	38.7	20.1	45.9	23.3	-245.7	1.5	-6.3	13.0	16.3	2.2	40.7
10/30/2007 22:41	6.3	55.0	38.5	19.9	46.3	14.0	-247.2	1.5	-6.3	12.9	16.3	2.2	41.0
10/30/2007 22:51	6.3	54.9	38.6	19.9	45.7	34.9	-245.7	1.5	-6.3	12.9	15.9	2.2	40.9
10/30/2007 23:01	6.3	54.9	38.5	20.1	45.9	16.4	-245.7	1.5	-6.3	12.8	16.2	2.2	40.8
10/30/2007 23:11	6.3	55.2	38.7	20.3	46.5	25.1	-245.7	1.5	-6.3	13.0	16.3	2.2	40.8
10/30/2007 23:21	6.4	55.1	38.4	20.0	45.6	17.4	-247.2	1.5	-6.3	12.8	16.1	2.2	40.7
10/30/2007 23:31	6.4	55.0	38.7	19.8	46.1	20.5	-245.7	0.0	-6.3	13.0	16.1	2.2	41.0
10/30/2007 23:41	6.4	55.2	38.8	19.9	45.9	27.1	-9.2	1.5	-6.3	13.2	16.4	2.2	40.9
10/30/2007 23:51	6.3	54.8	39.0	20.2	46.3	34.7	-245.7	0.0	-6.3	12.7	16.1	2.2	40.8
10/31/2007 0:01	6.3	54.9	38.9	19.9	45.6	34.2	-245.7	1.5	-6.3	12.9	16.1	2.2	41.0
10/31/2007 0:11	6.3	54.9	38.7	20.1	46.2	27.3	-245.7	0.0	-6.3	13.0	15.9	2.2	40.9
10/31/2007 0:21	6.3	55.1	39.0	20.4	45.9	31.8	-247.2	1.5	-6.3	13.0	16.5	2.2	40.8
10/31/2007 0:31	6.3	55.0	38.9	20.0	45.7	23.8	-245.7	1.5	-6.3	13.2	16.2	2.2	40.7
10/31/2007 0:41	6.3	54.9	39.2	20.3	45.9	46.6	-247.2	1.5	-6.3	12.8	16.1	2.2	41.0
10/31/2007 0:51	6.3	54.9	38.8	19.6	46.5	34.8	-245.7	1.5	-6.3	13.2	16.3	2.2	40.9
10/31/2007 1:01	6.3	55.2	39.4	20.2	45.9	20.7	-245.7	0.0	-6.3	13.1	16.0	2.2	41.0
10/31/2007 1:11	6.4	54.8	39.0	19.9	46.0	23.3	-245.7	0.0	-6.3	13.2	16.0	2.2	40.9
10/31/2007 1:21	6.4	55.0	39.1	20.2	46.2	32.5	-245.7	0.0	-6.3	13.1	16.2	2.2	41.0
10/31/2007 1:31	6.4	54.9	39.0	20.3	45.4	61.7	-245.7	1.5	-6.3	13.0	16.3	2.2	40.8
10/31/2007 1:41	6.4	55.1	39.0	20.1	45.9	22.2	-245.7	1.5	-6.3	13.0	16.0	2.2	40.7
10/31/2007 1:51	6.4	55.1	38.6	20.0	45.2	16.6	-247.2	1.5	-6.3	13.0	16.3	2.2	40.7
10/31/2007 2:01	6.4	55.2	39.1	20.3	45.6	29.2	-245.7	1.5	-6.3	13.0	16.3	2.2	40.9
10/31/2007 2:11	6.4	55.1	38.8	19.9	45.8	17.7	-245.7	1.5	-6.3	13.1	16.0	2.2	40.7
10/31/2007 2:21	6.4	55.0	39.0	20.3	45.2	42.0	-245.7	0.0	-6.3	13.1	16.2	2.2	40.9
10/31/2007 2:31	6.4	55.0	38.8	20.0	45.8	27.9	-245.7	1.5	-6.3	13.0	16.3	2.2	40.9
10/31/2007 2:41	6.4	55.3	38.8	20.2	46.6	22.8	-247.2	0.0	-6.3	13.2	16.2	2.2	41.1
10/31/2007 2:51	6.4	55.1	38.9	20.1	46.2	16.5	-242.6	1.5	-6.3	13.1	16.1	2.2	40.9
10/31/2007 3:01	6.4	54.9	38.7	19.9	45.8	2.5	-247.2	1.5	-6.3	12.8	15.7	2.2	41.0
10/31/2007 3:11	6.4	55.1	38.7	19.8	46.2	7.7	-245.7	1.5	-6.3	13.1	16.2	2.2	40.8
10/31/2007 3:21	6.4	54.9	39.0	20.2	46.4	25.9	-245.7	1.5	-6.3	13.2	16.0	2.2	41.1
10/31/2007 3:31	6.4	54.9	38.8	19.9	45.2	6.5	-245.7	1.5	-6.3	12.8	16.0	2.2	41.0
10/31/2007 3:41	6.4	54.8	38.9	19.9	46.7	16.2	-245.7	1.5	-6.3	13.1	15.7	2.2	40.9
10/31/2007 3:51	6.4	55.0	38.8	19.9	45.7	12.9	-245.7	0.0	-6.3	12.7	16.1	2.2	40.9
10/31/2007 4:01	6.4	54.9	39.1	20.1	46.1	46.4	-245.7	1.5	-6.3	12.9	16.3	2.2	41.1

DATE/TIME	AT-100V Prod. Water UF Inlet pH	LT-100V UF Feed Tank Level %	PT-100V UF Prefilter Inlet Pres. psig	PT-101V UF Prefilter Outlet Press. psig	PT-102V UF Unit Inlet Press. psig	TT-100V UF Unit Inlet Temp °F	AT-201V UF Unit pH Nano Stor	AT-200V Prod. Water Conductivity micromhos	FT-200V UF Unit Perm. Flow gpm	FT-201V UF Unit Conc. Flow gpm	FT-202V UF Unit Recycle Flow gpm	PT-200V UF Outlet Perm. Pres. psig	PT-201V UF Outlet Conc. Press psig
10/31/2007 4:11	6.4	55.0	39.3	20.0	46.0	20.7	-245.7	1.5	-6.3	13.1	16.0	2.2	40.9
10/31/2007 4:21	6.4	55.1	39.0	20.0	46.2	22.4	-247.2	1.5	-6.3	12.6	16.3	2.2	41.0
10/31/2007 4:31	6.4	55.1	39.4	19.8	46.3	23.5	-245.7	1.5	-6.3	13.2	16.2	2.2	41.1
10/31/2007 4:41	6.4	54.9	39.0	19.8	46.2	22.2	-247.2	0.0	-6.3	12.8	16.2	2.2	40.8
10/31/2007 4:51	6.4	55.0	39.6	20.0	46.5	9.8	-245.7	1.5	-6.3	12.7	16.1	2.2	40.9
10/31/2007 5:01	6.4	55.2	38.9	19.7	46.2	14.4	-245.7	1.5	-6.3	13.0	16.3	2.2	41.0
10/31/2007 5:11	6.4	55.1	39.0	20.2	45.9	16.2	-245.7	1.5	-6.3	12.7	16.0	2.2	40.8
10/31/2007 5:21	6.4	55.0	39.5	20.4	45.2	17.1	-247.2	1.5	-6.3	13.1	16.3	2.2	41.1
10/31/2007 5:31	6.4	54.9	39.1	20.2	45.5	3.9	-247.2	0.0	-6.3	13.1	16.2	2.2	40.9
10/31/2007 5:41	6.5	55.2	39.3	20.4	45.6	3278.2	-245.7	1.5	-6.3	12.7	15.9	2.1	40.8
10/31/2007 5:51	6.5	54.9	39.7	20.4	45.8	27.6	-247.2	1.5	-6.3	12.9	16.0	2.1	40.7
10/31/2007 6:01	6.5	54.8	39.4	19.9	46.0	3283.7	-245.7	0.0	-6.3	13.2	16.4	2.1	41.2
10/31/2007 6:11	6.5	55.2	1.1	0.4	0.1	14.8	-247.2	0.0	-6.3	0.0	0.0	0.2	0.0
10/31/2007 6:21	6.5	55.3	0.8	0.1	-0.1	14.3	-245.7	0.0	-6.3	0.0	0.0	-0.3	-0.3
10/31/2007 6:31	6.5	55.3	0.8	0.1	-0.1	29.8	-247.2	1.5	-6.3	0.0	0.0	-0.4	-0.3
10/31/2007 6:41	6.5	55.3	0.8	0.1	-0.2	31.6	-247.2	0.0	-6.3	0.0	0.0	-0.5	-0.3
10/31/2007 6:51	6.5	55.2	0.8	0.1	-0.1	36.8	-247.2	0.0	-6.3	0.0	0.0	-0.7	-0.3
10/31/2007 7:01	6.5	55.1	0.8	0.1	-0.1	40.4	-247.2	0.0	-6.3	0.0	0.0	-0.8	-0.3
10/31/2007 7:11	6.5	55.0	0.8	0.1	-0.2	49.5	-247.2	0.0	-6.3	0.0	0.0	-0.9	-0.3
10/31/2007 7:21	6.5	55.1	0.9	0.1	-0.1	54.6	-247.2	0.0	-6.3	0.0	0.0	-0.9	-0.3
10/31/2007 7:31	6.5	55.1	0.9	0.1	-0.2	47.4	-247.2	0.0	-6.3	0.0	0.0	-1.0	-0.3
10/31/2007 7:41	6.5	55.0	0.9	0.1	-0.2	65.7	-245.7	0.0	-6.3	0.0	0.0	-1.0	-0.3
10/31/2007 7:51	6.5	55.0	0.9	0.1	-0.2	47.9	-247.2	0.0	-6.3	0.0	0.0	-1.0	-0.3
10/31/2007 8:01	6.5	55.0	0.9	0.2	-0.2	53.2	-247.2	1.5	-6.3	0.0	0.0	-1.0	-0.3
10/31/2007 8:11	6.5	54.9	0.9	0.2	-0.2	59.1	-247.2	1.5	-6.3	0.0	0.0	-1.0	-0.3
10/31/2007 8:21	6.5	54.9	0.9	0.2	-0.1	50.9	-247.2	0.0	-6.3	0.0	0.0	-1.0	-0.3
10/31/2007 8:31	6.5	54.9	0.9	0.2	-0.1	61.9	-242.6	1.5	-6.3	0.0	0.0	-1.0	-0.3
10/31/2007 8:41	6.5	54.9	0.9	0.2	-0.1	50.9	-247.2	1.5	-6.3	0.0	0.0	-1.0	-0.3
10/31/2007 8:51	6.5	54.9	0.9	0.2	-0.2	66.4	-245.7	0.0	-6.3	0.0	0.0	-1.0	-0.3
10/31/2007 9:01	6.5	54.8	0.9	0.2	-0.2	65.9	-245.7	1.5	-6.3	0.0	0.0	-1.0	-0.3
10/31/2007 9:11	6.5	54.9	0.9	0.2	-0.2	60.0	-245.7	1.5	-6.3	0.0	0.0	-1.0	-0.3
10/31/2007 9:21	6.5	54.8	0.9	0.2	-0.2	63.7	-245.7	1.5	-6.3	0.0	0.0	-1.0	-0.2
10/31/2007 9:31	6.5	55.0	0.9	0.2	-0.1	73.1	-247.2	3.1	-6.3	0.0	0.0	-1.0	-0.3
10/31/2007 9:41	6.5	54.9	0.9	0.2	-0.1	63.6	-245.7	1.5	-6.3	0.0	0.0	-1.0	-0.2
10/31/2007 9:51	6.5	54.9	0.9	0.2	-0.1	65.6	-245.7	1.5	-6.3	0.0	0.0	-1.0	-0.2
10/31/2007 10:01	6.5	55.1	0.9	0.2	-0.1	73.0	-245.7	1.5	-6.3	0.0	0.0	-1.0	-0.2
10/31/2007 10:11	6.5	55.0	0.9	0.2	-0.1	72.5	-247.2	1.5	-6.3	0.0	0.0	-1.0	-0.2
10/31/2007 10:21	6.5	54.7	0.9	0.2	-0.1	69.6	-244.2	1.5	-6.3	0.0	0.0	-1.0	-0.2
10/31/2007 10:31	6.5	54.8	0.9	0.2	-0.2	68.9	-245.7	1.5	-6.3	0.0	0.0	-1.0	-0.2
10/31/2007 10:41	6.5	54.8	0.9	0.2	-0.1	71.1	-245.7	1.5	-6.3	0.0	0.0	-1.0	-0.2
10/31/2007 10:51	6.5	54.7	0.9	0.2	-0.1	69.9	-245.7	1.5	-6.3	0.0	0.0	-1.0	-0.2
10/31/2007 11:01	6.5	54.7	0.9	0.2	-0.2	74.0	-244.2	1.5	-6.3	0.0	0.0	-1.0	-0.2
10/31/2007 11:11	6.5	54.7	0.9	0.2	-0.2	75.0	-245.7	1.5	-6.3	0.0	0.0	-1.0	-0.2
10/31/2007 11:21	6.5	54.7	0.9	0.2	-0.2	72.7	-245.7	1.5	-6.3	0.0	0.0	-1.0	-0.2
10/31/2007 11:31	6.5	54.6	0.9	0.2	-0.1	67.8	-245.7	1.5	-6.3	0.0	0.0	-1.0	-0.2
10/31/2007 11:41	6.5	54.7	0.9	0.2	-0.2	72.6	-244.2	1.5	-6.3	0.0	0.0	-1.0	-0.2
10/31/2007 11:51	6.5	54.7	0.9	0.2	-0.1	70.8	-245.7	1.5	-6.3	0.0	0.0	-1.0	-0.2
10/31/2007 12:01	6.5	54.7	0.9	0.2	-0.2	74.8	-245.7	1.5	-6.3	0.0	0.0	-1.0	-0.2
10/31/2007 12:11	6.5	54.5	0.9	0.2	-0.1	72.1	-244.2	1.5	-6.3	0.0	0.0	-1.0	-0.2
10/31/2007 12:21	6.5	54.7	1.0	0.2	-0.1	73.8	-245.7	1.5	-6.3	0.0	0.0	-1.0	-0.2
10/31/2007 12:31	6.5	54.6	0.9	0.2	-0.1	69.6	-244.2	1.5	-6.3	0.0	0.0	-1.0	-0.2
10/31/2007 12:41	6.5	54.5	0.9	0.2	-0.2	78.3	-245.7	1.5	-6.3	0.0	0.0	-1.0	-0.2
10/31/2007 12:51	6.5	54.5	0.9	0.2	-0.2	74.8	-245.7	1.5	-6.3	0.0	0.0	-1.0	-0.2
10/31/2007 13:01	6.5	54.4	0.9	0.2	-0.2	76.4	-244.2	3.1	-6.3	0.0	0.0	-1.0	-0.2
10/31/2007 13:11	6.5	54.4	0.9	0.2	-0.2	69.8	-245.7	1.5	-6.3	0.0	0.0	-1.0	-0.2
10/31/2007 13:21	6.5	54.5	0.9	0.2	-0.2	74.0	-244.2	1.5	-6.3	0.0	0.0	-1.0	-0.2

DATE/TIME	AT-100V Prod. Water UF Inlet pH	LT-100V UF Feed Tank Level %	PT-100V UF Prefilter Inlet Pres. psig	PT-101V UF Prefilter Outlet Press. psig	PT-102V UF Unit Inlet Press. psig	TT-100V UF Unit Inlet Temp °F	AT-201V UF Unit pH Nano Stor	AT-200V Prod. Water Conductivity micromhos	FT-200V UF Unit Perm. Flow gpm	FT-201V UF Unit Conc. Flow gpm	FT-202V UF Unit Recycle Flow gpm	PT-200V UF Outlet Perm. Pres. psig	PT-201V UF Outlet Conc. Press psig
10/31/2007 13:31	6.5	54.4	1.0	0.2	-0.2	74.0	-245.7	1.5	-6.3	0.0	0.0	-1.0	-0.2
10/31/2007 13:41	6.5	54.3	0.9	0.2	-0.2	79.2	-1.5	3.1	-6.3	0.0	0.0	-1.0	-0.2
10/31/2007 13:51	6.5	54.5	0.9	0.2	-0.1	75.7	-245.7	1.5	-6.3	0.0	0.0	-1.0	-0.2
10/31/2007 14:01	6.5	54.4	0.9	0.2	-0.2	76.7	-245.7	3.1	-6.3	0.0	0.0	-1.0	-0.2
10/31/2007 14:11	6.5	54.3	0.9	0.2	-0.1	73.6	-245.7	3.1	-6.3	0.0	0.0	-1.0	-0.2
10/31/2007 14:21	6.5	54.4	0.9	0.2	-0.1	61.3	-244.2	3.1	-6.3	0.0	0.0	-1.0	-0.2
10/31/2007 14:31	6.5	54.3	0.9	0.2	-0.2	72.4	-245.7	1.5	-6.3	0.0	0.0	-1.0	-0.2
10/31/2007 14:41	6.5	54.3	0.9	0.2	-0.2	70.1	-244.2	3.1	-6.3	0.0	0.0	-1.0	-0.2
10/31/2007 14:51	6.5	54.2	0.9	0.2	-0.1	77.9	-245.7	1.5	-6.3	0.0	0.0	-1.0	-0.2
10/31/2007 15:01	6.5	54.2	0.9	0.2	-0.1	67.2	-163.3	3.1	-6.3	0.0	0.0	-1.0	-0.2
10/31/2007 15:11	6.5	54.2	0.9	0.2	-0.1	63.5	-244.2	3.1	-6.3	0.0	0.0	-1.0	-0.2
10/31/2007 15:21	6.5	54.1	0.9	0.2	-0.1	72.1	4.6	1.5	-6.3	0.0	0.0	-1.0	-0.2
10/31/2007 15:31	6.5	54.2	0.9	0.2	-0.1	69.7	-244.2	3.1	-6.3	0.0	0.0	-1.0	-0.2
10/31/2007 15:41	6.5	54.1	0.9	0.2	-0.2	65.0	-245.7	3.1	-6.3	0.0	0.0	-1.0	-0.2
10/31/2007 15:51	6.5	54.0	0.9	0.2	-0.1	59.1	-245.7	1.5	-6.3	0.0	0.0	-1.0	-0.2
10/31/2007 16:01	6.5	54.2	0.9	0.2	-0.1	69.7	-244.2	3.1	-6.3	0.0	0.0	-1.0	-0.2
10/31/2007 16:11	6.5	54.0	0.9	0.2	-0.1	64.3	-245.7	1.5	-6.3	0.0	0.0	-1.0	-0.2
10/31/2007 16:21	6.5	53.9	0.9	0.2	-0.2	69.1	-244.2	3.1	-6.3	0.0	0.0	-1.0	-0.2
10/31/2007 16:31	6.5	54.0	0.9	0.2	-0.2	59.6	-245.7	1.5	-6.3	0.0	0.0	-1.0	-0.2
10/31/2007 16:41	6.5	53.9	0.9	0.2	-0.1	62.9	-245.7	1.5	-6.3	0.0	0.0	-1.0	-0.2
10/31/2007 16:51	6.5	53.9	0.9	0.2	-0.1	64.3	-245.7	1.5	-6.3	0.0	0.0	-1.0	-0.2
10/31/2007 17:01	6.5	53.9	0.9	0.2	-0.2	71.1	-244.2	1.5	-6.3	0.0	0.0	-1.0	-0.3
10/31/2007 17:11	6.5	53.9	0.9	0.2	-0.2	69.7	-245.7	3.1	-6.3	0.0	0.0	-1.0	-0.3
10/31/2007 17:21	6.5	53.8	0.9	0.2	-0.2	65.6	-245.7	3.1	-6.3	0.0	0.0	-1.0	-0.3
10/31/2007 17:31	6.5	53.8	0.9	0.2	-0.2	60.4	-244.2	1.5	-6.3	0.0	0.0	-1.0	-0.3
10/31/2007 17:41	6.5	53.7	0.9	0.2	-0.2	65.8	-245.7	1.5	-6.3	0.0	0.0	-1.0	-0.3
10/31/2007 17:51	6.5	53.7	0.9	0.2	-0.2	57.8	-245.7	1.5	-6.3	0.0	0.0	-1.0	-0.3
10/31/2007 18:01	6.5	53.7	0.9	0.1	-0.1	59.3	-245.7	1.5	-6.3	0.0	0.0	-1.0	-0.3
10/31/2007 18:11	6.5	53.7	0.9	0.2	-0.2	52.7	-245.7	1.5	-6.3	0.0	0.0	-1.1	-0.3
10/31/2007 18:21	6.5	53.7	0.9	0.1	-0.2	59.5	-245.7	1.5	-6.3	0.0	0.0	-1.0	-0.3
10/31/2007 18:31	6.5	53.7	0.8	0.1	-0.2	55.6	-245.7	1.5	-6.3	0.0	0.0	-1.1	-0.3
10/31/2007 18:41	6.6	53.6	0.8	0.1	-0.2	57.7	-245.7	1.5	-6.3	0.0	0.0	-1.1	-0.4
10/31/2007 18:51	6.6	53.7	0.8	0.1	-0.2	58.2	-245.7	1.5	-6.3	0.0	0.0	-1.1	-0.3
10/31/2007 19:01	6.6	53.5	0.8	0.1	-0.2	51.9	-245.7	1.5	-6.3	0.0	0.0	-1.1	-0.4
10/31/2007 19:11	6.6	53.5	0.8	0.1	-0.2	56.4	-245.7	1.5	-6.3	0.0	0.0	-1.1	-0.3
10/31/2007 19:21	6.6	53.5	0.8	0.1	-0.2	53.5	-245.7	1.5	-6.3	0.0	0.0	-1.1	-0.4
10/31/2007 19:31	6.6	53.5	0.8	0.1	-0.2	57.3	-244.2	3.1	-6.3	0.0	0.0	-1.1	-0.4
10/31/2007 19:41	6.6	53.5	0.8	0.1	-0.2	54.1	4.6	1.5	-6.3	0.0	0.0	-1.1	-0.3
10/31/2007 19:51	6.6	53.4	0.8	0.1	-0.2	51.6	-245.7	1.5	-6.3	0.0	0.0	-1.1	-0.4
10/31/2007 20:01	6.6	53.4	0.8	0.1	-0.2	52.2	-245.7	1.5	-6.3	0.0	0.0	-1.1	-0.4
10/31/2007 20:11	6.6	53.3	0.8	0.1	-0.2	53.1	-245.7	1.5	-6.3	0.0	0.0	-1.1	-0.4
10/31/2007 20:21	6.6	53.3	0.8	0.1	-0.2	43.4	-245.7	1.5	-6.3	0.0	0.0	-1.1	-0.4
10/31/2007 20:31	6.6	53.3	0.8	0.1	-0.2	52.4	-245.7	1.5	-6.3	0.0	0.0	-1.1	-0.4
10/31/2007 20:41	6.6	53.2	0.8	0.1	-0.2	50.3	-212.1	1.5	-6.3	0.0	0.0	-1.1	-0.4
10/31/2007 20:51	6.6	53.2	0.8	0.1	-0.2	47.9	-245.7	1.5	-6.3	0.0	0.0	-1.1	-0.4
10/31/2007 21:01	6.6	53.1	0.8	0.1	-0.2	49.8	-245.7	1.5	-6.3	0.0	0.0	-1.1	-0.4
10/31/2007 21:11	6.6	53.2	0.8	0.1	-0.2	49.4	-247.2	0.0	-6.3	0.0	0.0	-1.1	-0.4
10/31/2007 21:21	6.6	53.1	0.8	0.1	-0.2	44.0	-245.7	1.5	-6.3	0.0	0.0	-1.1	-0.4
10/31/2007 21:31	6.6	53.2	0.8	0.1	-0.2	49.1	-245.7	1.5	-6.3	0.0	0.0	-1.0	-0.5
10/31/2007 21:41	6.6	53.0	0.8	0.0	-0.2	44.5	-247.2	0.0	-6.3	0.0	0.0	-1.1	-0.4
10/31/2007 21:51	6.6	53.0	0.7	0.1	-0.2	41.1	-245.7	1.5	-6.3	0.0	0.0	-1.1	-0.4
10/31/2007 22:01	6.6	53.0	0.8	0.0	-0.2	49.4	-245.7	0.0	-6.3	0.0	0.0	-1.1	-0.4
10/31/2007 22:11	6.6	53.0	0.7	0.0	-0.2	43.1	-247.2	0.0	-6.3	0.0	0.0	-1.1	-0.4
10/31/2007 22:21	6.6	52.9	0.7	0.1	-0.2	44.2	-245.7	1.5	-6.3	0.0	0.0	-1.1	-0.5
10/31/2007 22:31	6.6	52.9	0.7	0.0	-0.2	47.4	-247.2	1.5	-6.3	0.0	0.0	-1.0	-0.5
10/31/2007 22:41	6.6	52.8	0.7	0.0	-0.2	45.7	-245.7	0.0	-6.3	0.0	0.0	-1.0	-0.5

DATE/TIME	AT-100V Prod. Water UF Inlet pH	LT-100V UF Feed Tank Level %	PT-100V UF Prefilter Inlet Pres. psig	PT-101V UF Prefilter Outlet Press. psig	PT-102V UF Unit Inlet Press. psig	TT-100V UF Unit Inlet Temp °F	AT-201V UF Unit pH Nano Stor	AT-200V Prod. Water Conductivity micromhos	FT-200V UF Unit Perm. Flow gpm	FT-201V UF Unit Conc. Flow gpm	FT-202V UF Unit Recycle Flow gpm	PT-200V UF Outlet Perm. Pres. psig	PT-201V UF Outlet Conc. Press psig
10/31/2007 22:51	6.6	52.8	0.7	0.0	-0.2	52.0	-247.2	0.0	-6.3	0.0	0.0	-1.1	-0.5
10/31/2007 23:01	6.6	52.8	0.7	0.0	-0.2	41.6	-247.2	1.5	-6.3	0.0	0.0	-1.1	-0.5
10/31/2007 23:11	6.6	52.7	0.7	0.0	-0.2	44.9	-245.7	0.0	-6.3	0.0	0.0	-1.0	-0.5
10/31/2007 23:21	6.6	52.7	0.7	0.0	-0.2	42.4	-247.2	0.0	-6.3	0.0	0.0	-1.0	-0.5
10/31/2007 23:31	6.6	52.6	0.7	0.0	-0.2	42.7	-247.2	0.0	-6.3	0.0	0.0	-1.0	-0.5
10/31/2007 23:41	6.6	52.5	0.7	0.0	-0.2	42.0	-247.2	0.0	-6.3	0.0	0.0	-1.0	-0.5
10/31/2007 23:51	6.6	52.5	0.7	0.0	-0.3	45.7	-247.2	0.0	-6.3	0.0	0.0	-1.0	-0.5
1/1/2008 0:06	7.03	100.00	1.74	0.55	0.29	91.10	-245.69	1.53	-6.30	0.00	0.00	0.20	0.12
1/1/2008 0:16	7.04	100.00	1.74	0.55	0.29	90.70	-245.69	1.53	-6.30	-0.01	0.00	0.21	0.11
1/1/2008 0:26	7.04	100.00	1.72	0.53	0.29	90.40	-245.69	1.53	-6.30	-0.02	0.00	0.20	0.11
1/1/2008 0:36	7.04	100.00	1.72	0.52	0.27	90.20	-245.69	0.00	-6.30	-0.01	0.00	0.21	0.11
1/1/2008 0:46	7.05	100.00	1.71	0.52	0.27	90.30	-245.69	1.53	-6.30	-0.01	-0.02	0.20	0.09
1/1/2008 0:56	7.05	100.00	1.71	0.53	0.29	90.50	-247.22	1.53	-6.30	-0.01	0.00	0.21	0.11
1/1/2008 1:06	7.06	100.00	1.71	0.53	0.29	90.70	-245.69	1.53	-6.30	-0.02	0.00	0.21	0.09
1/1/2008 1:16	7.06	100.00	1.69	0.53	0.29	90.80	-247.22	0.00	-6.30	-0.02	0.01	0.21	0.08
1/1/2008 1:26	7.06	100.00	1.71	0.53	0.27	90.30	-245.69	1.53	-6.30	-0.01	0.01	0.20	0.08
1/1/2008 1:36	7.06	100.00	1.71	0.53	0.27	90.00	-247.22	0.00	-6.30	0.01	0.00	0.21	0.08
1/1/2008 1:46	7.07	100.00	1.71	0.53	0.27	89.50	-247.22	0.00	-6.30	0.02	0.00	0.20	0.08
1/1/2008 1:56	7.07	100.00	1.71	0.53	0.29	89.80	-247.22	1.53	-6.30	0.00	0.00	0.21	0.08
1/1/2008 2:06	7.07	100.00	1.71	0.52	0.27	89.50	-245.69	1.53	-6.30	0.00	-0.01	0.21	0.08
1/1/2008 2:16	7.07	100.00	1.71	0.52	0.27	89.50	-247.22	0.00	-6.30	-0.01	-0.02	0.21	0.08
1/1/2008 2:26	7.07	100.00	1.71	0.52	0.27	89.40	-247.22	1.53	-6.30	-0.01	0.02	0.20	0.08
1/1/2008 2:36	7.07	100.00	1.69	0.52	0.27	89.00	-245.69	0.00	-6.30	0.00	0.00	0.21	0.06
1/1/2008 2:46	7.08	100.00	1.71	0.53	0.26	89.50	-247.22	1.53	-6.30	0.00	0.00	0.21	0.08
1/1/2008 2:56	7.08	100.00	1.69	0.53	0.29	89.40	-245.69	0.00	-6.30	0.00	-0.01	0.21	0.06
1/1/2008 3:06	7.08	100.00	1.69	0.53	0.29	88.80	-247.22	1.53	-6.30	0.00	-0.01	0.21	0.05
1/1/2008 3:16	7.08	100.00	1.69	0.53	0.27	88.40	-247.22	0.00	-6.30	0.00	-0.01	0.21	0.05
1/1/2008 3:26	7.08	100.00	1.69	0.53	0.26	87.80	-247.22	1.53	-6.30	0.00	-0.01	0.21	0.06
1/1/2008 3:36	7.08	100.00	1.68	0.53	0.29	87.30	-247.22	0.00	-6.30	-0.01	0.01	0.21	0.06
1/1/2008 3:46	7.09	100.00	1.68	0.53	0.27	86.60	-247.22	1.53	-6.30	-0.01	0.01	0.20	0.05
1/1/2008 3:56	7.09	100.00	1.68	0.53	0.27	86.00	-247.22	0.00	-6.30	-0.02	0.00	0.20	0.05
1/1/2008 4:06	7.09	100.00	1.66	0.53	0.24	85.60	-247.22	1.53	-6.30	-0.01	0.00	0.21	0.03
1/1/2008 4:16	7.10	100.00	1.66	0.52	0.27	84.70	-245.69	0.00	-6.30	0.01	0.00	0.20	0.03
1/1/2008 4:26	7.10	100.00	1.66	0.53	0.26	84.40	-247.22	0.00	-6.30	0.00	-0.01	0.21	0.05
1/1/2008 4:36	7.10	100.00	1.66	0.53	0.29	84.10	-247.22	0.00	-6.30	0.01	-0.01	0.21	0.03
1/1/2008 4:46	7.10	100.00	1.65	0.52	0.27	84.20	-247.22	0.00	-6.30	-0.01	0.02	0.21	0.02
1/1/2008 4:56	7.10	100.00	1.66	0.52	0.27	84.00	-247.22	0.00	-6.30	0.00	-0.01	0.21	0.03
1/1/2008 5:06	7.11	100.00	1.65	0.52	0.24	83.80	-247.22	0.00	-6.30	0.01	-0.01	0.21	0.03
1/1/2008 5:16	7.11	100.00	1.65	0.52	0.24	83.60	-245.69	0.00	-6.30	-0.01	-0.01	0.20	0.02
1/1/2008 5:26	7.11	100.00	1.65	0.52	0.27	83.40	-247.22	1.53	-6.30	0.00	0.00	0.21	0.02
1/1/2008 5:36	7.11	100.00	1.65	0.52	0.24	82.80	-247.22	0.00	-6.30	0.00	-0.01	0.21	0.02
1/1/2008 5:46	7.12	100.00	1.65	0.50	0.27	82.80	-247.22	0.00	-6.30	-0.01	-0.02	0.21	0.02
1/1/2008 5:56	7.12	100.00	1.65	0.52	0.24	82.70	-247.22	0.00	-6.30	-0.02	0.01	0.18	0.02
1/1/2008 6:06	7.12	100.00	1.65	0.52	0.27	82.50	-247.22	1.53	-6.30	-0.02	0.01	0.21	0.02
1/1/2008 6:16	7.12	100.00	1.65	0.52	0.24	82.40	-247.22	1.53	-6.30	-0.02	0.00	0.20	0.00
1/1/2008 6:26	7.12	100.00	1.65	0.52	0.24	82.40	-247.22	0.00	-6.30	-0.01	0.00	0.20	0.02
1/1/2008 6:36	7.13	100.00	1.65	0.50	0.23	82.20	-247.22	1.53	-6.30	-0.02	-0.02	0.20	0.00
1/1/2008 6:46	7.13	100.00	1.65	0.50	0.26	81.80	3.05	0.00	-6.30	0.01	-0.02	0.21	0.00
1/1/2008 6:56	7.13	100.00	1.63	0.52	0.26	81.70	-247.22	0.00	-6.30	0.02	-0.01	0.21	0.00
1/1/2008 7:06	7.13	100.00	1.63	0.50	0.26	81.50	-247.22	0.00	-6.30	0.00	-0.01	0.20	0.00
1/1/2008 7:16	7.13	100.00	1.65	0.50	0.23	80.80	-245.69	0.00	-6.30	-0.01	0.02	0.18	-0.02
1/1/2008 7:26	7.14	100.00	1.63	0.50	0.24	80.80	-247.22	0.00	-6.30	0.00	0.00	0.20	0.00
1/1/2008 7:36	7.14	100.00	1.63	0.50	0.26	80.60	-247.22	0.00	-6.30	-0.01	0.00	0.21	-0.02
1/1/2008 7:46	7.14	100.00	1.65	0.50	0.26	80.80	-247.22	0.00	-6.30	0.00	-0.02	0.20	-0.02
1/1/2008 7:56	7.14	100.00	1.65	0.50	0.23	81.10	-247.22	0.00	-6.30	0.00	-0.01	0.21	-0.02
1/1/2008 8:06	7.14	100.00	1.63	0.50	0.26	81.80	-245.69	0.00	-6.30	-0.01	-0.02	0.21	-0.02

DATE/TIME	AT-100V Prod. Water UF Inlet pH	LT-100V UF Feed Tank Level %	PT-100V UF Prefilter Inlet Pres. psig	PT-101V UF Prefilter Outlet Press. psig	PT-102V UF Unit Inlet Press. psig	TT-100V UF Unit Inlet Temp °F	AT-201V UF Unit pH Nano Stor	AT-200V Prod. Water Conductivity micromhos	FT-200V UF Unit Perm. Flow gpm	FT-201V UF Unit Conc. Flow gpm	FT-202V UF Unit Recycle Flow gpm	PT-200V UF Outlet Perm. Pres. psig	PT-201V UF Outlet Conc. Press psig
1/1/2008 8:16	7.14	100.00	1.63	0.50	0.21	82.50	-247.22	0.00	-6.30	-0.01	-0.02	0.21	0.00
1/1/2008 8:26	7.15	100.00	1.66	0.50	0.26	83.20	-245.69	0.00	-6.30	-0.01	0.00	0.20	0.00
1/1/2008 8:36	7.15	100.00	1.66	0.50	0.24	84.20	-247.22	0.00	-6.30	-0.02	0.01	0.21	0.00
1/1/2008 8:46	7.15	100.00	1.66	0.52	0.26	85.20	-247.22	1.53	-6.30	-0.02	-0.01	0.18	0.00
1/1/2008 8:56	7.15	100.00	1.68	0.52	0.26	86.10	-245.69	0.00	-6.30	-0.02	-0.02	0.20	0.00
1/1/2008 9:06	7.15	100.00	1.69	0.52	0.27	87.40	-247.22	0.00	-6.30	-0.02	0.00	0.21	0.02
1/1/2008 9:16	7.14	100.00	1.69	0.50	0.24	88.20	-247.22	1.53	-6.30	0.00	-0.02	0.20	0.00
1/1/2008 9:26	7.14	100.00	1.69	0.52	0.24	89.30	-247.22	1.53	-6.30	-0.01	-0.02	0.21	0.02
1/1/2008 9:36	7.14	100.00	1.69	0.52	0.27	90.10	-247.22	0.00	-6.30	0.02	0.00	0.21	0.02
1/1/2008 9:46	7.14	100.00	1.69	0.52	0.27	91.20	-247.22	0.00	-6.30	-0.02	0.00	0.21	0.03
1/1/2008 9:56	7.14	100.00	1.71	0.53	0.27	92.20	-247.22	0.00	-6.30	0.00	0.00	0.21	0.03
1/1/2008 10:06	7.14	100.00	1.71	0.53	0.26	93.10	-247.22	0.00	-6.30	0.00	-0.01	0.21	0.03
1/1/2008 10:16	7.13	100.00	1.72	0.53	0.29	94.10	-247.22	0.00	-6.30	0.00	-0.02	0.21	0.03
1/1/2008 10:26	7.13	100.00	1.72	0.53	0.26	94.60	-247.22	1.53	-6.30	-0.01	-0.01	0.21	0.05
1/1/2008 10:36	7.12	100.00	1.74	0.53	0.29	95.40	-247.22	0.00	-6.30	0.00	-0.02	0.21	0.05
1/1/2008 10:46	7.12	100.00	1.72	0.55	0.27	96.30	-245.69	1.53	-6.30	0.00	0.02	0.20	0.05
1/1/2008 10:56	7.12	100.00	1.74	0.55	0.29	97.20	-245.69	0.00	-6.30	0.00	0.00	0.21	0.05
1/1/2008 11:06	7.10	100.00	1.74	0.56	0.27	97.90	-247.22	0.00	-6.30	-0.01	0.01	0.21	0.05
1/1/2008 11:16	7.11	100.00	1.74	0.55	0.27	98.70	-245.69	1.53	-6.30	-0.01	0.00	0.20	0.06
1/1/2008 11:26	7.10	100.00	1.75	0.56	0.27	99.20	-247.22	0.00	-6.30	-0.01	0.00	0.20	0.08
1/1/2008 11:36	7.10	100.00	1.75	0.56	0.31	100.10	-247.22	1.53	-6.30	0.00	-0.01	0.20	0.06
1/1/2008 11:46	7.09	100.00	1.77	0.55	0.32	100.70	-247.22	0.00	-6.30	-0.02	-0.01	0.20	0.08
1/1/2008 11:56	7.09	100.00	1.77	0.56	0.27	101.10	-245.69	0.00	-6.30	-0.02	-0.01	0.21	0.09
1/1/2008 12:06	7.08	100.00	1.77	0.58	0.31	101.50	-245.69	0.00	-6.30	-0.01	0.01	0.20	0.09
1/1/2008 12:16	7.08	100.00	1.79	0.56	0.31	102.00	-247.22	1.53	-6.30	-0.02	0.00	0.20	0.09
1/1/2008 12:26	7.08	100.00	1.77	0.58	0.31	102.10	-245.69	0.00	-6.30	-0.02	0.00	0.20	0.11
1/1/2008 12:36	7.07	100.00	1.79	0.58	0.29	102.50	-245.69	0.00	-6.30	-0.01	0.00	0.20	0.11
1/1/2008 12:46	7.07	100.00	1.79	0.58	0.32	102.70	-247.22	1.53	-6.30	0.01	0.00	0.20	0.09
1/1/2008 12:56	7.06	100.00	1.80	0.58	0.27	102.70	-247.22	0.00	-6.30	0.02	-0.01	0.20	0.11
1/1/2008 13:06	7.06	45.60	0.60	0.56	0.29	99.60	-245.69	1.53	-6.30	0.00	0.02	0.20	0.09
1/1/2008 13:16	7.06	27.27	0.35	0.55	0.29	62.90	3.05	1.53	-6.30	0.00	0.01	0.20	0.08
1/1/2008 13:26	6.58	42.04	21.10	19.58	56.68	61.60	-247.22	1.53	-6.30	8.79	12.76	45.23	49.96
1/1/2008 13:36	6.33	53.29	20.85	20.62	57.90	73.50	-245.69	1.53	-6.30	6.81	10.76	46.86	52.69
1/1/2008 13:46	6.49	57.55	21.01	19.90	57.41	76.20	-247.22	1.53	-6.30	0.00	10.96	47.84	53.23
1/1/2008 13:56	6.74	55.23	21.07	20.19	58.58	73.00	-247.22	24.42	-6.30	0.02	10.78	47.95	53.27
1/1/2008 14:06	6.52	55.03	21.00	19.96	58.66	74.00	-245.69	1.53	-6.30	0.00	10.98	48.15	53.69
1/1/2008 14:16	6.46	54.92	21.00	20.04	59.33	65.30	-247.22	1.53	-6.30	0.00	10.97	48.22	53.69
1/1/2008 14:26	6.60	54.97	20.77	20.04	58.34	66.90	-245.69	108.35	-6.30	8.32	10.68	46.99	52.33
1/1/2008 14:36	6.58	54.94	20.91	19.98	57.84	71.10	-247.22	0.00	-6.30	8.04	10.84	46.96	52.39
1/1/2008 14:46	6.52	54.88	20.91	20.02	57.76	82.80	-245.69	1.53	-6.30	8.19	10.86	47.06	52.51
1/1/2008 14:56	6.54	54.98	20.97	20.02	58.02	72.50	-245.69	1.53	-6.30	8.33	10.74	47.09	52.62
1/1/2008 15:06	6.56	54.85	21.18	19.93	58.74	72.40	-247.22	1.53	-6.30	8.05	10.83	46.86	52.56
1/1/2008 15:16	6.55	55.01	20.97	20.04	57.68	52.00	-238.06	1.53	-6.30	8.02	10.81	46.97	52.68
1/1/2008 15:26	6.55	54.92	20.89	19.96	58.10	60.20	-245.69	0.00	-6.30	7.81	10.81	46.68	52.59
1/1/2008 15:36	6.54	55.06	21.09	20.04	58.07	70.70	-245.69	1.53	-6.30	8.05	10.78	46.73	52.68
1/1/2008 15:46	6.55	55.10	20.95	20.01	58.37	71.40	-245.69	9.16	-6.30	7.80	10.54	46.80	52.83
1/1/2008 15:56	6.55	54.81	21.00	20.04	58.51	69.00	-245.69	1.53	-6.30	7.82	10.72	46.93	52.92
1/1/2008 16:06	6.54	55.04	20.94	19.99	58.74	67.70	-245.69	12.21	-6.30	7.80	10.96	46.59	52.75
1/1/2008 16:16	6.55	55.04	21.20	20.02	58.28	65.50	-245.69	1.53	-6.30	7.79	10.74	46.59	52.82
1/1/2008 16:26	6.55	54.94	20.78	19.82	58.54	60.40	-245.69	1.53	-6.30	7.90	10.89	46.53	52.91
1/1/2008 16:36	6.55	54.95	21.07	19.96	58.26	44.90	-245.69	1.53	-6.30	7.64	10.76	46.39	52.78
1/1/2008 16:46	6.55	54.92	21.10	20.02	58.58	69.40	-245.69	1.53	-6.30	7.79	10.86	46.25	52.72
1/1/2008 16:56	6.55	55.10	21.04	20.05	58.74	50.00	-247.22	1.53	-6.30	8.04	10.66	46.42	52.94
1/1/2008 17:06	6.55	54.98	20.92	20.04	58.32	48.70	-245.69	1.53	-6.30	7.75	10.93	46.28	52.91
1/1/2008 17:16	6.55	55.00	20.97	19.99	58.34	72.10	-247.22	1.53	-6.30	7.73	10.86	46.24	53.03
1/1/2008 17:26	6.55	54.86	21.15	19.98	58.66	49.10	-245.69	4.58	-6.30	7.82	10.71	46.04	53.03

DATE/TIME	AT-100V Prod. Water UF Inlet pH	LT-100V UF Feed Tank Level %	PT-100V UF Prefilter Inlet Pres. psig	PT-101V UF Prefilter Outlet Press. psig	PT-102V UF Unit Inlet Press. psig	TT-100V UF Unit Inlet Temp °F	AT-201V UF Unit pH Nano Stor	AT-200V Prod. Water Conductivity micromhos	FT-200V UF Unit Perm. Flow gpm	FT-201V UF Unit Conc. Flow gpm	FT-202V UF Unit Recycle Flow gpm	PT-200V UF Outlet Perm. Pres. psig	PT-201V UF Outlet Conc. Press psig
1/1/2008 17:36	6.55	54.95	21.14	19.95	59.18	56.20	-245.69	1.53	-6.30	7.58	10.71	46.10	53.01
1/1/2008 17:46	6.55	55.12	20.68	19.98	58.83	50.20	-245.69	0.00	-6.30	7.68	10.85	45.95	53.03
1/1/2008 17:56	6.55	55.06	21.07	20.02	58.26	61.90	-245.69	1.53	-6.30	7.92	10.81	45.75	53.00
1/1/2008 18:06	6.54	54.81	21.01	20.01	58.95	60.10	-245.69	1.53	-6.30	7.81	10.87	45.77	53.11
1/1/2008 18:16	6.55	54.92	21.20	20.16	59.29	51.60	-247.22	15.26	-6.30	7.78	10.86	45.60	53.01
1/1/2008 18:26	6.55	54.89	21.03	20.11	58.69	40.10	-247.22	1.53	-6.30	7.77	10.91	45.60	53.12
1/1/2008 18:36	6.55	54.98	20.94	19.91	58.90	51.20	-247.22	0.00	-6.30	7.76	10.93	45.49	53.11
1/1/2008 18:46	6.55	54.98	20.83	19.93	59.18	52.20	-247.22	0.00	-6.30	7.54	10.54	45.51	53.21
1/1/2008 18:56	6.55	55.09	20.95	19.90	58.68	38.00	-245.69	1.53	-6.30	7.91	11.04	45.35	53.35
1/1/2008 19:06	6.55	54.95	20.69	19.81	58.86	50.80	-245.69	0.00	-6.30	7.89	10.54	45.26	53.30
1/1/2008 19:16	6.55	54.91	20.65	19.70	59.96	35.60	-247.22	0.00	-6.30	7.69	10.76	45.02	53.32
1/1/2008 19:26	6.54	55.10	21.12	20.02	58.71	42.80	-247.22	1.53	-6.30	7.90	10.84	44.90	53.27
1/1/2008 19:36	6.55	55.12	20.97	20.10	58.57	23.70	-247.22	0.00	-6.30	7.69	10.66	45.02	53.47
1/1/2008 19:46	6.55	55.00	21.07	20.02	59.44	37.00	-247.22	0.00	-6.30	7.70	10.34	44.74	53.41
1/1/2008 19:56	6.55	54.88	21.07	19.93	58.92	45.80	-247.22	1.53	-6.30	7.80	10.51	44.64	53.47
1/1/2008 20:06	6.55	54.80	21.00	19.82	59.12	16.30	-245.69	0.00	-6.30	7.64	10.67	44.27	53.44
1/1/2008 20:16	6.55	54.83	20.95	20.10	58.84	22.60	-247.22	0.00	-6.30	7.84	11.01	44.38	53.58
1/1/2008 20:26	6.55	54.97	20.95	19.85	59.33	27.10	-247.22	0.00	-6.30	7.62	10.54	44.06	53.61
1/1/2008 20:36	6.55	55.03	21.14	20.08	58.78	25.50	-247.22	0.00	-6.30	7.62	10.65	43.93	53.84
1/1/2008 20:46	6.55	54.89	20.92	19.93	59.55	26.20	-247.22	0.00	-6.30	7.79	10.79	43.72	53.81
1/1/2008 20:56	6.55	55.03	21.00	19.84	59.65	32.90	-247.22	0.00	-6.30	7.68	10.78	43.48	53.87
1/1/2008 21:06	6.55	55.12	20.80	19.98	58.87	27.00	-247.22	0.00	-6.30	7.65	10.83	43.20	53.98
1/1/2008 21:16	6.55	55.01	21.09	19.90	59.41	16.00	-248.74	0.00	-6.30	7.58	10.83	42.87	54.10
1/1/2008 21:26	6.54	54.95	21.14	19.98	59.22	25.40	-248.74	0.00	-6.30	7.65	10.66	42.73	54.22
1/1/2008 21:36	6.55	55.15	20.86	19.84	59.94	38.70	-247.22	0.00	-6.30	7.77	11.00	42.29	54.33
1/1/2008 21:46	6.54	55.09	20.81	19.96	59.96	24.10	-247.22	0.00	-6.30	7.88	10.73	41.84	54.39
1/1/2008 21:56	6.54	55.14	21.18	20.04	59.73	9.00	-247.22	0.00	-6.30	7.71	10.82	41.29	54.56
1/1/2008 22:06	6.55	55.10	21.06	19.93	60.72	6.70	-247.22	0.00	-6.30	7.80	10.74	40.81	54.75
1/1/2008 22:16	6.55	54.91	21.10	20.05	59.88	19.10	-248.74	0.00	-6.30	7.77	10.84	40.21	54.81
1/1/2008 22:26	6.55	55.00	21.00	20.02	60.38	3276.90	-247.22	0.00	-6.30	7.76	10.86	39.80	55.10
1/1/2008 22:36	6.55	55.07	21.06	20.05	60.25	14.80	-247.22	0.00	-6.30	7.81	11.12	38.72	55.10
1/1/2008 22:46	6.55	55.04	20.91	19.79	60.29	13.00	-247.22	0.00	-6.30	7.73	10.90	37.92	55.20
1/1/2008 22:56	6.55	55.14	20.91	19.90	60.93	28.20	-248.74	0.00	-6.30	7.81	10.96	36.98	55.44
1/1/2008 23:06	6.55	54.92	21.06	19.90	60.34	14.00	-247.22	0.00	-6.30	7.81	11.25	35.82	55.59
1/1/2008 23:16	6.55	55.15	21.09	20.08	61.50	25.60	3.05	0.00	-6.30	7.80	10.76	34.47	55.84
1/1/2008 23:26	6.55	54.94	20.91	19.99	60.67	33.50	-248.74	0.00	-6.30	7.95	11.01	33.01	55.90
1/1/2008 23:36	6.55	55.06	21.12	20.20	61.27	23.10	-248.74	-1.53	-6.30	7.63	10.89	31.34	56.07
1/1/2008 23:46	6.54	54.95	20.95	19.78	61.54	21.50	-247.22	0.00	-6.30	7.66	11.29	29.77	56.29
1/1/2008 23:56	6.55	55.04	21.15	19.90	61.67	11.40	-247.22	0.00	-6.30	7.88	11.13	28.09	56.49
1/2/2008 0:06	6.55	54.89	21.14	20.19	61.62	45.40	-247.22	0.00	-6.30	7.67	11.05	26.29	56.65
1/2/2008 0:16	6.55	54.97	20.91	19.98	62.12	13.70	-247.22	0.00	-6.30	7.66	10.94	24.63	56.86
1/2/2008 0:26	6.54	54.91	21.17	19.82	62.31	35.50	-247.22	-1.53	-6.30	7.67	11.15	22.95	57.01
1/2/2008 0:36	6.55	54.97	21.18	19.90	62.15	17.00	-248.74	0.00	-6.30	7.73	11.18	21.39	57.16
1/2/2008 0:46	6.55	54.97	21.04	19.88	62.14	3277.90	-247.22	-1.53	-6.30	7.76	10.96	20.10	57.32
1/2/2008 0:56	6.55	54.91	21.09	19.98	62.29	6.70	-248.74	-1.53	-6.30	7.80	11.35	18.82	57.33
1/2/2008 1:06	6.55	54.94	21.17	20.20	62.19	26.20	-247.22	0.00	-6.30	7.69	11.48	17.95	57.61
1/2/2008 1:16	6.55	54.98	21.20	19.99	62.63	6.20	-248.74	0.00	-6.30	7.77	11.13	17.06	57.67
1/2/2008 1:26	6.55	55.01	21.20	20.10	62.83	14.50	-247.22	0.00	-6.30	7.83	11.23	16.31	57.73
1/2/2008 1:36	6.55	54.95	21.23	19.87	63.38	1.40	-247.22	-1.53	-6.30	7.98	11.33	15.52	57.76
1/2/2008 1:46	6.54	55.09	21.35	20.11	62.81	19.70	-247.22	0.00	-6.30	7.79	11.31	14.92	57.99
1/2/2008 1:56	6.55	54.97	21.38	20.16	63.47	26.90	-248.74	0.00	-6.30	7.87	11.45	14.24	58.00
1/2/2008 2:06	6.55	55.09	21.26	19.91	62.44	18.80	-247.22	0.00	-6.30	7.73	11.39	13.64	58.03
1/2/2008 2:16	6.53	55.14	21.26	19.95	63.33	19.40	-248.74	0.00	-6.30	7.71	11.23	13.14	58.02
1/2/2008 2:26	6.56	54.91	21.46	20.07	63.22	27.90	-247.22	-1.53	-6.30	7.76	11.48	12.73	58.29
1/2/2008 2:36	6.57	54.91	21.53	20.19	62.93	19.00	-247.22	0.00	-6.30	7.56	11.46	12.27	58.43
1/2/2008 2:46	6.54	55.01	21.32	19.95	63.16	11.90	-248.74	0.00	-6.30	7.67	11.07	11.98	58.42

DATE/TIME	AT-100V Prod. Water UF Inlet pH	LT-100V UF Feed Tank Level %	PT-100V UF Prefilter Inlet Pres. psig	PT-101V UF Prefilter Outlet Press. psig	PT-102V UF Unit Inlet Press. psig	TT-100V UF Unit Inlet Temp °F	AT-201V UF Unit pH Nano Stor	AT-200V Prod. Water Conductivity micromhos	FT-200V UF Unit Perm. Flow gpm	FT-201V UF Unit Conc. Flow gpm	FT-202V UF Unit Recycle Flow gpm	PT-200V UF Outlet Perm. Pres. psig	PT-201V UF Outlet Conc. Press psig
1/2/2008 2:56	6.53	55.14	21.29	19.93	63.48	28.20	-247.22	0.00	-6.30	7.88	11.31	11.49	58.43
1/2/2008 3:06	6.55	55.14	21.21	19.85	63.24	12.40	-247.22	0.00	-6.30	8.04	11.37	11.11	58.28
1/2/2008 3:16	6.56	55.06	21.35	20.04	63.54	18.40	-247.22	0.00	-6.30	7.77	11.58	10.76	58.43
1/2/2008 3:26	6.55	54.97	21.52	20.07	63.41	21.90	-248.74	0.00	-6.30	7.89	11.46	10.56	58.52
1/2/2008 3:36	6.53	55.07	21.46	20.11	63.91	17.20	-248.74	0.00	-6.30	7.94	11.48	10.36	58.75
1/2/2008 3:46	6.55	55.14	21.46	20.05	63.42	19.50	-248.74	1.53	-6.30	7.89	11.43	9.98	58.63
1/2/2008 3:56	6.57	55.17	21.39	20.07	62.81	24.80	-248.74	0.00	-6.30	8.03	11.62	9.71	58.64
1/2/2008 4:06	6.55	55.03	21.35	19.99	63.01	35.10	-248.74	-1.53	-6.30	7.95	11.55	9.51	58.61
1/2/2008 4:16	6.54	54.89	21.38	20.11	63.44	14.30	-247.22	-1.53	-6.30	7.81	11.61	9.34	58.69
1/2/2008 4:26	6.54	55.01	21.21	19.96	63.30	25.80	-248.74	-1.53	-6.30	7.98	11.54	9.14	58.77
1/2/2008 4:36	6.56	55.00	21.32	19.91	63.83	25.20	-247.22	0.00	-6.30	7.90	11.41	9.03	58.71
1/2/2008 4:46	6.55	54.89	21.64	20.02	63.56	14.40	-248.74	0.00	-6.30	7.73	11.23	8.87	58.86
1/2/2008 4:56	6.52	55.01	21.46	20.13	63.62	35.50	-248.74	-1.53	-6.30	7.78	11.46	8.67	58.83
1/2/2008 5:06	6.53	54.81	21.35	19.87	63.19	34.10	-247.22	0.00	-6.30	7.81	11.45	8.50	58.84
1/2/2008 5:16	6.59	55.21	21.35	20.07	63.96	15.10	-248.74	-1.53	-6.30	7.98	11.34	8.32	58.93
1/2/2008 5:26	6.56	55.01	21.36	19.93	63.96	17.90	-247.22	0.00	-6.30	7.87	11.33	8.18	58.89
1/2/2008 5:36	6.51	55.17	21.41	20.02	63.83	37.90	-248.74	0.00	-6.30	7.75	11.34	8.12	58.90
1/2/2008 5:46	6.54	55.00	21.52	20.19	63.68	23.60	-248.74	0.00	-6.30	7.95	11.35	8.03	59.06
1/2/2008 5:56	6.59	54.98	21.26	20.07	63.67	21.90	-248.74	0.00	-6.30	7.84	11.58	7.90	58.98
1/2/2008 6:06	6.56	55.04	21.50	20.02	63.71	20.60	-248.74	0.00	-6.30	7.88	11.34	7.83	59.06
1/2/2008 6:16	6.51	55.04	21.65	20.16	64.17	11.90	-247.22	-1.53	-6.30	7.76	11.53	7.72	58.97
1/2/2008 6:26	6.54	55.07	21.47	20.05	63.71	12.20	-248.74	-1.53	-6.30	7.97	11.51	7.63	58.98
1/2/2008 6:36	6.59	55.09	21.32	20.02	63.59	14.60	-248.74	-1.53	-6.30	7.97	11.46	7.61	59.10
1/2/2008 6:46	6.56	54.94	21.44	19.98	63.63	33.50	-247.22	0.00	-6.30	7.86	11.25	7.45	59.00
1/2/2008 6:56	6.51	55.12	21.23	19.96	63.83	27.40	-248.74	-1.53	-6.30	7.90	11.32	7.40	59.07
1/2/2008 7:06	6.54	54.94	21.41	20.02	64.32	25.10	-247.22	0.00	-6.30	7.67	11.68	7.34	59.16
1/2/2008 7:16	6.60	55.07	21.52	19.99	63.71	11.50	-247.22	-1.53	-6.30	7.62	11.42	7.19	59.10
1/2/2008 7:26	6.55	55.14	21.50	20.24	63.91	13.30	-248.74	0.00	-6.30	7.94	11.31	7.19	59.13
1/2/2008 7:36	6.50	55.20	21.55	20.07	64.46	24.00	-247.22	-1.53	-6.30	7.77	11.61	7.10	59.09
1/2/2008 7:46	6.54	54.85	21.46	19.95	63.82	30.00	-247.22	0.00	-6.30	7.80	11.56	7.07	59.21
1/2/2008 7:56	6.63	57.04	21.15	19.79	62.70	26.40	-248.74	0.00	-6.30	8.31	11.24	8.62	58.20
1/2/2008 8:06	6.56	55.49	21.62	19.96	62.25	25.40	-248.74	0.00	-6.30	8.32	11.11	8.59	58.19
1/2/2008 8:16	6.47	54.80	21.65	19.84	63.30	14.70	-247.22	0.00	-6.30	8.50	11.53	8.47	58.35
1/2/2008 8:26	6.54	55.03	21.58	20.04	63.44	22.80	-247.22	0.00	-6.30	8.64	11.23	8.27	58.34
1/2/2008 8:36	6.62	54.88	21.70	19.99	63.83	23.40	-247.22	-1.53	-6.30	8.51	11.13	8.15	58.48
1/2/2008 8:46	6.56	55.03	21.70	20.25	63.36	13.60	-248.74	-1.53	-6.30	8.31	11.37	8.01	58.45
1/2/2008 8:57	6.48	54.91	21.55	19.98	63.70	16.20	-247.22	0.00	-6.30	8.49	11.12	7.97	58.57
1/2/2008 9:07	6.54	55.17	21.68	19.90	63.57	40.10	1.53	0.00	-6.30	8.46	11.34	7.80	58.61
1/2/2008 9:17	6.62	55.18	21.38	19.84	62.55	13.40	-247.22	-1.53	-6.30	8.56	11.78	7.65	58.55
1/2/2008 9:27	6.56	55.14	21.49	19.90	63.59	22.70	-247.22	0.00	-6.30	8.25	11.68	7.55	58.55
1/2/2008 9:37	6.48	54.95	21.82	20.13	63.65	27.10	-248.74	0.00	-6.30	8.56	11.16	7.58	58.71
1/2/2008 9:47	6.54	54.83	21.68	19.62	63.35	39.80	-247.22	0.00	-6.30	8.56	11.43	7.46	58.72
1/2/2008 9:57	6.61	54.81	21.81	19.98	63.18	36.90	0.00	0.00	-6.30	8.41	11.39	7.32	58.64
1/2/2008 10:07	6.57	55.03	21.68	20.11	62.98	43.00	-247.22	-1.53	-6.30	8.56	11.43	7.31	58.64
1/2/2008 10:17	6.49	54.86	21.73	20.31	63.22	39.60	-247.22	0.00	-6.30	8.24	11.41	7.13	58.51
1/2/2008 10:27	6.53	55.04	21.84	20.10	64.00	41.80	-247.22	0.00	-6.30	8.37	11.33	7.08	58.77
1/2/2008 10:37	6.60	54.86	21.65	20.13	64.15	49.10	-247.22	1.53	-6.30	8.20	11.33	7.08	58.92
1/2/2008 10:47	6.57	55.09	21.68	19.72	63.63	36.50	-247.22	0.00	-6.30	8.26	11.40	6.94	58.78
1/2/2008 10:57	6.50	54.91	21.79	20.07	63.42	47.90	-247.22	0.00	-6.30	8.59	11.21	6.91	58.83
1/2/2008 11:07	6.52	55.12	21.52	19.99	63.25	48.20	-247.22	0.00	-6.30	8.26	11.23	6.71	58.58
1/2/2008 11:17	6.58	54.91	21.88	19.90	63.59	50.40	-247.22	0.00	-6.30	8.41	11.49	6.71	58.93
1/2/2008 11:27	6.58	55.06	21.65	19.72	63.50	39.60	-247.22	0.00	-6.30	8.43	11.52	6.59	58.74
1/2/2008 11:37	6.55	55.03	21.72	20.34	63.19	51.70	-247.22	0.00	-6.30	8.49	11.43	6.64	58.90
1/2/2008 11:47	6.49	54.88	21.56	19.84	62.92	44.40	-247.22	0.00	-6.30	8.41	11.42	6.50	58.84
1/2/2008 11:57	6.55	54.88	22.11	20.30	63.41	62.90	-247.22	0.00	-6.30	8.44	11.17	6.44	58.81
1/2/2008 12:07	6.61	55.09	21.75	20.02	63.47	45.40	-248.74	1.53	-6.30	8.53	11.46	6.49	58.98

DATE/TIME	AT-100V Prod. Water UF Inlet pH	LT-100V UF Feed Tank Level %	PT-100V UF Prefilter Inlet Pres. psig	PT-101V UF Prefilter Outlet Press. psig	PT-102V UF Unit Inlet Press. psig	TT-100V UF Unit Inlet Temp °F	AT-201V UF Unit pH Nano Stor	AT-200V Prod. Water Conductivity micromhos	FT-200V UF Unit Perm. Flow gpm	FT-201V UF Unit Conc. Flow gpm	FT-202V UF Unit Recycle Flow gpm	PT-200V UF Outlet Perm. Pres. psig	PT-201V UF Outlet Conc. Press psig
1/2/2008 12:17	6.54	54.91	21.76	20.10	63.89	36.70	-245.69	1.53	-6.30	8.33	11.31	6.44	59.03
1/2/2008 12:27	6.49	54.97	21.76	20.04	63.97	64.40	-247.22	0.00	-6.30	8.29	11.30	6.36	58.92
1/2/2008 12:37	6.56	55.10	22.14	20.04	63.56	59.00	-247.22	0.00	-6.30	8.45	11.63	6.39	58.83
1/2/2008 12:47	6.61	54.95	21.94	19.98	63.36	57.40	3.05	0.00	-6.30	8.29	11.45	6.32	58.92
1/2/2008 12:57	6.52	54.98	21.96	19.95	63.01	45.20	-247.22	1.53	-6.30	8.31	11.51	6.26	58.90
1/2/2008 13:07	6.49	54.91	22.04	20.14	63.59	58.60	-245.69	0.00	-6.30	8.41	11.53	6.26	58.92
1/2/2008 13:17	6.59	55.07	22.05	20.10	63.24	68.50	-247.22	1.53	-6.30	8.44	11.35	6.24	59.01
1/2/2008 13:27	6.61	55.12	21.91	20.07	63.38	41.80	-247.22	0.00	-6.30	8.40	11.46	6.20	58.92
1/2/2008 13:37	6.48	55.17	21.85	19.98	63.45	70.60	-247.22	0.00	-6.30	8.50	11.40	6.10	58.90
1/2/2008 13:47	6.50	54.85	21.73	20.01	63.19	58.90	-247.22	1.53	-6.30	8.23	11.55	6.01	59.00
1/2/2008 13:57	6.63	55.06	21.84	19.93	63.50	55.20	3.05	1.53	-6.30	8.24	11.38	6.00	59.00
1/2/2008 14:07	6.58	54.89	22.34	20.10	63.88	69.20	-247.22	0.00	-6.30	8.29	11.55	5.97	59.03
1/2/2008 14:17	6.46	54.88	22.01	19.90	63.82	61.30	-245.69	1.53	-6.30	8.46	11.36	5.94	59.12
1/2/2008 14:27	6.52	54.94	21.91	19.79	63.25	62.70	-245.69	0.00	-6.30	8.55	11.27	5.77	58.97
1/2/2008 14:37	6.65	54.85	22.08	20.05	63.92	54.70	-245.69	0.00	-6.30	8.33	11.20	5.71	59.16
1/2/2008 14:47	6.55	54.88	21.87	19.87	64.26	61.70	4.58	0.00	-6.30	8.45	11.54	5.62	59.12
1/2/2008 14:57	6.43	55.10	21.90	19.96	64.14	50.60	-247.22	1.53	-6.30	8.34	11.50	5.54	59.10
1/2/2008 15:07	6.56	54.88	21.82	20.13	63.74	57.80	-245.69	1.53	-6.30	8.54	11.37	5.48	59.09
1/2/2008 15:17	6.65	54.95	21.96	19.96	64.00	45.90	-245.69	1.53	-6.30	8.39	11.61	5.39	58.98
1/2/2008 15:27	6.52	54.89	22.04	19.87	63.79	63.80	-247.22	1.53	-6.30	8.28	11.55	5.37	59.13
1/2/2008 15:37	6.44	55.07	21.84	20.04	63.89	64.70	-247.22	1.53	-6.30	8.31	11.28	5.34	59.09
1/2/2008 15:47	6.58	54.95	22.07	20.08	63.77	62.40	-247.22	1.53	-6.30	8.42	11.35	5.25	58.98
1/2/2008 15:57	6.70	55.03	22.22	20.25	64.23	51.70	-247.22	1.53	-6.30	8.36	11.60	5.20	59.12
1/2/2008 16:07	6.49	54.97	22.14	19.87	64.26	57.60	-245.69	1.53	-6.30	8.47	11.46	5.16	59.13
1/2/2008 16:17	6.45	54.97	22.10	19.85	63.50	60.60	-247.22	0.00	-6.30	8.49	11.69	5.10	58.97
1/2/2008 16:27	6.60	55.03	22.17	19.82	63.99	60.30	-247.22	1.53	-6.30	8.41	11.30	5.02	59.16
1/2/2008 16:37	6.63	55.00	22.11	19.85	63.68	49.90	-247.22	1.53	-6.30	8.47	11.35	4.91	59.12
1/2/2008 16:47	6.47	55.17	22.10	20.08	63.68	60.60	-247.22	1.53	-6.30	8.26	11.57	4.97	59.32
1/2/2008 16:57	6.47	55.03	22.05	19.93	64.05	56.70	-245.69	0.00	-6.30	8.45	11.57	4.93	59.21
1/2/2008 17:07	6.62	55.03	22.04	20.02	63.80	64.70	-247.22	1.53	-6.30	8.56	11.63	4.88	59.35
1/2/2008 17:17	6.62	54.92	22.30	19.95	63.82	48.80	-247.22	1.53	-6.30	8.39	11.32	4.82	59.27
1/2/2008 17:27	6.45	55.04	22.07	20.05	64.55	55.00	-245.69	1.53	-6.30	8.42	11.33	4.90	59.30
1/2/2008 17:37	6.49	55.04	22.05	19.96	64.58	56.80	3.05	0.00	-6.30	8.40	11.49	4.81	59.21
1/2/2008 17:47	6.64	55.09	22.31	20.04	63.77	58.10	-245.69	1.53	-6.30	8.30	11.46	4.75	59.19
1/2/2008 17:57	6.60	54.98	22.20	19.95	64.26	46.70	-247.22	0.00	-6.30	8.40	11.68	4.82	59.35
1/2/2008 18:07	6.44	55.15	21.99	19.87	63.97	55.90	-245.69	0.00	-6.30	8.50	11.28	4.70	59.13
1/2/2008 18:17	6.50	54.92	22.25	20.07	64.52	47.90	-247.22	0.00	-6.30	8.25	11.57	4.82	59.39
1/2/2008 18:27	6.65	55.06	22.54	20.07	64.11	48.70	-247.22	0.00	-6.30	8.35	11.66	4.73	59.36
1/2/2008 18:37	6.58	55.00	22.19	19.95	64.00	64.30	-247.22	1.53	-6.30	8.19	11.90	4.70	59.33
1/2/2008 18:47	6.44	55.07	22.10	19.98	64.37	39.50	-245.69	0.00	-6.30	8.33	11.48	4.72	59.44
1/2/2008 18:57	6.52	54.91	22.34	20.14	64.03	24.20	-247.22	0.00	-6.30	8.34	11.72	4.73	59.29
1/2/2008 19:07	6.66	55.09	22.22	20.02	63.79	45.20	-247.22	1.53	-6.30	8.36	11.34	4.65	59.29
1/2/2008 19:17	6.57	55.04	22.05	19.82	64.15	49.30	-247.22	0.00	-6.30	8.54	11.81	4.68	59.29
1/2/2008 19:27	6.43	54.89	22.11	19.95	64.43	54.40	-247.22	0.00	-6.30	8.29	11.56	4.62	59.27
1/2/2008 19:37	6.52	55.00	22.04	19.98	63.91	40.10	-245.69	1.53	-6.30	8.38	11.44	4.61	59.30
1/2/2008 19:47	6.66	55.00	22.26	20.25	63.50	40.10	-247.22	0.00	-6.30	8.41	11.48	4.65	59.41
1/2/2008 19:57	6.57	55.20	22.14	19.78	64.61	45.40	-247.22	0.00	-6.30	8.18	11.52	4.65	59.44
1/2/2008 20:07	6.43	55.07	21.97	19.93	64.09	59.50	-247.22	0.00	-6.30	8.43	11.37	4.62	59.41
1/2/2008 20:17	6.53	55.14	22.33	20.07	63.94	64.50	-245.69	1.53	-6.30	8.29	11.51	4.62	59.35
1/2/2008 20:27	6.66	54.91	22.28	20.11	64.15	44.30	-247.22	0.00	-6.30	8.61	11.51	4.56	59.38
1/2/2008 20:37	6.56	55.10	22.26	20.10	64.12	50.00	-247.22	0.00	-6.30	8.46	11.51	4.59	59.22
1/2/2008 20:47	6.43	54.95	22.43	20.10	64.72	48.90	-247.22	1.53	-6.30	8.32	11.48	4.61	59.44
1/2/2008 20:57	6.53	54.97	22.14	19.79	64.12	46.90	-247.22	0.00	-6.30	8.46	11.45	4.55	59.30
1/2/2008 21:07	6.66	54.98	22.23	19.95	64.25	45.50	-247.22	1.53	-6.30	8.53	11.60	4.56	59.38
1/2/2008 21:17	6.56	55.04	22.62	20.01	63.82	39.60	-247.22	0.00	-6.30	8.18	11.49	4.56	59.38
1/2/2008 21:27	6.43	55.07	22.39	20.10	63.82	38.60	-247.22	0.00	-6.30	8.48	11.73	4.53	59.29

DATE/TIME	AT-100V Prod. Water UF Inlet pH	LT-100V UF Feed Tank Level %	PT-100V UF Prefilter Inlet Pres. psig	PT-101V UF Prefilter Outlet Press. psig	PT-102V UF Unit Inlet Press. psig	TT-100V UF Unit Inlet Temp °F	AT-201V UF Unit pH Nano Stor	AT-200V Prod. Water Conductivity micromhos	FT-200V UF Unit Perm. Flow gpm	FT-201V UF Unit Conc. Flow gpm	FT-202V UF Unit Recycle Flow gpm	PT-200V UF Outlet Perm. Pres. psig	PT-201V UF Outlet Conc. Press psig
1/2/2008 21:37	6.53	55.01	22.55	20.45	64.61	54.60	-245.69	1.53	-6.30	8.37	11.31	4.50	59.53
1/2/2008 21:47	6.66	55.01	22.26	19.88	63.96	33.80	-247.22	0.00	-6.30	8.40	11.60	4.36	59.35
1/2/2008 21:57	6.56	55.12	22.26	19.75	63.86	29.20	-247.22	1.53	-6.30	8.32	11.50	4.46	59.33
1/2/2008 22:07	6.43	55.07	22.23	20.34	64.64	38.50	-247.22	1.53	-6.30	8.59	11.37	4.39	59.41
1/2/2008 22:17	6.53	55.07	22.43	19.98	63.82	46.30	-247.22	0.00	-6.30	8.43	11.40	4.41	59.32
1/2/2008 22:27	6.66	55.04	22.23	19.72	63.63	64.00	-213.64	0.00	-6.30	8.52	11.33	4.35	59.33
1/2/2008 22:37	6.56	55.01	22.26	20.10	64.12	48.50	-245.69	0.00	-6.30	8.23	11.43	4.39	59.48
1/2/2008 22:47	6.43	55.21	22.74	20.02	64.20	49.80	-247.22	0.00	-6.30	8.25	11.32	4.41	59.50
1/2/2008 22:57	6.53	55.09	22.66	20.24	63.99	49.90	-247.22	0.00	-6.30	8.30	11.59	4.44	59.39
1/2/2008 23:07	6.67	55.10	22.23	20.08	63.76	39.00	-247.22	0.00	-6.30	8.14	11.40	4.36	59.38
1/2/2008 23:17	6.56	55.01	22.37	19.64	63.80	37.90	-245.69	0.00	-6.30	8.40	11.34	4.29	59.36
1/2/2008 23:27	6.42	55.21	22.68	20.28	64.26	37.00	-247.22	0.00	-6.30	8.37	11.66	4.39	59.55
1/2/2008 23:37	6.54	54.95	22.62	19.93	64.29	41.60	-247.22	0.00	-6.30	8.31	11.40	4.36	59.53
1/2/2008 23:47	6.67	55.07	22.59	19.85	64.35	23.90	-247.22	0.00	-6.30	8.06	11.40	4.26	59.33
1/2/2008 23:57	6.56	54.88	22.46	19.96	64.12	14.10	-247.22	0.00	-6.30	8.26	11.40	4.24	59.41
1/3/2008 0:07	6.42	55.09	22.40	19.95	64.28	40.00	-247.22	0.00	-6.30	8.23	11.46	4.27	59.32
1/3/2008 0:17	6.53	55.04	22.62	20.13	63.83	32.10	-244.16	0.00	-6.30	8.44	11.26	4.21	59.38
1/3/2008 0:27	6.66	55.10	22.66	20.25	63.71	36.20	-247.22	0.00	-6.30	8.24	11.51	4.24	59.38
1/3/2008 0:37	6.56	55.03	22.59	20.13	64.47	60.10	-247.22	0.00	-6.30	8.41	11.28	4.18	59.48
1/3/2008 0:47	6.42	54.98	22.45	19.90	64.21	18.50	3.05	0.00	-6.30	8.38	11.58	4.24	59.50
1/3/2008 0:57	6.52	55.18	22.48	20.10	64.26	25.40	-247.22	0.00	-6.30	8.32	11.51	4.18	59.56
1/3/2008 1:07	6.67	55.01	22.39	20.13	64.09	44.80	-247.22	0.00	-6.30	8.41	11.65	4.18	59.36
1/3/2008 1:17	6.58	55.09	22.40	19.90	64.21	35.10	-247.22	0.00	-6.30	8.29	11.46	4.12	59.26
1/3/2008 1:27	6.42	54.89	22.46	20.04	63.65	37.10	-247.22	0.00	-6.30	8.38	11.51	4.20	59.48
1/3/2008 1:37	6.51	55.01	22.62	20.25	64.46	24.60	-247.22	0.00	-6.30	8.22	11.20	4.21	59.53
1/3/2008 1:47	6.66	54.97	22.60	19.93	64.23	28.40	-247.22	0.00	-6.30	8.41	11.51	4.15	59.41
1/3/2008 1:57	6.60	54.89	22.54	19.96	63.91	27.00	-247.22	0.00	-6.30	8.25	11.55	4.04	59.42
1/3/2008 2:07	6.43	54.88	22.54	20.01	64.25	39.20	-247.22	0.00	-6.30	8.34	11.25	4.01	59.36
1/3/2008 2:17	6.49	55.01	22.42	20.04	64.38	19.20	-247.22	0.00	-6.30	8.33	11.47	4.12	59.50
1/3/2008 2:27	6.65	55.12	22.49	19.76	64.11	50.30	-247.22	0.00	-6.30	8.18	11.40	4.01	59.55
1/3/2008 2:37	6.61	54.91	22.40	19.85	63.91	29.70	-247.22	0.00	-6.30	8.32	11.39	4.03	59.48
1/3/2008 2:47	6.45	55.04	22.59	20.17	64.40	26.50	1.53	0.00	-6.30	8.34	11.40	4.00	59.50
1/3/2008 2:57	6.47	55.04	22.52	20.04	64.64	38.90	-247.22	0.00	-6.30	8.48	11.53	3.92	59.56
1/3/2008 3:07	6.62	55.01	22.63	19.98	64.57	23.20	-247.22	0.00	-6.30	8.27	11.41	3.89	59.42
1/3/2008 3:17	6.63	55.04	22.60	20.16	64.34	22.80	-248.74	0.00	-6.30	8.47	11.37	3.88	59.61
1/3/2008 3:27	6.48	55.15	22.72	19.95	63.96	23.20	-247.22	0.00	-6.30	8.17	11.45	3.82	59.50
1/3/2008 3:37	6.45	54.97	22.49	19.81	64.49	37.00	-247.22	0.00	-6.30	8.33	11.61	3.83	59.65
1/3/2008 3:47	6.61	55.14	22.63	20.11	64.81	22.60	-248.74	0.00	-6.30	8.53	11.68	3.77	59.74
1/3/2008 3:57	6.65	54.85	23.00	20.30	64.60	44.90	-247.22	0.00	-6.30	8.31	11.43	3.78	59.70
1/3/2008 4:07	6.50	55.15	22.81	20.01	64.38	18.50	-248.74	0.00	-6.30	8.28	11.31	3.72	59.68
1/3/2008 4:17	6.43	54.97	22.69	19.90	64.05	32.10	-248.74	0.00	-6.30	8.17	11.33	3.72	59.62
1/3/2008 4:27	6.57	55.10	22.63	20.08	64.28	34.70	-247.22	0.00	-6.30	8.26	11.68	3.68	59.56
1/3/2008 4:37	6.67	55.06	22.46	20.02	64.75	18.00	-248.74	0.00	-6.30	8.14	11.27	3.71	59.59
1/3/2008 4:47	6.54	54.95	22.59	19.88	64.75	25.00	3.05	0.00	-6.30	8.21	11.45	3.78	59.84
1/3/2008 4:57	6.43	54.94	22.83	20.20	64.44	10.30	-247.22	0.00	-6.30	8.16	11.41	3.71	59.77
1/3/2008 5:07	6.54	54.97	22.66	19.84	64.58	31.20	-247.22	0.00	-6.30	8.28	11.46	3.66	59.58
1/3/2008 5:17	6.67	55.14	22.72	20.20	64.37	29.30	-248.74	-1.53	-6.30	8.24	11.32	3.66	59.67
1/3/2008 5:27	6.57	54.89	22.63	19.79	64.43	31.30	-247.22	1.53	-6.30	8.38	11.48	3.63	59.59
1/3/2008 5:37	6.39	54.86	22.78	20.01	64.52	23.20	-248.74	0.00	-6.30	8.23	11.55	3.68	59.61
1/3/2008 5:47	6.52	54.94	22.78	20.01	64.09	25.40	-247.22	0.00	-6.30	8.11	11.36	3.72	59.76
1/3/2008 5:57	6.66	54.89	22.77	20.02	64.84	20.70	-109.87	0.00	-6.30	8.09	11.30	3.60	59.51
1/3/2008 6:07	6.56	54.97	22.69	19.88	64.29	41.10	-248.74	-1.53	-6.30	8.43	11.53	3.65	59.71
1/3/2008 6:17	6.42	55.03	22.77	19.82	64.90	32.30	-248.74	0.00	-6.30	8.21	11.16	3.63	59.67
1/3/2008 6:27	6.53	55.09	22.91	19.95	64.35	2.70	-248.74	-1.53	-6.30	8.16	11.26	3.68	59.74
1/3/2008 6:37	6.67	55.03	22.69	19.98	64.44	11.50	-248.74	0.00	-6.30	8.13	11.41	3.69	59.82
1/3/2008 6:47	6.56	55.06	22.63	20.01	64.20	27.20	-247.22	0.00	-6.30	8.38	11.56	3.71	59.80

DATE/TIME	AT-100V Prod. Water UF Inlet pH	LT-100V UF Feed Tank Level %	PT-100V UF Prefilter Inlet Pres. psig	PT-101V UF Prefilter Outlet Press. psig	PT-102V UF Unit Inlet Press. psig	TT-100V UF Unit Inlet Temp °F	AT-201V UF Unit pH Nano Stor	AT-200V Prod. Water Conductivity micromhos	FT-200V UF Unit Perm. Flow gpm	FT-201V UF Unit Conc. Flow gpm	FT-202V UF Unit Recycle Flow gpm	PT-200V UF Outlet Perm. Pres. psig	PT-201V UF Outlet Conc. Press psig
1/3/2008 6:57	6.42	54.92	22.84	20.17	64.35	20.10	-248.74	0.00	-6.30	8.09	11.60	3.65	59.67
1/3/2008 7:07	6.53	55.04	22.66	20.13	64.44	16.90	-247.22	-1.53	-6.30	8.31	11.38	3.68	59.68
1/3/2008 7:17	6.66	54.83	22.75	19.90	64.05	48.00	-247.22	-1.53	-6.30	8.02	11.70	3.68	59.61
1/3/2008 7:27	6.57	54.86	22.84	20.01	64.23	12.30	-247.22	0.00	-6.30	8.47	11.42	3.69	59.70
1/3/2008 7:37	6.43	54.98	22.94	20.33	64.84	34.40	-248.74	0.00	-6.30	8.47	11.58	3.72	59.73
1/3/2008 7:47	6.53	55.12	22.89	19.93	64.55	9.40	-248.74	0.00	-6.30	8.30	11.54	3.68	59.65
1/3/2008 7:57	6.66	54.95	22.78	20.07	64.57	39.10	-247.22	0.00	-6.30	8.31	11.53	3.68	59.55
1/3/2008 8:07	6.60	50.68	23.06	20.07	68.67	16.80	-247.22	0.00	-6.30	13.95	15.76	12.77	58.14
1/3/2008 8:17	6.69	54.95	22.98	19.79	67.94	15.60	-248.74	0.00	-6.30	13.94	16.49	14.88	57.07
1/3/2008 8:27	6.50	55.23	23.42	20.46	68.40	32.10	-247.22	0.00	-6.30	13.52	16.75	15.17	57.49
1/3/2008 8:37	6.49	55.17	23.49	20.01	67.60	31.20	-248.74	0.00	-6.30	14.05	16.72	15.02	57.49
1/3/2008 8:47	6.57	55.17	23.20	19.88	67.89	28.70	-247.22	0.00	-6.30	13.86	16.57	14.68	57.41
1/3/2008 8:57	6.58	55.06	23.29	20.07	67.82	26.30	-247.22	0.00	-6.30	13.77	16.91	14.39	57.35
1/3/2008 9:07	6.54	54.83	23.45	20.14	68.21	39.00	-245.69	-1.53	-6.30	13.98	17.00	14.44	57.65
1/3/2008 9:17	6.53	54.98	23.50	19.99	68.01	34.40	-247.22	0.00	-6.30	13.96	16.95	14.07	57.41
1/3/2008 9:27	6.55	54.86	23.45	19.73	67.95	40.40	-247.22	0.00	-6.30	13.81	16.81	13.80	57.50
1/3/2008 9:37	6.56	55.03	23.55	19.88	67.95	35.20	-247.22	0.00	-6.30	14.05	16.63	13.64	57.61
1/3/2008 9:47	6.54	54.94	23.76	20.07	68.27	43.00	-247.22	0.00	-6.30	14.10	16.82	13.41	57.64
1/3/2008 9:57	6.55	55.09	23.55	19.72	67.69	30.60	-247.22	0.00	-6.30	14.46	17.20	13.08	57.68
1/3/2008 10:07	6.55	54.98	23.70	19.81	68.09	43.90	-247.22	0.00	-6.30	14.16	16.56	12.83	57.62
1/3/2008 10:17	6.55	55.07	24.05	20.22	68.08	45.50	-157.18	0.00	-6.30	13.47	16.83	12.71	57.76
1/3/2008 10:27	6.54	55.17	23.91	20.28	68.12	42.70	-247.22	0.00	-6.30	13.87	16.93	12.57	57.81
1/3/2008 10:37	6.55	54.97	24.07	20.01	67.72	53.20	-247.22	0.00	-6.30	13.69	16.74	12.38	57.84
1/3/2008 10:47	6.55	55.04	23.87	20.04	68.09	33.60	-247.22	0.00	-6.30	13.79	16.77	12.07	57.81
1/3/2008 10:57	6.55	55.00	24.08	20.40	68.53	68.30	-247.22	0.00	-6.30	13.65	16.53	11.99	57.91
1/3/2008 11:07	6.54	54.94	24.07	20.05	68.41	66.80	-247.22	0.00	-6.30	13.78	16.68	11.89	57.78
1/3/2008 11:17	6.55	54.81	24.20	19.79	68.56	54.50	-247.22	1.53	-6.30	14.18	16.94	11.77	57.96
1/3/2008 11:27	6.54	55.00	24.48	20.14	68.43	57.20	-247.22	0.00	-6.30	14.01	17.03	11.41	57.88
1/3/2008 11:37	6.54	54.86	24.13	20.07	68.03	34.30	-245.69	0.00	-6.30	13.84	16.82	11.38	57.88
1/3/2008 11:47	6.55	54.94	24.07	20.05	67.89	51.50	-247.22	1.53	-6.30	13.72	16.74	11.16	57.68
1/3/2008 11:57	6.56	55.07	24.51	20.08	68.18	66.50	-247.22	1.53	-6.30	13.76	17.03	10.99	57.88
1/3/2008 12:07	6.55	55.01	24.08	20.10	67.94	70.70	-247.22	1.53	-6.30	13.49	16.76	10.77	57.81
1/3/2008 12:17	6.55	54.94	24.16	19.78	68.20	54.80	-245.69	1.53	-6.30	14.19	16.73	10.59	57.76
1/3/2008 12:27	6.55	54.80	24.36	19.98	68.41	75.90	-245.69	0.00	-6.30	13.54	16.96	10.41	57.82
1/3/2008 12:37	6.55	54.94	24.48	20.14	67.72	67.70	-245.69	1.53	-6.30	13.67	16.65	10.35	57.99
1/3/2008 12:47	6.55	55.10	24.52	19.72	67.60	74.60	-247.22	1.53	-6.30	14.00	17.30	10.16	57.87
1/3/2008 12:57	6.55	54.91	24.69	20.42	68.37	57.30	-245.69	1.53	-6.30	13.63	17.17	10.06	58.03
1/3/2008 13:07	6.55	55.10	24.51	19.93	68.15	60.20	-247.22	1.53	-6.30	14.11	16.92	9.81	57.85
1/3/2008 13:17	6.55	55.01	24.66	20.19	68.38	71.60	-245.69	1.53	-6.30	14.18	16.98	9.80	58.14
1/3/2008 13:27	6.55	55.00	24.72	20.02	68.27	64.60	-245.69	1.53	-6.30	14.14	16.69	9.66	58.14
1/3/2008 13:37	6.54	55.18	24.54	19.75	68.26	66.50	-247.22	0.00	-6.30	13.73	17.02	9.25	58.08
1/3/2008 13:47	6.55	54.80	24.90	20.45	68.61	55.10	-245.69	1.53	-6.30	13.59	17.18	9.16	58.13
1/3/2008 13:57	6.54	54.92	24.54	19.73	68.29	66.50	-245.69	0.00	-6.30	13.98	16.81	8.87	57.90
1/3/2008 14:07	6.55	55.12	24.86	20.19	68.37	65.80	4.58	1.53	-6.30	13.96	16.86	8.94	58.16
1/3/2008 14:17	6.55	55.03	24.75	19.75	68.92	78.10	-245.69	1.53	-6.30	13.76	16.63	8.85	58.17
1/3/2008 14:27	6.55	55.00	24.84	19.95	68.18	63.90	-245.69	1.53	-6.30	14.10	17.02	8.77	58.00
1/3/2008 14:37	6.55	54.85	24.83	20.52	67.94	65.60	-245.69	1.53	-6.30	14.16	17.07	8.56	58.02
1/3/2008 14:47	6.55	55.00	24.60	19.93	67.63	79.70	-247.22	1.53	-6.30	13.87	17.13	8.41	57.68
1/3/2008 14:57	6.55	54.92	24.80	19.79	68.47	84.20	-245.69	1.53	-6.30	14.03	16.77	8.44	57.82
1/3/2008 15:07	6.55	55.00	24.94	20.19	68.29	79.30	-245.69	1.53	-6.30	13.89	16.64	8.41	57.97
1/3/2008 15:17	6.55	55.06	25.13	19.96	67.79	84.90	-245.69	1.53	-6.30	13.63	16.91	8.38	58.17
1/3/2008 15:27	6.55	55.10	25.00	19.55	68.30	87.00	-245.69	1.53	-6.30	14.18	16.86	8.27	57.93
1/3/2008 15:37	6.55	55.03	25.23	19.72	68.30	102.70	-245.69	1.53	-6.30	14.03	16.83	8.13	58.08
1/3/2008 15:47	6.55	55.01	25.01	19.99	68.30	69.70	-245.69	1.53	-6.30	13.77	17.13	7.98	57.84
1/3/2008 15:57	6.54	54.85	25.09	20.11	68.12	79.40	-245.69	1.53	-6.30	14.14	16.97	8.07	58.02
1/3/2008 16:07	6.55	54.91	25.27	19.98	67.82	76.60	-245.69	1.53	-6.30	13.78	18.44	8.12	57.24

DATE/TIME	AT-100V Prod. Water UF Inlet pH	LT-100V UF Feed Tank Level %	PT-100V UF Prefilter Inlet Pres. psig	PT-101V UF Prefilter Outlet Press. psig	PT-102V UF Unit Inlet Press. psig	TT-100V UF Unit Inlet Temp °F	AT-201V UF Unit pH Nano Stor	AT-200V Prod. Water Conductivity micromhos	FT-200V UF Unit Perm. Flow gpm	FT-201V UF Unit Conc. Flow gpm	FT-202V UF Unit Recycle Flow gpm	PT-200V UF Outlet Perm. Pres. psig	PT-201V UF Outlet Conc. Press psig
1/3/2008 16:17	6.55	55.06	25.19	20.28	68.30	73.30	-245.69	1.53	-6.30	13.72	18.31	7.95	56.95
1/3/2008 16:27	6.55	55.03	25.24	19.96	68.37	54.70	-245.69	1.53	-6.30	14.07	18.34	8.06	56.92
1/3/2008 16:37	6.54	54.94	25.35	19.38	67.59	75.40	-245.69	1.53	-6.30	14.22	18.44	7.97	56.72
1/3/2008 16:47	6.55	54.92	25.24	19.61	67.39	83.90	-245.69	1.53	-6.30	14.01	18.12	7.90	56.80
1/3/2008 16:57	6.55	54.91	25.59	20.45	67.82	68.40	-245.69	1.53	-6.30	13.93	18.46	8.03	57.16
1/3/2008 17:07	6.54	55.06	25.42	19.56	68.12	70.60	-245.69	1.53	-6.30	14.01	18.44	7.86	56.72
1/3/2008 17:17	6.55	55.07	25.59	20.51	67.89	54.60	-245.69	1.53	-6.30	14.00	18.43	7.98	57.15
1/3/2008 17:27	6.55	54.94	25.41	19.88	67.69	73.50	-245.69	1.53	-6.30	13.82	18.72	7.74	56.69
1/3/2008 17:37	6.55	55.03	25.52	19.78	67.63	98.00	-245.69	1.53	-6.30	13.58	18.72	7.74	56.78
1/3/2008 17:47	6.55	54.92	25.45	19.70	67.85	87.50	-245.69	1.53	-6.30	13.73	18.33	7.83	56.69
1/3/2008 17:57	6.55	55.06	25.73	20.13	67.92	58.00	-245.69	1.53	-6.30	13.96	18.29	7.92	57.04
1/3/2008 18:07	6.55	55.03	25.84	20.08	67.94	67.80	-245.69	1.53	-6.30	13.84	18.59	7.77	56.87
1/3/2008 18:17	6.55	54.98	25.77	19.91	68.09	66.10	-245.69	1.53	-6.30	13.69	18.07	7.66	56.98
1/3/2008 18:27	6.55	55.01	25.64	19.81	67.92	57.50	-245.69	3.05	-6.30	13.61	18.36	7.57	57.01
1/3/2008 18:37	6.55	55.06	25.61	19.85	67.74	49.80	-245.69	3.05	-6.30	13.96	18.20	7.55	56.98
1/3/2008 18:47	6.55	55.01	25.94	20.40	68.34	56.90	-247.22	1.53	-6.30	13.71	18.60	7.46	56.95
1/3/2008 18:57	6.55	55.04	25.85	19.62	68.14	57.50	-245.69	1.53	-6.30	13.80	19.06	7.61	57.03
1/3/2008 19:07	6.55	55.07	25.85	20.10	68.11	57.20	-245.69	1.53	-6.30	13.95	18.37	7.40	56.94
1/3/2008 19:17	6.54	55.00	26.40	19.84	68.27	66.70	-245.69	1.53	-6.30	13.97	18.66	7.51	56.95
1/3/2008 19:27	6.55	54.97	25.99	19.96	67.79	55.60	-245.69	0.00	-6.30	13.69	18.59	7.31	56.87
1/3/2008 19:37	6.54	55.15	26.22	20.14	67.80	44.90	-247.22	1.53	-6.30	13.73	18.67	7.32	56.94
1/3/2008 19:47	6.55	55.06	26.38	20.45	68.21	71.10	-247.22	1.53	-6.30	13.45	18.76	7.39	57.09
1/3/2008 19:57	6.55	55.01	26.31	19.87	68.06	59.70	-247.22	1.53	-6.30	14.06	18.41	7.34	56.86
1/3/2008 20:07	6.55	55.06	26.43	20.14	67.85	59.60	-245.69	1.53	-6.30	13.99	18.22	7.51	57.35
1/3/2008 20:17	6.54	55.06	26.16	20.46	67.82	53.20	-245.69	1.53	-6.30	13.63	18.86	7.28	56.92
1/3/2008 20:27	6.55	54.98	26.40	20.01	68.06	53.90	-245.69	1.53	-6.30	13.71	18.59	7.32	56.92
1/3/2008 20:37	6.55	55.04	26.43	20.04	67.63	50.10	-245.69	0.00	-6.30	13.65	18.61	7.29	57.01
1/3/2008 20:47	6.55	55.00	26.14	19.93	67.59	52.30	-245.69	1.53	-6.30	13.63	18.63	7.28	56.86
1/3/2008 20:57	6.54	54.95	26.54	19.38	67.88	77.30	-247.22	1.53	-6.30	13.80	18.57	7.17	56.71
1/3/2008 21:07	6.55	55.00	26.20	19.49	67.71	58.30	-245.69	1.53	-6.30	13.63	18.91	7.20	56.84
1/3/2008 21:17	6.55	54.89	26.63	19.88	68.63	66.50	-247.22	1.53	-6.30	13.81	18.55	7.19	57.01
1/3/2008 21:27	6.55	54.98	26.22	19.87	68.14	49.80	-245.69	0.00	-6.30	13.73	18.50	7.16	56.95
1/3/2008 21:37	6.54	54.95	26.26	19.87	68.00	55.50	-245.69	1.53	-6.30	13.68	18.34	7.14	56.83
1/3/2008 21:47	6.55	54.91	26.77	20.07	68.18	42.70	-247.22	1.53	-6.30	13.83	18.45	7.08	57.12
1/3/2008 21:57	6.55	55.00	26.83	20.16	67.77	57.50	-245.69	0.00	-6.30	13.86	18.40	7.08	57.20
1/3/2008 22:07	6.54	55.01	26.81	20.17	67.89	51.20	-247.22	1.53	-6.30	13.79	18.17	6.82	56.84
1/3/2008 22:17	6.55	55.03	26.52	20.39	68.08	49.70	-245.69	1.53	-6.30	14.05	18.50	6.75	56.98
1/3/2008 22:27	6.55	55.04	27.32	20.04	68.05	47.10	-247.22	1.53	-6.30	13.80	18.41	6.81	57.03
1/3/2008 22:37	6.55	55.10	26.69	20.02	68.17	52.70	-247.22	1.53	-6.30	13.81	18.27	6.64	56.91
1/3/2008 22:47	6.55	54.97	26.71	20.34	67.95	49.10	-245.69	1.53	-6.30	13.62	18.36	6.71	57.03
1/3/2008 22:57	6.55	55.14	27.00	19.76	68.24	50.20	-247.22	1.53	-6.30	13.91	18.90	6.73	57.13
1/3/2008 23:07	6.55	54.95	27.04	20.04	68.79	39.60	-247.22	0.00	-6.30	13.74	18.67	6.56	57.04
1/3/2008 23:17	6.55	55.07	26.64	19.52	67.91	45.80	-245.69	0.00	-6.30	14.01	18.68	6.56	57.00
1/3/2008 23:27	6.55	55.10	26.78	19.87	67.86	49.70	-247.22	1.53	-6.30	13.69	18.47	6.56	57.12
1/3/2008 23:37	6.54	55.04	26.83	19.52	67.77	51.80	-247.22	1.53	-6.30	13.61	18.68	6.47	56.95
1/3/2008 23:47	6.55	55.00	27.42	19.90	68.05	53.50	-247.22	1.53	-6.30	13.74	18.63	6.42	57.20
1/3/2008 23:57	6.55	54.98	27.16	19.93	68.00	48.30	3.05	0.00	-6.30	13.76	18.11	6.50	57.29
1/4/2008 0:07	6.55	54.97	27.27	19.75	68.78	54.40	-245.69	1.53	-6.30	13.86	18.41	6.55	57.38
1/4/2008 0:17	6.55	55.06	27.48	20.16	68.35	49.80	-247.22	0.00	-6.30	13.49	18.20	6.50	57.33
1/4/2008 0:27	6.55	55.09	27.35	20.28	68.34	41.70	-247.22	1.53	-6.30	13.93	18.68	6.32	56.98
1/4/2008 0:37	6.55	55.07	27.10	20.22	68.17	45.00	-247.22	1.53	-6.30	13.95	18.35	6.41	57.29
1/4/2008 0:47	6.55	54.91	27.09	19.49	68.14	55.50	-245.69	1.53	-6.30	13.61	18.23	6.21	56.98
1/4/2008 0:57	6.54	55.04	27.16	20.24	68.21	42.40	-247.22	0.00	-6.30	14.00	18.65	6.26	57.10
1/4/2008 1:07	6.55	55.07	27.03	19.87	68.53	43.90	-247.22	0.00	-6.30	14.04	18.70	6.29	56.97
1/4/2008 1:17	6.55	55.00	27.36	20.02	68.15	35.70	-245.69	1.53	-6.30	13.71	18.79	6.24	56.91
1/4/2008 1:27	6.55	54.94	27.18	19.52	67.88	41.50	-245.69	1.53	-6.30	13.63	18.68	6.26	56.92

DATE/TIME	AT-100V Prod. Water UF Inlet pH	LT-100V UF Feed Tank Level %	PT-100V UF Prefilter Inlet Pres. psig	PT-101V UF Prefilter Outlet Press. psig	PT-102V UF Unit Inlet Press. psig	TT-100V UF Unit Inlet Temp °F	AT-201V UF Unit pH Nano Stor	AT-200V Prod. Water Conductivity micromhos	FT-200V UF Unit Perm. Flow gpm	FT-201V UF Unit Conc. Flow gpm	FT-202V UF Unit Recycle Flow gpm	PT-200V UF Outlet Perm. Pres. psig	PT-201V UF Outlet Conc. Press psig
1/4/2008 1:37	6.55	55.00	27.42	20.10	68.01	41.10	-247.22	1.53	-6.30	13.86	18.70	6.39	57.12
1/4/2008 1:47	6.55	55.00	27.71	20.36	68.00	53.30	-247.22	0.00	-6.30	13.61	18.39	6.24	57.06
1/4/2008 1:57	6.54	54.97	27.51	19.70	68.15	53.80	-247.22	0.00	-6.30	13.65	18.77	6.35	57.15
1/4/2008 2:07	6.55	55.09	27.29	19.49	68.00	47.40	-247.22	0.00	-6.30	13.76	18.09	6.24	57.04
1/4/2008 2:17	6.55	55.01	27.62	19.91	68.12	42.80	-247.22	0.00	-6.30	13.59	18.55	6.35	57.16
1/4/2008 2:27	6.55	54.98	27.79	20.45	68.37	46.50	-245.69	0.00	-6.30	13.85	18.25	6.20	56.95
1/4/2008 2:37	6.55	54.94	27.77	19.85	68.18	47.30	-247.22	1.53	-6.30	13.71	18.27	6.26	56.92
1/4/2008 2:47	6.55	55.03	27.91	20.20	68.06	49.30	-245.69	0.00	-6.30	13.86	18.46	6.33	57.10
1/4/2008 2:57	6.54	55.09	28.09	20.24	68.03	48.50	-247.22	1.53	-6.30	13.67	18.48	6.44	57.42
1/4/2008 3:07	6.55	55.07	28.06	19.91	67.91	37.10	-245.69	1.53	-6.30	13.57	18.83	6.24	56.98
1/4/2008 3:17	6.55	54.86	27.94	19.73	68.26	48.70	-247.22	0.00	-6.31	13.71	18.29	6.27	57.18
1/4/2008 3:27	6.55	54.92	28.57	20.63	67.74	48.10	-245.69	0.00	-6.30	13.90	18.65	6.27	56.98
1/4/2008 3:37	6.55	55.01	27.96	19.78	67.92	50.90	-247.22	0.00	-6.30	13.66	18.62	6.18	57.06
1/4/2008 3:47	6.54	55.03	28.14	20.20	68.21	52.30	-247.22	1.53	-6.30	13.63	18.07	6.18	57.29
1/4/2008 3:57	6.54	54.98	28.22	19.55	68.09	51.70	-247.22	1.53	-6.30	13.55	18.44	6.13	57.04
1/4/2008 4:07	6.54	54.92	28.19	19.96	67.85	61.70	-247.22	0.00	-6.30	13.90	18.47	6.07	56.81
1/4/2008 4:17	6.55	54.94	28.00	19.76	68.44	61.50	3.05	1.53	-6.30	13.93	18.42	6.09	56.98
1/4/2008 4:27	6.55	55.12	28.31	20.14	68.30	67.80	-245.69	1.53	-6.30	13.83	18.74	6.17	57.13
1/4/2008 4:37	6.54	55.07	28.54	19.85	68.29	73.90	-247.22	1.53	-6.30	13.78	18.70	6.18	57.26
1/4/2008 4:47	6.55	55.12	28.25	20.16	67.47	84.50	-247.22	1.53	-6.30	13.54	18.35	6.09	56.84
1/4/2008 4:57	6.55	54.98	28.67	20.43	68.30	61.40	-247.22	1.53	-6.30	13.92	18.54	6.04	56.98
1/4/2008 5:07	6.56	55.00	28.09	19.58	68.01	78.40	-247.22	1.53	-6.30	14.01	18.34	6.03	56.74
1/4/2008 5:17	6.55	55.04	28.51	19.67	67.51	71.10	-245.69	1.53	-6.30	13.74	18.61	6.07	56.83
1/4/2008 5:27	6.54	54.98	28.63	20.36	68.23	60.50	-245.69	1.53	-6.30	13.90	18.60	5.97	57.07
1/4/2008 5:37	6.55	54.91	28.70	19.70	67.94	63.00	-245.69	1.53	-6.30	13.82	17.90	6.03	57.09
1/4/2008 5:47	6.55	54.94	28.57	19.72	67.95	74.50	-245.69	1.53	-6.30	13.65	18.77	6.00	57.07
1/4/2008 5:57	6.55	55.07	28.70	20.28	67.80	64.40	-247.22	1.53	-6.30	14.00	18.49	5.98	56.98
1/4/2008 6:07	6.55	55.04	28.32	19.40	67.68	69.60	-245.69	1.53	-6.30	13.83	18.41	5.83	56.72
1/4/2008 6:17	6.54	55.04	29.12	20.20	68.46	80.50	-245.69	1.53	-6.30	14.02	18.35	6.01	57.03
1/4/2008 6:27	6.55	55.15	28.72	19.95	67.88	80.30	-245.69	1.53	-6.30	13.69	18.24	6.00	57.06
1/4/2008 6:37	6.55	55.01	29.16	20.46	68.35	84.50	-245.69	1.53	-6.30	14.20	18.24	6.03	57.12
1/4/2008 6:47	6.55	54.97	28.70	19.91	68.44	82.60	-245.69	1.53	-6.30	14.09	18.54	5.94	57.13
1/4/2008 6:57	6.55	55.04	28.84	20.45	68.14	70.50	-245.69	1.53	-6.30	13.90	18.48	5.88	56.84
1/4/2008 7:07	6.55	55.07	28.95	19.99	68.44	80.80	-245.69	1.53	-6.30	13.73	18.24	6.03	57.15
1/4/2008 7:17	6.55	54.88	28.69	19.99	68.43	65.20	-247.22	1.53	-6.30	14.19	18.41	5.80	56.81
1/4/2008 7:27	6.55	55.15	29.10	20.17	68.14	70.20	-245.69	1.53	-6.30	13.76	18.72	5.83	56.84
1/4/2008 7:37	6.54	55.00	29.13	19.87	68.00	89.70	-245.69	1.53	-6.30	14.08	18.97	5.89	57.15
1/4/2008 7:47	6.55	54.88	29.65	20.42	68.67	77.90	-245.69	1.53	-6.30	14.06	18.22	5.97	57.13
1/4/2008 7:57	6.55	54.91	29.06	20.42	68.27	87.30	-245.69	1.53	-6.30	14.06	18.71	5.83	56.97
1/4/2008 8:07	6.54	55.03	29.42	20.17	68.67	68.10	-247.22	1.53	-6.30	13.50	18.57	5.88	57.20
1/4/2008 8:17	6.55	55.09	29.01	20.05	67.83	79.90	-245.69	1.53	-6.30	13.92	18.25	5.62	57.00
1/4/2008 8:27	6.55	54.89	29.24	19.82	68.35	72.30	-245.69	3.05	-6.30	13.79	18.27	5.78	57.35
1/4/2008 8:37	6.55	55.04	29.33	19.79	67.69	82.00	-245.69	1.53	-6.30	14.01	18.44	5.55	56.78
1/4/2008 8:47	6.54	54.80	29.41	20.04	67.74	80.40	-245.69	1.53	-6.30	13.80	18.52	5.65	57.00
1/4/2008 8:57	6.55	54.95	29.35	19.49	68.55	72.10	-245.69	1.53	-6.30	13.90	18.82	5.57	57.04
1/4/2008 9:07	6.55	54.98	29.70	19.85	68.46	49.90	-244.16	1.53	-6.30	13.94	18.71	5.65	57.24
1/4/2008 9:17	6.54	54.94	29.57	20.60	68.26	51.00	-244.16	1.53	-6.30	13.83	18.70	5.55	57.07
1/4/2008 9:27	6.55	54.81	29.15	19.61	68.18	70.10	-245.69	1.53	-6.30	14.15	18.36	5.37	57.03
1/4/2008 9:37	6.55	55.06	30.12	20.04	68.47	76.30	-245.69	1.53	-6.30	13.58	18.14	5.57	57.18
1/4/2008 9:47	6.54	54.86	29.35	19.79	67.74	85.10	-245.69	3.05	-6.30	13.61	18.62	5.34	56.78
1/4/2008 9:57	6.55	54.91	29.62	20.11	68.55	89.60	-245.69	1.53	-6.30	13.51	18.73	5.42	56.83
1/4/2008 10:07	6.55	54.94	30.32	20.36	68.15	72.90	-244.16	1.53	-6.30	13.53	18.85	5.60	57.24
1/4/2008 10:17	6.55	55.01	29.88	20.19	67.91	113.90	-245.69	3.05	-6.30	13.95	18.75	5.45	56.92
1/4/2008 10:27	6.55	55.01	29.70	19.93	67.85	89.30	-244.16	1.53	-6.30	13.83	18.18	5.48	57.06
1/4/2008 10:37	6.54	55.04	29.71	19.84	68.55	105.60	-245.69	1.53	-6.30	13.76	18.52	5.55	56.89
1/4/2008 10:47	6.55	55.06	29.80	20.04	68.12	88.00	-245.69	1.53	-6.30	13.95	18.58	5.49	57.16

DATE/TIME	AT-100V Prod. Water UF Inlet pH	LT-100V UF Feed Tank Level %	PT-100V UF Prefilter Inlet Pres. psig	PT-101V UF Prefilter Outlet Press. psig	PT-102V UF Unit Inlet Press. psig	TT-100V UF Unit Inlet Temp °F	AT-201V UF Unit pH Nano Stor	AT-200V Prod. Water Conductivity micromhos	FT-200V UF Unit Perm. Flow gpm	FT-201V UF Unit Conc. Flow gpm	FT-202V UF Unit Recycle Flow gpm	PT-200V UF Outlet Perm. Pres. psig	PT-201V UF Outlet Conc. Press psig
1/4/2008 10:57	6.55	55.04	30.22	20.02	68.00	81.80	-245.69	1.53	-6.30	13.61	18.10	5.59	57.21
1/4/2008 11:07	6.54	54.92	30.32	19.90	68.17	91.10	-245.69	3.05	-6.30	13.64	18.35	5.54	57.06
1/4/2008 11:17	6.55	54.88	30.17	20.10	68.03	83.20	-245.69	1.53	-6.30	13.70	18.55	5.66	57.15
1/4/2008 11:27	6.55	54.95	29.86	19.99	68.14	93.60	-245.69	1.53	-6.30	14.28	18.58	5.43	57.03
1/4/2008 11:37	6.54	55.03	30.38	20.33	68.34	89.50	-245.69	3.05	-6.30	13.67	18.38	5.65	57.00
1/4/2008 11:47	6.55	55.10	30.06	20.04	68.27	104.50	-245.69	1.53	-6.30	13.70	18.05	5.63	57.24
1/4/2008 11:57	6.55	54.98	30.00	19.88	68.41	84.10	-245.69	3.05	-6.30	13.76	18.32	5.65	57.15
1/4/2008 12:07	6.51	55.07	30.17	19.53	67.65	89.00	-244.16	3.05	-6.30	13.99	18.25	5.60	56.77
1/4/2008 12:17	6.56	55.20	30.20	19.44	67.76	104.50	-245.69	1.53	-6.30	13.52	18.52	5.65	57.04
1/4/2008 12:27	6.56	55.03	30.41	20.17	68.30	95.00	-244.16	3.05	-6.30	13.99	18.42	5.62	56.83
1/4/2008 12:37	6.53	54.86	30.49	19.78	68.17	84.50	-245.69	3.05	-6.30	13.94	18.78	5.68	56.80
1/4/2008 12:47	6.54	55.00	30.66	20.19	68.32	109.80	-245.69	1.53	-6.30	13.43	18.41	5.72	57.06
1/4/2008 12:57	6.57	55.21	30.70	19.95	68.40	81.50	-245.69	3.05	-6.30	14.09	18.46	5.63	56.86
1/4/2008 13:07	6.55	54.95	30.22	19.59	67.71	106.00	-244.16	3.05	-6.30	13.80	18.10	5.62	56.80
1/4/2008 13:17	6.55	54.86	30.92	20.19	68.26	89.10	-244.16	3.05	-6.30	13.73	18.84	5.69	56.92
1/4/2008 13:27	6.55	55.04	31.04	20.33	68.64	98.60	-245.69	3.05	-6.30	13.70	18.42	5.66	56.92
1/4/2008 13:37	6.55	54.98	30.90	20.05	68.47	89.50	-244.16	3.05	-6.30	13.92	18.53	5.71	57.06
1/4/2008 13:47	6.55	55.03	31.02	20.10	68.34	109.00	-245.69	3.05	-6.30	13.79	18.42	5.66	56.86
1/4/2008 13:57	6.54	54.86	31.34	20.54	68.47	99.10	-245.69	1.53	-6.30	14.03	18.70	5.68	56.72
1/4/2008 14:07	6.55	54.98	31.16	19.85	67.57	98.20	-244.16	3.05	-6.30	13.97	18.50	5.72	56.72
1/4/2008 14:17	6.55	54.92	30.89	20.13	68.14	102.10	-245.69	3.05	-6.30	13.91	18.59	5.75	56.86
1/4/2008 14:27	6.55	54.86	31.34	20.52	68.20	102.20	-244.16	3.05	-6.30	13.68	18.77	5.88	57.00
1/4/2008 14:37	6.54	55.06	31.53	19.91	68.49	96.70	-245.69	3.05	-6.30	14.05	18.31	5.94	57.21
1/4/2008 14:47	6.55	54.86	31.10	20.20	67.97	112.30	-245.69	3.05	-6.30	13.46	18.15	5.86	56.72
1/4/2008 14:57	6.55	55.04	31.42	20.19	68.01	115.30	-244.16	3.05	-6.30	13.80	18.64	5.84	56.84
1/4/2008 15:07	6.56	55.01	31.30	19.90	67.66	95.60	-245.69	1.53	-6.30	13.80	18.99	5.89	56.92
1/4/2008 15:17	6.55	55.00	31.51	20.07	68.12	104.50	-244.16	3.05	-6.30	14.20	17.92	5.84	57.01
1/4/2008 15:27	6.54	54.97	31.88	20.14	68.24	98.50	-244.16	3.05	-6.30	13.94	18.62	5.92	57.12
1/4/2008 15:37	6.55	55.10	31.62	20.46	68.43	107.90	-245.69	3.05	-6.30	14.06	18.39	5.89	57.26
1/4/2008 15:47	6.55	54.88	31.83	20.13	67.92	107.70	-244.16	4.58	-6.30	13.94	18.30	5.80	57.00
1/4/2008 15:57	6.56	55.09	31.65	19.75	67.95	112.80	-244.16	3.05	-6.30	14.11	18.43	5.60	56.92
1/4/2008 16:07	6.55	55.09	31.68	20.07	68.43	111.30	-244.16	3.05	-6.30	13.95	18.40	5.57	56.81
1/4/2008 16:17	6.55	55.00	32.20	19.93	67.83	93.40	-244.16	3.05	-6.30	13.98	18.70	5.72	56.86
1/4/2008 16:27	6.55	55.07	32.20	19.98	68.41	99.60	-244.16	3.05	-6.30	14.22	18.30	5.65	57.35
1/4/2008 16:37	6.55	54.92	31.95	19.87	68.29	100.50	-245.69	3.05	-6.30	13.78	18.22	5.49	56.92
1/4/2008 16:47	6.55	55.07	31.95	19.76	67.97	95.90	-245.69	3.05	-6.30	13.93	18.79	5.48	56.86
1/4/2008 16:57	6.56	54.91	32.18	20.30	68.26	92.70	-244.16	3.05	-6.30	13.46	18.26	5.54	57.10
1/4/2008 17:07	6.56	54.91	32.12	20.13	68.24	92.20	-244.16	3.05	-6.30	14.40	18.30	5.42	56.86
1/4/2008 17:17	6.55	54.98	32.38	19.91	67.76	101.10	-245.69	3.05	-6.30	13.88	17.83	5.40	56.98
1/4/2008 17:27	6.55	54.95	32.50	20.07	68.09	107.00	-244.16	3.05	-6.30	13.91	18.41	5.23	56.74
1/4/2008 17:37	6.57	55.06	32.34	19.88	67.74	82.80	-245.69	3.05	-6.30	13.88	18.65	5.31	56.83
1/4/2008 17:47	6.55	55.03	32.72	20.30	68.23	88.10	-245.69	3.05	-6.30	13.96	18.17	5.33	56.98
1/4/2008 17:57	6.54	54.94	32.76	20.20	68.32	85.20	-245.69	3.05	-6.30	14.05	18.40	5.39	57.01
1/4/2008 18:07	6.55	55.00	32.99	20.14	68.09	78.30	-244.16	1.53	-6.30	13.75	18.17	5.28	57.03
1/4/2008 18:17	6.57	55.07	32.89	19.96	68.09	89.80	-244.16	3.05	-6.30	14.08	18.25	5.26	56.72
1/4/2008 18:27	6.55	54.97	32.55	20.20	68.24	100.20	-245.69	3.05	-6.30	13.89	18.43	5.37	56.87
1/4/2008 18:37	6.54	55.09	32.73	19.88	68.29	89.80	-245.69	1.53	-6.30	13.84	18.52	5.20	56.65
1/4/2008 18:47	6.55	54.91	33.30	20.28	68.53	79.40	-244.16	3.05	-6.30	13.98	18.24	5.46	57.10
1/4/2008 18:57	6.55	55.07	32.60	19.73	67.82	91.70	-245.69	1.53	-6.30	13.86	18.52	5.25	56.74
1/4/2008 19:07	6.55	54.88	33.19	20.36	68.37	95.90	-244.16	3.05	-6.30	13.96	18.32	5.40	56.89
1/4/2008 19:17	6.54	54.98	32.95	20.08	67.79	82.30	-245.69	3.05	-6.30	14.27	18.64	5.31	56.92
1/4/2008 19:27	6.56	54.98	32.66	19.52	67.47	75.00	-245.69	1.53	-6.30	13.92	18.39	5.30	56.98
1/4/2008 19:37	6.55	55.00	32.82	19.95	67.77	90.60	-245.69	3.05	-6.30	13.73	18.65	5.36	56.72
1/4/2008 19:47	6.54	55.03	32.67	19.85	67.63	74.50	-244.16	3.05	-6.30	14.00	18.27	5.20	56.80
1/4/2008 19:57	6.55	55.07	33.53	20.39	68.26	82.00	-244.16	3.05	-6.30	13.84	18.24	5.48	57.13
1/4/2008 20:07	6.55	54.98	33.34	20.30	68.01	83.50	-245.69	3.05	-6.30	14.09	18.24	5.31	56.77

DATE/TIME	AT-100V Prod. Water UF Inlet pH	LT-100V UF Feed Tank Level %	PT-100V UF Prefilter Inlet Pres. psig	PT-101V UF Prefilter Outlet Press. psig	PT-102V UF Unit Inlet Press. psig	TT-100V UF Unit Inlet Temp °F	AT-201V UF Unit pH Nano Stor	AT-200V Prod. Water Conductivity micromhos	FT-200V UF Unit Perm. Flow gpm	FT-201V UF Unit Conc. Flow gpm	FT-202V UF Unit Recycle Flow gpm	PT-200V UF Outlet Perm. Pres. psig	PT-201V UF Outlet Conc. Press psig
1/4/2008 20:17	6.54	54.91	33.10	19.72	67.57	77.70	-244.16	1.53	-6.30	14.02	18.20	5.40	56.80
1/4/2008 20:27	6.55	55.10	33.05	19.62	67.63	81.30	-245.69	3.05	-6.30	14.06	18.77	5.37	56.72
1/4/2008 20:37	6.55	55.07	33.54	20.24	68.32	77.30	4.58	1.53	-6.30	13.91	18.25	5.25	56.87
1/4/2008 20:47	6.55	55.07	33.33	19.82	68.49	80.60	-245.69	3.05	-6.30	13.83	18.37	5.42	56.92
1/4/2008 20:57	6.61	55.00	33.59	19.79	68.00	69.20	-244.16	3.05	-6.30	13.84	18.49	5.39	56.80
1/4/2008 21:07	6.52	55.04	33.74	19.93	68.17	71.40	-244.16	1.53	-6.30	14.06	18.42	5.40	56.91
1/4/2008 21:17	6.51	54.94	33.89	20.02	68.01	67.70	-245.69	1.53	-6.30	13.66	18.44	5.31	56.92
1/4/2008 21:27	6.58	55.00	33.45	19.88	68.27	59.00	-244.16	1.53	-6.30	13.97	18.33	5.36	57.04
1/4/2008 21:37	6.58	55.06	33.79	19.91	68.14	75.40	-245.69	3.05	-6.30	14.06	18.16	5.25	56.97
1/4/2008 21:47	6.52	54.98	33.79	19.85	67.85	86.10	-245.69	1.53	-6.30	14.17	18.34	5.31	56.80
1/4/2008 21:57	6.54	55.04	33.88	20.02	68.14	63.10	-245.69	3.05	-6.30	14.10	18.09	5.26	56.89
1/4/2008 22:07	6.58	54.97	34.05	19.79	67.56	69.70	-244.16	1.53	-6.30	14.18	18.49	5.16	56.63
1/4/2008 22:17	6.55	54.97	33.82	19.78	68.44	57.10	-245.69	1.53	-6.30	13.86	18.52	5.22	56.83
1/4/2008 22:27	6.53	55.12	34.15	19.95	68.06	63.80	-245.69	3.05	-6.30	13.95	18.64	5.13	56.80
1/4/2008 22:37	6.55	55.03	34.06	19.87	68.29	68.80	-245.69	1.53	-6.30	14.08	18.31	5.31	56.92
1/4/2008 22:47	6.57	55.01	34.21	20.19	67.85	75.50	-245.69	1.53	-6.30	13.89	18.43	5.23	56.65
1/4/2008 22:57	6.55	55.06	34.32	19.73	68.11	61.50	-244.16	3.05	-6.30	13.89	18.48	5.28	56.97
1/4/2008 23:07	6.55	54.95	34.56	20.33	68.59	65.90	-245.69	3.05	-6.30	13.94	17.92	5.33	56.86
1/4/2008 23:17	6.56	55.03	34.24	19.98	68.14	73.50	-245.69	1.53	-6.30	13.95	18.42	5.19	56.66
1/4/2008 23:27	6.55	54.92	34.35	19.82	68.21	72.90	-245.69	3.05	-6.30	13.47	18.14	5.28	56.84
1/4/2008 23:37	6.54	54.88	34.43	19.98	68.15	68.40	4.58	3.05	-6.30	13.66	18.17	5.31	56.77
1/4/2008 23:47	6.55	54.94	34.49	20.05	68.49	70.50	-245.69	1.53	-6.30	14.03	18.42	5.25	56.78
1/4/2008 23:57	6.57	55.00	34.93	20.16	67.92	73.60	-245.69	1.53	-6.30	13.81	18.56	5.25	56.83
1/5/2008 0:07	6.55	55.10	34.61	20.19	68.21	69.70	-247.22	1.53	-6.30	14.12	18.36	5.17	56.83
1/5/2008 0:17	6.54	54.95	34.64	20.05	67.91	63.60	-247.22	1.53	-6.30	14.22	18.50	5.14	56.68
1/5/2008 0:27	6.54	54.98	34.56	19.88	68.01	69.20	-245.69	1.53	-6.30	14.10	18.60	5.17	56.83
1/5/2008 0:37	6.55	54.91	35.16	20.11	67.86	58.00	-245.69	1.53	-6.30	14.19	18.50	5.22	56.62
1/5/2008 0:47	6.55	54.80	35.30	20.33	68.18	89.40	-245.69	1.53	-6.30	14.12	18.24	5.17	56.68
1/5/2008 0:57	6.55	54.98	34.84	19.79	67.89	64.90	-247.22	3.05	-6.30	14.01	18.24	5.13	56.72
1/5/2008 1:07	6.55	55.07	34.78	19.90	68.15	81.80	-245.69	1.53	-6.30	13.88	18.02	5.16	56.89
1/5/2008 1:17	6.55	54.91	35.51	20.14	68.26	79.70	-247.22	1.53	-6.30	14.00	18.06	5.14	56.89
1/5/2008 1:27	6.55	55.09	35.42	20.27	68.20	64.00	-244.16	1.53	-6.30	13.84	18.26	5.17	57.03
1/5/2008 1:37	6.55	55.03	34.78	19.75	68.18	57.00	-245.69	1.53	-6.30	13.60	18.27	5.14	57.00
1/5/2008 1:47	6.54	54.94	35.05	19.79	68.05	65.30	-123.61	1.53	-6.30	14.14	18.31	5.04	56.78
1/5/2008 1:57	6.55	54.91	34.98	20.04	68.44	75.50	-245.69	1.53	-6.30	14.00	18.25	5.04	56.84
1/5/2008 2:07	6.54	54.97	34.96	20.07	68.49	60.30	-245.69	1.53	-6.30	14.15	18.19	5.05	57.01
1/5/2008 2:17	6.55	54.83	35.59	20.22	68.43	47.90	-245.69	1.53	-6.30	14.08	18.36	5.11	57.09
1/5/2008 2:27	6.55	54.97	35.16	19.87	68.01	57.60	-245.69	1.53	-6.30	13.86	18.06	4.97	57.00
1/5/2008 2:37	6.55	55.03	35.54	19.95	68.37	89.80	-245.69	1.53	-6.30	13.95	18.35	4.94	56.97
1/5/2008 2:47	6.55	55.07	35.71	20.25	68.69	68.90	-245.69	1.53	-6.30	14.06	18.17	4.94	57.07
1/5/2008 2:57	6.54	54.98	35.27	19.82	68.20	58.70	-245.69	1.53	-6.30	13.99	18.50	4.81	56.72
1/5/2008 3:07	6.55	54.92	35.36	19.91	67.94	66.60	-245.69	1.53	-6.30	13.87	18.20	4.82	56.72
1/5/2008 3:17	6.55	55.15	35.85	20.04	68.14	70.30	-245.69	1.53	-6.30	14.31	18.10	4.87	56.92
1/5/2008 3:27	6.54	55.14	35.71	19.95	68.35	66.70	-247.22	1.53	-6.30	13.78	18.42	4.85	56.89
1/5/2008 3:37	6.55	54.95	35.98	20.20	68.46	64.50	-245.69	1.53	-6.30	14.20	18.45	4.78	56.80
1/5/2008 3:47	6.55	55.17	36.03	20.13	68.23	74.70	4.58	1.53	-6.30	13.75	18.35	4.84	57.00
1/5/2008 3:57	6.55	55.09	36.44	19.99	68.55	79.10	-244.16	3.05	-6.30	13.96	18.34	4.94	57.04
1/5/2008 4:07	6.55	55.04	36.15	19.90	68.64	79.20	-245.69	1.53	-6.30	14.06	18.31	4.90	56.89
1/5/2008 4:17	6.54	55.18	36.00	19.78	67.92	83.20	-245.69	3.05	-6.30	13.86	18.28	4.91	56.89
1/5/2008 4:27	6.54	55.03	36.01	20.14	67.85	77.40	-245.69	1.53	-6.30	14.10	18.29	4.84	56.75
1/5/2008 4:37	6.55	54.92	35.94	19.88	67.88	85.60	-245.69	1.53	-6.30	14.19	18.35	4.75	56.62
1/5/2008 4:47	6.55	55.03	35.68	20.01	67.88	76.00	-245.69	3.05	-6.30	13.97	18.29	4.81	56.58
1/5/2008 4:57	6.55	54.98	35.91	19.81	67.97	77.50	-245.69	1.53	-6.30	13.86	18.40	4.87	56.63
1/5/2008 5:07	6.55	55.15	36.17	20.20	68.49	83.80	-245.69	1.53	-6.30	14.14	18.39	4.78	56.86
1/5/2008 5:17	6.55	54.97	36.11	19.99	68.32	59.20	-245.69	1.53	-6.30	13.97	18.21	4.85	56.89
1/5/2008 5:27	6.55	55.03	36.12	20.08	67.89	79.60	-245.69	1.53	-6.30	13.68	18.55	4.87	56.37

DATE/TIME	AT-100V Prod. Water UF Inlet pH	LT-100V UF Feed Tank Level %	PT-100V UF Prefilter Inlet Pres. psig	PT-101V UF Prefilter Outlet Press. psig	PT-102V UF Unit Inlet Press. psig	TT-100V UF Unit Inlet Temp °F	AT-201V UF Unit pH Nano Stor	AT-200V Prod. Water Conductivity micromhos	FT-200V UF Unit Perm. Flow gpm	FT-201V UF Unit Conc. Flow gpm	FT-202V UF Unit Recycle Flow gpm	PT-200V UF Outlet Perm. Pres. psig	PT-201V UF Outlet Conc. Press psig
1/5/2008 5:37	6.55	55.04	35.83	19.75	68.00	98.20	-245.69	3.05	-6.30	14.07	18.48	4.97	56.58
1/5/2008 5:47	6.55	55.07	36.61	20.30	68.21	80.50	-245.69	1.53	-6.30	13.99	18.35	4.94	56.62
1/5/2008 5:57	6.55	55.07	36.49	20.14	68.05	79.40	-247.22	1.53	-6.30	14.24	18.22	4.84	56.49
1/5/2008 6:07	6.55	55.09	36.58	20.13	68.34	70.30	-245.69	3.05	-6.30	13.65	18.34	5.11	56.72
1/5/2008 6:17	6.55	55.10	36.37	19.82	68.14	81.50	-245.69	1.53	-6.30	13.88	18.20	4.91	56.52
1/5/2008 6:27	6.55	54.78	36.72	19.96	68.18	64.20	-245.69	3.05	-6.30	13.85	18.50	4.85	56.58
1/5/2008 6:37	6.55	54.92	36.96	19.91	68.24	74.10	-245.69	1.53	-6.30	13.88	18.17	4.97	56.58
1/5/2008 6:47	6.55	54.86	36.87	19.78	68.08	85.60	-245.69	1.53	-6.30	13.86	18.61	4.96	56.58
1/5/2008 6:57	6.54	54.92	37.05	19.85	68.17	74.70	-245.69	1.53	-6.30	14.15	18.07	5.17	56.75
1/5/2008 7:07	6.55	54.91	37.01	19.93	67.57	86.90	-245.69	1.53	-6.30	14.18	18.35	5.01	56.46
1/5/2008 7:17	6.55	55.06	37.39	19.91	67.45	75.00	-245.69	1.53	-6.30	14.03	18.40	4.93	56.60
1/5/2008 7:27	6.54	54.98	37.54	19.79	67.98	82.70	-245.69	1.53	-6.30	13.84	18.45	5.07	56.66
1/5/2008 7:37	6.54	54.92	37.34	19.90	67.51	80.80	-245.69	3.05	-6.30	13.82	18.50	5.02	56.66
1/5/2008 7:47	6.55	54.92	37.23	19.69	67.86	95.30	-244.16	3.05	-6.30	13.96	18.40	4.94	56.58
1/5/2008 7:57	6.54	54.98	37.81	20.08	67.79	114.70	-244.16	3.05	-6.30	13.96	18.66	4.93	56.68
1/5/2008 8:07	6.54	54.78	37.72	20.10	68.21	90.90	-245.69	1.53	-6.30	14.02	18.20	5.05	56.63
1/5/2008 8:17	6.51	54.98	37.89	20.05	67.65	114.70	-245.69	1.53	-6.30	13.96	18.30	5.01	56.49
1/5/2008 8:27	6.55	54.98	38.15	20.28	68.23	61.70	-245.69	1.53	-6.30	14.00	18.49	5.01	56.94
1/5/2008 8:37	6.58	54.97	38.39	19.99	68.26	80.70	-244.16	1.53	-6.30	13.76	18.37	5.05	56.75
1/5/2008 8:47	6.53	54.86	38.65	20.45	67.91	80.40	-245.69	3.05	-6.30	13.71	18.77	4.99	56.80
1/5/2008 8:57	6.52	54.92	37.98	20.07	67.76	90.40	-245.69	3.05	-6.30	14.38	18.46	5.02	56.54
1/5/2008 9:07	6.44	55.03	38.03	19.75	67.60	83.70	-244.16	3.05	-6.30	13.61	18.55	5.10	56.51
1/5/2008 9:17	6.31	55.20	38.27	20.07	67.91	80.40	-245.69	1.53	-6.30	13.87	18.51	5.01	56.54
1/5/2008 9:27	6.37	54.97	38.06	19.81	68.18	104.90	-245.69	3.05	-6.30	14.02	18.42	5.10	56.62
1/5/2008 9:37	6.46	54.92	38.52	19.69	68.15	78.40	4.58	3.05	-6.30	13.95	18.47	4.90	56.37
1/5/2008 9:47	6.40	55.01	38.58	20.08	68.23	84.20	-245.69	3.05	-6.30	13.87	18.59	5.02	56.45
1/5/2008 9:57	6.35	55.10	38.93	20.42	67.94	78.60	-245.69	3.05	-6.30	14.19	18.11	5.02	56.57
1/5/2008 10:07	6.42	54.94	38.52	20.39	67.72	93.10	-245.69	1.53	-6.30	14.23	18.61	5.13	56.48
1/5/2008 10:17	6.43	55.09	38.81	19.72	67.65	96.00	-244.16	3.05	-6.30	13.85	18.40	5.11	56.66
1/5/2008 10:27	6.38	55.10	38.68	20.02	68.18	83.20	-245.69	3.05	-6.30	14.11	18.30	5.05	56.49
1/5/2008 10:37	6.37	55.14	38.78	19.96	68.06	87.10	-244.16	3.05	-6.30	14.18	18.44	4.97	56.69
1/5/2008 10:47	6.42	54.74	38.87	19.91	68.50	85.80	-245.69	3.05	-6.30	13.65	18.40	4.99	56.51
1/5/2008 10:57	6.42	54.89	38.18	19.93	67.53	91.60	6.10	3.05	-6.30	13.88	18.19	4.99	56.40
1/5/2008 11:07	6.39	54.94	38.84	20.27	68.09	89.10	-244.16	1.53	-6.30	13.77	18.61	4.90	56.49
1/5/2008 11:17	6.37	54.98	39.14	19.93	67.98	97.90	-245.69	3.05	-6.30	13.61	18.25	4.97	56.60
1/5/2008 11:27	6.42	54.98	39.20	20.22	67.79	97.40	-244.16	3.05	-6.30	14.27	18.27	4.78	56.40
1/5/2008 11:37	6.41	54.94	39.28	19.85	67.48	101.10	-245.69	3.05	-6.30	14.02	18.01	4.87	56.83
1/5/2008 11:47	6.38	55.01	39.78	19.85	67.97	97.80	-244.16	3.05	-6.30	13.80	18.22	4.88	56.66
1/5/2008 11:57	6.40	54.92	39.81	19.98	68.34	96.60	-244.16	3.05	-6.30	14.07	18.56	4.73	56.46
1/5/2008 12:07	6.42	54.91	40.10	20.10	68.14	106.30	-245.69	3.05	-6.30	14.20	18.94	4.82	56.75
1/5/2008 12:17	6.40	54.97	39.26	19.62	67.86	95.40	-244.16	3.05	-6.30	13.65	18.48	4.75	56.62
1/5/2008 12:27	6.39	55.00	39.74	19.82	67.33	93.40	-244.16	3.05	-6.30	13.97	18.61	4.75	56.49
1/5/2008 12:37	6.39	55.06	40.04	20.10	67.47	105.00	-245.69	3.05	-6.30	13.84	18.30	4.81	56.62
1/5/2008 12:47	6.41	55.07	40.15	19.99	67.76	95.50	-244.16	3.05	-6.30	13.96	18.10	4.79	56.26
1/5/2008 12:57	6.39	54.83	39.65	20.05	68.32	100.60	-244.16	4.58	-6.30	13.83	18.45	4.64	56.49
1/5/2008 13:07	6.40	54.94	40.01	20.11	67.71	95.00	-244.16	3.05	-6.30	14.02	18.68	4.82	56.65
1/5/2008 13:17	6.40	54.92	39.72	20.11	68.12	93.00	-245.69	3.05	-6.30	13.90	18.54	4.87	56.57
1/5/2008 13:27	6.39	55.06	40.00	19.76	68.08	99.30	-244.16	3.05	-6.30	13.88	18.47	4.76	56.52
1/5/2008 13:37	6.41	54.94	39.83	20.08	68.05	101.60	-244.16	3.05	-6.30	13.99	18.30	4.91	56.66
1/5/2008 13:47	6.41	54.89	40.49	20.51	68.56	91.90	-244.16	4.58	-6.30	14.06	18.44	4.91	56.78
1/5/2008 13:57	6.39	54.94	40.12	20.45	68.99	108.50	-244.16	3.05	-6.30	13.82	18.69	5.04	57.03
1/5/2008 14:07	6.40	55.10	40.24	19.85	68.50	95.20	-244.16	3.05	-6.30	13.86	17.94	4.85	56.48
1/5/2008 14:17	6.40	55.00	40.04	20.16	68.46	108.10	-244.16	4.58	-6.30	14.05	18.44	4.76	56.40
1/5/2008 14:27	6.39	55.12	39.92	19.72	67.59	103.10	-244.16	3.05	-6.30	13.81	18.48	4.87	56.55
1/5/2008 14:37	6.41	54.86	39.57	19.82	67.50	94.50	-244.16	3.05	-6.30	14.02	18.22	4.82	56.36
1/5/2008 14:47	6.39	55.15	39.87	19.90	67.80	99.90	-244.16	4.58	-6.30	13.98	18.46	5.01	56.77

DATE/TIME	AT-100V Prod. Water UF Inlet pH	LT-100V UF Feed Tank Level %	PT-100V UF Prefilter Inlet Pres. psig	PT-101V UF Prefilter Outlet Press. psig	PT-102V UF Unit Inlet Press. psig	TT-100V UF Unit Inlet Temp °F	AT-201V UF Unit pH Nano Stor	AT-200V Prod. Water Conductivity micromhos	FT-200V UF Unit Perm. Flow gpm	FT-201V UF Unit Conc. Flow gpm	FT-202V UF Unit Recycle Flow gpm	PT-200V UF Outlet Perm. Pres. psig	PT-201V UF Outlet Conc. Press psig
1/5/2008 14:57	6.40	54.97	40.09	19.82	68.29	109.80	-244.16	4.58	-6.30	13.83	18.68	4.78	56.51
1/5/2008 15:07	6.40	54.86	40.12	20.13	68.08	101.60	-244.16	3.05	-6.30	13.88	18.39	4.91	56.57
1/5/2008 15:17	6.39	55.06	40.32	19.70	67.65	102.40	-244.16	3.05	-6.30	13.91	18.44	4.76	56.49
1/5/2008 15:27	6.40	54.92	40.68	19.87	67.88	90.40	-244.16	3.05	-6.30	13.74	18.31	4.87	56.37
1/5/2008 15:37	6.40	55.01	40.10	19.58	67.71	111.40	-244.16	3.05	-6.30	14.24	18.40	4.84	56.37
1/5/2008 15:47	6.41	55.01	40.44	19.58	68.29	108.00	-242.64	3.05	-6.30	13.78	18.56	4.84	56.49
1/5/2008 15:57	6.39	54.91	40.62	20.17	68.15	104.40	-244.16	3.05	-6.30	13.52	18.71	4.82	56.43
1/5/2008 16:07	6.40	54.94	40.64	20.24	67.92	103.60	-244.16	3.05	-6.30	13.84	17.89	4.97	56.58
1/5/2008 16:17	6.41	55.04	40.53	20.16	68.08	114.60	-244.16	3.05	-6.30	13.60	18.52	4.79	56.36
1/5/2008 16:27	6.40	54.97	40.44	19.85	67.77	100.60	-244.16	3.05	-6.30	14.17	18.44	4.97	56.46
1/5/2008 16:37	6.39	55.04	40.42	19.81	67.95	105.30	-244.16	3.05	-6.30	14.00	18.24	4.90	56.51
1/5/2008 16:47	6.41	54.88	41.00	20.22	68.61	109.40	-244.16	3.05	-6.30	14.04	18.45	4.85	56.55
1/5/2008 16:57	6.40	54.88	41.10	20.34	68.18	96.80	-244.16	3.05	-6.30	14.08	17.62	4.90	56.65
1/5/2008 17:07	6.39	54.85	41.45	20.01	68.17	94.80	-244.16	3.05	-6.30	14.20	18.77	4.82	56.62
1/5/2008 17:17	6.41	55.07	41.49	20.16	68.06	102.00	-244.16	3.05	-6.30	13.82	18.42	4.84	56.48
1/5/2008 17:27	6.40	55.06	41.78	19.88	68.20	108.20	-244.16	3.05	-6.30	14.04	18.42	4.75	56.48
1/5/2008 17:37	6.40	55.03	41.52	20.30	68.32	89.20	-244.16	3.05	-6.30	13.52	18.37	4.93	56.58
1/5/2008 17:47	6.40	54.88	41.19	20.36	68.27	101.90	-244.16	3.05	-6.30	13.62	18.49	4.94	56.58
1/5/2008 17:57	6.41	55.06	41.78	20.27	68.44	95.30	-244.16	3.05	-6.30	14.22	18.19	4.87	56.75
1/5/2008 18:07	6.41	55.14	42.33	20.37	68.11	94.70	-244.16	3.05	-6.30	13.90	18.55	4.75	56.40
1/5/2008 18:17	6.39	55.09	42.38	20.04	68.08	101.70	-244.16	4.58	-6.30	13.94	18.30	4.79	56.43
1/5/2008 18:27	6.40	54.98	41.92	19.93	68.29	97.70	-244.16	3.05	-6.30	13.72	18.04	4.73	56.46
1/5/2008 18:37	6.40	55.07	42.32	20.24	67.79	94.50	-245.69	3.05	-6.30	13.98	18.16	4.72	56.42
1/5/2008 18:47	6.39	54.94	42.16	19.95	68.24	93.10	-244.16	4.58	-6.30	13.87	18.48	4.64	56.48
1/5/2008 18:57	6.40	55.14	42.55	19.91	68.14	93.90	-242.64	3.05	-6.30	13.72	18.11	4.58	56.55
1/5/2008 19:07	6.39	55.10	42.58	20.17	68.01	84.80	-244.16	3.05	-6.30	13.77	18.34	4.58	56.60
1/5/2008 19:17	6.40	55.06	41.45	19.67	67.86	77.20	-244.16	3.05	-6.30	13.68	18.58	4.35	56.25
1/5/2008 19:27	6.40	55.14	42.12	19.79	68.29	91.40	-245.69	3.05	-6.30	13.94	18.57	4.49	56.75
1/5/2008 19:37	6.40	55.06	42.44	20.02	68.64	98.60	-244.16	3.05	-6.30	13.96	18.59	4.58	56.39
1/5/2008 19:47	6.41	54.88	42.80	20.19	68.37	95.00	-244.16	3.05	-6.30	13.69	18.00	4.44	56.68
1/5/2008 19:57	6.40	54.80	42.74	19.84	67.98	104.70	-245.69	4.58	-6.30	13.86	18.60	4.58	56.58
1/5/2008 20:07	6.40	55.00	42.97	20.13	68.14	103.30	-245.69	3.05	-6.30	13.91	18.22	4.64	56.78
1/5/2008 20:17	6.40	54.80	42.94	19.85	68.17	73.60	-244.16	3.05	-6.30	13.79	18.47	4.59	56.60
1/5/2008 20:27	6.40	55.00	43.26	19.93	68.06	88.90	-244.16	3.05	-6.30	13.88	18.60	4.61	56.63
1/5/2008 20:37	6.40	55.09	43.74	19.98	68.41	90.70	-244.16	3.05	-6.30	13.62	18.12	4.56	56.60
1/5/2008 20:47	6.39	54.86	43.77	20.02	68.34	92.00	-245.69	3.05	-6.30	13.05	18.81	4.49	56.36
1/5/2008 20:57	6.41	54.94	44.07	20.02	68.49	98.70	-244.16	1.53	-6.30	13.66	18.15	4.65	56.62
1/5/2008 21:07	6.41	55.06	44.29	20.16	68.34	93.50	-245.69	3.05	-6.30	13.80	18.62	4.58	56.72
1/5/2008 21:17	6.40	54.91	44.06	19.91	67.91	75.20	-245.69	3.05	-6.30	13.53	18.61	4.38	56.45
1/5/2008 21:27	6.41	54.97	44.36	19.96	68.20	96.60	-245.69	3.05	-6.30	14.07	18.48	4.39	56.57
1/5/2008 21:37	6.41	54.86	44.30	20.02	68.08	81.50	-244.16	3.05	-6.30	13.89	18.02	4.43	56.68
1/5/2008 21:47	6.41	55.06	44.91	20.13	68.24	85.40	-245.69	1.53	-6.30	13.97	18.69	4.64	56.78
1/5/2008 21:57	6.39	55.00	44.97	20.13	67.83	86.30	-245.69	3.05	-6.30	14.03	18.00	4.56	56.65
1/5/2008 22:07	6.40	55.00	45.11	20.13	68.37	93.80	-244.16	3.05	-6.30	13.81	18.25	4.61	56.57
1/5/2008 22:17	6.40	54.78	44.80	20.34	68.41	81.80	4.58	1.53	-6.30	13.90	18.37	4.50	56.58
1/5/2008 22:27	6.41	54.95	45.35	20.14	68.46	81.20	-245.69	3.05	-6.30	14.19	18.72	4.50	56.87
1/5/2008 22:37	6.41	55.07	45.26	19.61	68.18	76.90	-245.69	1.53	-6.30	13.78	18.52	4.62	56.57
1/5/2008 22:47	6.39	55.10	45.41	19.95	68.21	82.70	-245.69	3.05	-6.30	13.73	18.09	4.52	56.58
1/5/2008 22:57	6.39	55.03	46.30	20.22	68.29	91.40	4.58	3.05	-6.30	13.94	18.64	4.65	56.86
1/5/2008 23:07	6.40	55.04	45.81	20.14	67.89	76.60	-244.16	3.05	-6.30	13.98	18.59	4.55	56.36
1/5/2008 23:17	6.41	55.07	46.12	20.13	68.26	95.60	-245.69	3.05	-6.30	14.09	18.10	4.50	56.69
1/5/2008 23:27	6.41	55.07	46.44	20.25	68.69	71.00	-245.69	1.53	-6.30	14.07	18.23	4.55	56.84
1/5/2008 23:37	6.39	54.91	46.18	19.79	67.63	82.70	-245.69	3.05	-6.30	14.06	18.62	4.41	56.33
1/5/2008 23:47	6.40	54.98	46.99	20.31	68.93	98.90	-245.69	3.05	-6.30	13.85	18.33	4.61	56.86
1/5/2008 23:57	6.41	54.97	46.70	20.10	68.56	80.50	-244.16	3.05	-6.30	13.70	18.35	4.61	56.48
1/6/2008 0:07	6.41	54.91	46.48	19.61	68.44	75.90	-244.16	3.05	-6.30	13.86	18.20	4.52	56.52

DATE/TIME	AT-100V Prod. Water UF Inlet pH	LT-100V UF Feed Tank Level %	PT-100V UF Prefilter Inlet Pres. psig	PT-101V UF Prefilter Outlet Press. psig	PT-102V UF Unit Inlet Press. psig	TT-100V UF Unit Inlet Temp °F	AT-201V UF Unit pH Nano Stor	AT-200V Prod. Water Conductivity micromhos	FT-200V UF Unit Perm. Flow gpm	FT-201V UF Unit Conc. Flow gpm	FT-202V UF Unit Recycle Flow gpm	PT-200V UF Outlet Perm. Pres. psig	PT-201V UF Outlet Conc. Press psig
1/6/2008 0:17	6.39	55.17	47.09	20.13	68.35	106.80	-245.69	1.53	-6.30	13.60	18.19	4.62	56.55
1/6/2008 0:27	6.39	54.78	46.93	19.53	68.03	90.60	-245.69	1.53	-6.30	14.00	18.40	4.55	56.57
1/6/2008 0:37	6.41	54.95	47.70	19.93	68.67	95.80	6.10	3.05	-6.30	14.02	18.02	4.64	56.83
1/6/2008 0:47	6.40	54.95	47.52	20.07	68.35	81.60	-245.69	3.05	-6.30	13.72	18.58	4.52	56.39
1/6/2008 0:57	6.40	55.04	47.78	19.85	68.40	72.10	-245.69	1.53	-6.30	13.73	18.75	4.56	56.63
1/6/2008 1:07	6.39	55.00	47.81	20.10	68.20	92.60	-244.16	3.05	-6.30	13.95	18.20	4.36	56.69
1/6/2008 1:17	6.41	54.97	48.04	20.33	68.43	64.30	-245.69	3.05	-6.30	13.79	18.41	4.52	56.51
1/6/2008 1:27	6.40	55.01	48.53	20.10	68.34	82.70	-245.69	1.53	-6.30	13.96	18.09	4.67	56.75
1/6/2008 1:37	6.39	55.00	48.36	19.72	68.05	90.50	-245.69	3.05	-6.30	13.93	18.50	4.55	56.40
1/6/2008 1:47	6.39	55.10	49.21	20.14	68.50	78.20	-244.16	1.53	-6.30	13.82	18.54	4.55	56.57
1/6/2008 1:57	6.40	55.01	49.06	19.88	67.97	78.40	-245.69	3.05	-6.30	13.61	18.35	4.65	56.66
1/6/2008 2:07	6.40	54.95	49.23	19.88	67.98	87.70	-244.16	3.05	-6.30	13.72	18.23	4.53	56.43
1/6/2008 2:17	6.40	54.97	49.37	20.05	68.43	79.70	-245.69	3.05	-6.30	13.85	18.52	4.58	56.69
1/6/2008 2:27	6.40	55.07	49.73	20.10	67.82	81.70	-245.69	3.05	-6.30	14.12	18.01	4.44	56.69
1/6/2008 2:37	6.40	55.06	49.98	19.79	67.94	79.50	-245.69	3.05	-6.30	14.09	18.14	4.50	56.80
1/6/2008 2:47	6.40	55.01	50.18	20.01	68.15	81.30	-244.16	3.05	-6.30	13.72	18.78	4.44	56.81
1/6/2008 2:57	6.41	54.98	50.13	19.84	68.58	83.10	6.10	3.05	-6.30	13.95	18.72	4.55	56.54
1/6/2008 3:07	6.41	55.06	50.24	19.73	68.18	81.00	-245.69	1.53	-6.30	13.96	17.98	4.39	56.68
1/6/2008 3:17	6.40	54.98	50.83	20.20	68.87	86.60	-245.69	3.05	-6.30	13.95	18.28	4.52	56.81
1/6/2008 3:27	6.40	55.07	50.76	19.91	68.27	69.30	-245.69	1.53	-6.30	14.05	18.55	4.56	56.66
1/6/2008 3:37	6.40	55.00	50.72	19.93	68.08	85.40	-245.69	3.05	-6.30	13.78	18.52	4.49	56.34
1/6/2008 3:47	6.41	55.00	51.09	20.25	68.23	75.40	-245.69	3.05	-6.30	14.14	18.12	4.44	56.62
1/6/2008 3:57	6.39	54.85	51.46	20.27	68.29	91.80	-244.16	3.05	-6.30	13.95	18.07	4.44	56.74
1/6/2008 4:07	6.39	54.97	51.41	20.13	68.61	77.20	-57.99	3.05	-6.30	13.87	18.39	4.36	56.57
1/6/2008 4:17	6.40	55.14	51.29	20.01	68.82	80.20	-245.69	3.05	-6.30	13.76	18.23	4.33	56.42
1/6/2008 4:27	6.39	55.01	51.26	20.05	68.38	80.30	-245.69	3.05	-6.30	13.61	18.22	4.38	56.65
1/6/2008 4:37	6.40	55.03	51.34	19.82	68.29	69.50	-245.69	3.05	-6.30	13.84	18.45	4.27	56.74
1/6/2008 4:47	6.39	55.01	51.73	20.07	68.23	89.90	-245.69	1.53	-6.30	13.68	18.23	4.20	56.58
1/6/2008 4:57	6.39	55.04	51.98	19.95	68.98	79.30	-245.69	1.53	-6.30	13.96	18.49	4.15	56.63
1/6/2008 5:07	6.40	55.10	52.40	20.42	68.63	77.40	-244.16	1.53	-6.30	14.12	18.26	4.17	56.74
1/6/2008 5:17	6.41	54.94	52.65	20.27	68.05	75.30	-245.69	3.05	-6.30	14.04	18.43	4.33	56.80
1/6/2008 5:27	6.39	55.00	52.42	19.96	68.08	83.80	-245.69	3.05	-6.30	13.81	18.52	4.14	56.43
1/6/2008 5:37	6.40	55.15	52.74	20.33	68.37	78.50	-244.16	3.05	-6.30	13.79	18.27	4.26	56.72
1/6/2008 5:47	6.40	54.94	52.57	19.88	68.26	80.80	-245.69	3.05	-6.30	13.61	18.35	4.10	56.48
1/6/2008 5:57	6.40	55.07	53.40	19.98	68.17	76.50	-238.06	3.05	-6.30	14.04	18.54	4.36	56.81
1/6/2008 6:07	6.40	55.23	53.50	20.13	68.15	81.80	-245.69	1.53	-6.30	13.76	18.07	4.18	56.74
1/6/2008 6:17	6.40	55.00	53.26	19.79	68.26	68.10	-245.69	3.05	-6.30	13.44	18.60	4.23	56.58
1/6/2008 6:27	6.40	55.07	53.47	19.88	68.20	75.20	3.05	3.05	-6.30	14.03	18.49	4.32	56.63
1/6/2008 6:37	6.40	54.98	53.59	19.85	67.54	87.30	-245.69	3.05	-6.30	13.77	18.29	4.09	56.75
1/6/2008 6:47	6.40	54.98	53.40	19.82	67.86	68.60	-244.16	1.53	-6.30	13.94	18.40	4.12	56.48
1/6/2008 6:57	6.40	54.94	54.14	20.16	68.05	77.90	-245.69	1.53	-6.30	13.88	18.39	4.24	56.71
1/6/2008 7:07	6.41	54.94	54.04	19.91	68.32	68.80	-245.69	3.05	-6.30	13.78	18.08	4.33	56.86
1/6/2008 7:17	6.40	54.85	54.40	20.02	68.14	83.70	-245.69	1.53	-6.30	13.93	18.37	4.39	56.94
1/6/2008 7:27	6.41	54.86	54.57	20.16	68.30	80.90	-244.16	3.05	-6.30	13.95	18.26	4.29	56.69
1/6/2008 7:37	6.40	55.29	0.92	0.11	-0.11	84.00	-244.16	1.53	-6.30	0.00	0.02	-0.29	-0.23
1/6/2008 7:47	6.41	55.27	0.92	0.11	-0.09	79.80	-245.69	3.05	-6.30	-0.01	0.00	-0.27	-0.12
1/6/2008 7:57	6.41	55.18	0.92	0.11	-0.17	32.50	-244.16	3.05	-6.30	0.00	0.00	-0.27	-0.26
1/6/2008 8:07	6.41	55.15	0.92	0.11	-0.06	50.00	-245.69	3.05	-6.30	0.00	0.00	-0.27	-0.18
1/6/2008 8:17	6.41	55.18	0.90	0.11	-0.05	49.70	-244.16	3.05	-6.30	0.00	0.00	-0.26	-0.29
1/6/2008 8:27	6.67	55.17	0.90	0.11	-0.08	58.90	-245.69	1.53	-6.30	0.00	0.00	-0.27	-0.29
1/6/2008 8:37	6.67	55.20	0.90	0.11	-0.12	53.20	-245.69	3.05	-6.30	0.00	0.00	-0.27	-0.23
1/6/2008 8:47	6.67	55.27	0.92	0.12	-0.14	56.80	-244.16	1.53	-6.30	0.00	0.02	-0.27	-0.21
1/6/2008 8:57	6.67	55.26	0.92	0.12	-0.09	60.20	-245.69	3.05	-6.30	-0.01	0.01	-0.27	-0.23
1/6/2008 9:07	6.68	55.15	0.92	0.11	-0.09	58.50	-245.69	1.53	-6.30	0.01	0.01	-0.27	-0.20
1/6/2008 9:17	6.68	55.21	0.92	0.12	-0.14	58.70	-245.69	3.05	-6.30	0.02	0.00	-0.29	-0.18
1/6/2008 9:27	6.68	55.15	0.92	0.12	-0.14	63.90	-245.69	3.05	-6.30	0.00	0.00	-0.27	-0.20

DATE/TIME	AT-100V Prod. Water UF Inlet pH	LT-100V UF Feed Tank Level %	PT-100V UF Prefilter Inlet Pres. psig	PT-101V UF Prefilter Outlet Press. psig	PT-102V UF Unit Inlet Press. psig	TT-100V UF Unit Inlet Temp °F	AT-201V UF Unit pH Nano Stor	AT-200V Prod. Water Conductivity micromhos	FT-200V UF Unit Perm. Flow gpm	FT-201V UF Unit Conc. Flow gpm	FT-202V UF Unit Recycle Flow gpm	PT-200V UF Outlet Perm. Pres. psig	PT-201V UF Outlet Conc. Press psig
1/6/2008 9:37	6.68	55.09	0.93	0.12	-0.09	71.10	-245.69	1.53	-6.30	0.01	0.00	-0.27	-0.23
1/6/2008 9:47	6.68	55.21	0.93	0.12	-0.09	63.90	-244.16	3.05	-6.30	0.01	0.00	-0.27	-0.23
1/6/2008 9:57	6.68	55.14	0.93	0.12	-0.08	60.90	-245.69	3.05	-6.30	0.00	0.02	-0.29	-0.20
1/6/2008 10:07	6.68	55.18	0.93	0.12	-0.09	75.70	-245.69	3.05	-6.30	0.00	0.02	-0.27	-0.21
1/6/2008 10:17	6.67	55.10	0.93	0.12	-0.12	72.60	-244.16	1.53	-6.30	0.01	0.01	-0.27	-0.18
1/6/2008 10:27	6.67	55.23	0.93	0.14	-0.12	64.80	-245.69	1.53	-6.30	0.00	0.01	-0.27	-0.21
1/6/2008 10:37	6.67	55.01	0.93	0.12	-0.09	61.60	-244.16	3.05	-6.30	-0.01	0.00	-0.26	-0.21
1/6/2008 10:47	6.67	55.07	0.93	0.12	-0.12	68.70	-245.69	3.05	-6.30	0.03	0.02	-0.27	-0.21
1/6/2008 10:57	6.67	54.80	0.93	0.12	-0.12	67.60	-245.69	3.05	-6.30	0.03	0.03	-0.29	-0.18
1/6/2008 11:07	6.66	55.10	0.95	0.12	-0.11	70.10	-245.69	3.05	-6.30	0.01	0.01	-0.27	-0.18
1/6/2008 11:17	6.66	55.20	0.96	0.12	-0.08	63.50	-244.16	3.05	-6.30	0.02	0.02	-0.27	-0.18
1/6/2008 11:27	6.66	55.12	0.96	0.14	-0.06	71.60	-244.16	3.05	-6.30	0.02	0.00	-0.31	-0.21
1/6/2008 11:37	6.65	55.01	0.93	0.11	-0.12	69.00	-244.16	1.53	-6.30	0.02	0.01	-0.31	-0.18
1/6/2008 11:47	6.65	54.95	0.96	0.14	-0.11	64.00	-244.16	3.05	-6.30	0.02	0.01	-0.31	-0.21
1/6/2008 11:57	6.65	54.98	0.96	0.12	-0.12	66.40	-244.16	1.53	-6.30	0.01	0.01	-0.29	-0.21
1/6/2008 12:07	6.63	55.04	0.96	0.14	-0.11	70.30	6.10	3.05	-6.30	0.01	0.01	-0.27	-0.20
1/6/2008 12:17	6.64	55.32	0.96	0.15	-0.12	79.80	-244.16	3.05	-6.30	0.01	-0.01	-0.29	-0.20
1/6/2008 12:27	6.63	55.20	0.96	0.14	-0.08	77.20	-244.16	3.05	-6.30	0.00	0.02	-0.29	-0.17
1/6/2008 12:37	6.63	55.06	0.98	0.14	-0.08	70.60	-244.16	3.05	-6.30	0.00	0.00	-0.29	-0.15
1/6/2008 12:47	6.63	55.00	0.96	0.14	-0.09	71.20	-244.16	3.05	-6.30	0.00	0.01	-0.26	-0.15
1/6/2008 12:57	6.62	55.20	0.96	0.15	-0.11	75.30	-244.16	3.05	-6.30	0.00	0.00	-0.27	-0.20
1/6/2008 13:07	6.62	55.09	0.99	0.15	-0.09	67.90	-245.69	3.05	-6.30	0.00	0.00	-0.29	-0.14
1/6/2008 13:17	6.29	55.17	0.99	0.15	-0.09	66.00	-244.16	4.58	-6.30	-0.01	0.00	-0.29	-0.14
1/6/2008 13:27	6.22	55.20	0.98	0.15	-0.11	72.60	-244.16	3.05	-6.30	0.00	0.00	-0.29	-0.15
1/6/2008 13:37	6.21	55.12	0.99	0.15	-0.06	81.60	-244.16	3.05	-6.30	0.00	0.00	-0.29	-0.14
1/6/2008 13:47	6.20	55.12	0.99	0.15	-0.09	74.50	-244.16	3.05	-6.30	-0.01	0.02	-0.27	-0.18
1/6/2008 13:57	6.19	55.10	0.99	0.15	-0.11	73.00	-244.16	0.00	-6.30	0.03	0.02	-0.27	-0.14
1/6/2008 14:07	6.19	55.14	0.98	0.17	-0.09	73.60	-244.16	3.05	-6.30	0.02	0.02	-0.29	-0.15
1/6/2008 14:17	6.19	55.17	0.99	0.17	-0.09	79.30	-244.16	3.05	-6.30	0.01	0.00	-0.27	-0.17
1/6/2008 14:27	6.18	55.14	0.99	0.15	-0.06	76.10	-244.16	3.05	-6.30	0.00	0.01	-0.27	-0.14
1/6/2008 14:37	6.18	55.20	0.99	0.15	-0.08	69.60	-244.16	4.58	-6.30	0.00	0.01	-0.29	-0.17
1/6/2008 14:47	6.18	55.14	0.99	0.15	-0.08	73.30	-244.16	3.05	-6.30	0.01	0.01	-0.27	-0.15
1/6/2008 14:57	6.18	55.29	1.01	0.17	-0.11	70.50	-244.16	3.05	-6.30	0.01	0.00	-0.29	-0.15
1/6/2008 15:07	6.18	55.10	0.99	0.15	-0.06	70.30	-244.16	3.05	-6.30	0.02	0.00	-0.27	-0.12
1/6/2008 15:17	6.17	55.18	0.99	0.15	-0.11	70.30	-244.16	3.05	-6.30	0.02	0.03	-0.29	-0.15
1/6/2008 15:27	6.17	55.15	0.99	0.15	-0.11	77.40	-244.16	3.05	-6.30	0.00	0.03	-0.27	-0.14
1/6/2008 15:37	6.17	55.18	0.99	0.17	-0.06	71.90	-244.16	3.05	-6.30	0.00	0.01	-0.27	-0.14
1/6/2008 15:47	6.17	55.14	0.99	0.15	-0.09	77.20	-244.16	3.05	-6.30	0.01	0.01	-0.27	-0.15
1/6/2008 15:57	6.16	55.14	0.99	0.15	-0.09	71.10	6.10	4.58	-6.30	-0.01	0.00	-0.27	-0.18
1/6/2008 16:07	6.17	55.12	0.99	0.15	-0.06	62.90	-244.16	4.58	-6.30	0.00	0.00	-0.29	-0.17
1/6/2008 16:17	6.16	55.10	0.98	0.17	-0.09	70.70	-244.16	3.05	-6.30	0.00	0.00	-0.27	-0.17
1/6/2008 16:27	6.17	55.15	0.99	0.15	-0.08	67.70	-242.64	3.05	-6.30	0.03	0.00	-0.27	-0.11
1/6/2008 16:37	6.17	55.14	0.99	0.15	-0.09	72.40	-244.16	4.58	-6.30	0.00	0.02	-0.27	-0.17
1/6/2008 16:47	6.18	55.18	0.99	0.15	-0.06	72.40	-244.16	4.58	-6.30	0.02	0.02	-0.29	-0.17
1/6/2008 16:57	6.19	55.17	0.98	0.15	-0.11	71.60	-244.16	3.05	-6.30	0.02	0.02	-0.27	-0.14
1/6/2008 17:07	6.20	55.21	0.98	0.15	-0.11	74.20	-244.16	3.05	-6.30	0.00	0.02	-0.27	-0.12
1/6/2008 17:17	6.21	55.23	0.98	0.15	-0.09	64.90	-244.16	3.05	-6.30	0.02	0.00	-0.26	-0.18
1/6/2008 17:27	6.22	55.21	0.96	0.15	-0.11	62.10	-244.16	3.05	-6.30	0.03	0.01	-0.27	-0.18
1/6/2008 17:37	6.23	55.21	0.96	0.14	-0.06	67.70	-244.16	3.05	-6.30	0.01	0.01	-0.27	-0.20
1/6/2008 17:47	6.24	55.10	0.96	0.14	-0.11	65.70	-244.16	3.05	-6.30	0.00	0.01	-0.26	-0.15
1/6/2008 17:57	6.26	55.20	0.96	0.14	-0.06	59.30	-244.16	3.05	-6.30	0.02	0.02	-0.27	-0.20
1/6/2008 18:07	6.27	55.20	0.95	0.14	-0.11	66.50	-244.16	3.05	-6.30	0.00	0.01	-0.26	-0.17
1/6/2008 18:17	6.27	55.18	0.95	0.14	-0.11	61.40	-244.16	3.05	-6.30	0.01	0.01	-0.27	-0.20
1/6/2008 18:27	6.29	55.12	0.95	0.14	-0.08	66.30	-244.16	3.05	-6.30	-0.01	0.02	-0.29	-0.20
1/6/2008 18:37	6.29	55.12	0.96	0.14	-0.06	66.30	-245.69	3.05	-6.30	0.00	0.01	-0.26	-0.20
1/6/2008 18:47	6.29	55.17	0.95	0.14	-0.12	59.50	-244.16	3.05	-6.30	0.00	0.01	-0.27	-0.17

DATE/TIME	AT-100V Prod. Water UF Inlet pH	LT-100V UF Feed Tank Level %	PT-100V UF Prefilter Inlet Pres. psig	PT-101V UF Prefilter Outlet Press. psig	PT-102V UF Unit Inlet Press. psig	TT-100V UF Unit Inlet Temp °F	AT-201V UF Unit pH Nano Stor	AT-200V Prod. Water Conductivity micromhos	FT-200V UF Unit Perm. Flow gpm	FT-201V UF Unit Conc. Flow gpm	FT-202V UF Unit Recycle Flow gpm	PT-200V UF Outlet Perm. Pres. psig	PT-201V UF Outlet Conc. Press psig
1/6/2008 18:57	6.30	55.18	0.95	0.14	-0.12	61.50	6.10	3.05	-6.30	-0.01	0.01	-0.26	-0.21
1/6/2008 19:07	6.30	55.14	0.95	0.14	-0.09	64.80	-244.16	4.58	-6.30	0.02	0.03	-0.26	-0.17
1/6/2008 19:17	6.30	55.20	0.93	0.14	-0.11	56.10	-244.16	3.05	-6.30	0.01	0.03	-0.26	-0.21
1/6/2008 19:27	6.31	55.15	0.93	0.14	-0.09	61.30	-244.16	3.05	-6.30	0.00	0.02	-0.27	-0.21
1/6/2008 19:37	6.32	55.12	0.93	0.14	-0.12	58.90	-245.69	3.05	-6.30	0.00	0.02	-0.27	-0.21
1/6/2008 19:47	6.62	55.09	0.93	0.14	-0.08	56.40	-244.16	3.05	-6.30	0.00	0.02	-0.26	-0.20
1/6/2008 19:57	6.65	55.12	0.93	0.12	-0.11	64.00	-244.16	1.53	-6.30	0.00	0.01	-0.26	-0.21
1/6/2008 20:07	6.66	55.10	0.92	0.12	-0.11	60.30	-244.16	3.05	-6.30	0.02	0.01	-0.26	-0.23
1/6/2008 20:17	6.66	55.10	0.92	0.12	-0.09	60.00	-244.16	3.05	-6.30	0.02	0.00	-0.26	-0.24
1/6/2008 20:27	6.67	55.20	0.92	0.11	-0.09	58.80	-245.69	3.05	-6.30	0.00	0.00	-0.29	-0.24
1/6/2008 20:37	6.67	55.14	0.92	0.12	-0.09	67.20	-245.69	3.05	-6.30	0.00	0.01	-0.26	-0.24
1/6/2008 20:47	6.67	55.06	0.92	0.12	-0.11	52.70	-245.69	3.05	-6.30	0.00	0.02	-0.26	-0.24
1/6/2008 20:57	6.67	55.07	0.90	0.12	-0.14	58.40	-244.16	3.05	-6.30	0.00	0.01	-0.27	-0.21
1/6/2008 21:07	6.67	55.10	0.90	0.11	-0.08	54.60	-245.69	3.05	-6.30	0.00	0.01	-0.27	-0.21
1/6/2008 21:17	6.68	55.06	0.90	0.12	-0.12	39.90	-245.69	3.05	-6.30	0.00	0.00	-0.26	-0.26
1/6/2008 21:27	6.68	55.17	0.92	0.11	-0.12	63.20	-245.69	1.53	-6.30	0.00	0.00	-0.26	-0.26
1/6/2008 21:37	6.68	55.14	0.90	0.11	-0.11	61.40	-245.69	3.05	-6.30	-0.01	-0.01	-0.27	-0.26
1/6/2008 21:47	6.69	55.07	0.90	0.09	-0.08	59.10	-244.16	1.53	-6.30	0.00	0.03	-0.26	-0.26
1/6/2008 21:57	6.70	55.17	0.87	0.11	-0.12	50.60	-245.69	1.53	-6.30	0.00	0.03	-0.26	-0.27
1/6/2008 22:07	6.70	55.07	0.87	0.09	-0.12	50.90	-245.69	3.05	-6.30	-0.01	0.01	-0.26	-0.27
1/6/2008 22:17	6.71	55.10	0.89	0.09	-0.08	60.80	-245.69	1.53	-6.30	0.02	0.01	-0.27	-0.29
1/6/2008 22:27	6.71	55.04	0.89	0.09	-0.09	57.20	-244.16	1.53	-6.30	-0.01	0.00	-0.27	-0.26
1/6/2008 22:37	6.72	55.07	0.89	0.11	-0.11	58.80	-245.69	1.53	-6.30	0.01	0.01	-0.26	-0.24
1/6/2008 22:47	6.71	55.10	0.89	0.11	-0.11	55.60	-245.69	1.53	-6.30	0.02	0.00	-0.26	-0.27
1/6/2008 22:57	6.70	55.10	0.89	0.11	-0.14	48.40	-245.69	1.53	-6.30	0.00	0.00	-0.26	-0.26
1/6/2008 23:07	6.71	55.04	0.89	0.09	-0.14	60.20	-245.69	3.05	-6.30	0.01	0.00	-0.26	-0.24
1/6/2008 23:17	6.71	55.04	0.89	0.11	-0.15	58.30	-245.69	3.05	-6.30	0.00	0.02	-0.26	-0.26
1/6/2008 23:27	6.71	55.04	0.89	0.11	-0.12	60.00	-245.69	3.05	-6.30	0.00	0.00	-0.27	-0.27
1/6/2008 23:37	6.72	54.98	0.89	0.09	-0.08	59.10	-245.69	3.05	-6.30	0.00	0.01	-0.26	-0.29
1/6/2008 23:47	6.71	55.07	0.87	0.09	-0.15	51.10	-245.69	1.53	-6.30	0.00	0.00	-0.29	-0.26
1/6/2008 23:57	6.72	55.12	0.87	0.09	-0.11	59.60	-245.69	1.53	-6.30	0.00	0.00	-0.26	-0.29
1/7/2008 0:07	6.72	55.00	0.87	0.09	-0.12	53.80	-245.69	1.53	-6.30	0.01	0.00	-0.29	-0.26
1/7/2008 0:17	6.72	55.06	0.87	0.09	-0.12	54.90	-245.69	3.05	-6.30	0.00	0.00	-0.26	-0.31
1/7/2008 0:27	6.72	54.98	0.85	0.09	-0.15	55.00	-245.69	3.05	-6.30	-0.01	0.02	-0.26	-0.29
1/7/2008 0:37	6.72	55.06	0.85	0.09	-0.11	51.00	-245.69	1.53	-6.30	0.00	0.03	-0.26	-0.31
1/7/2008 0:47	6.73	55.09	0.84	0.08	-0.14	56.30	-245.69	1.53	-6.30	-0.01	0.00	-0.26	-0.31
1/7/2008 0:57	6.73	55.01	0.85	0.08	-0.11	54.30	-245.69	3.05	-6.30	0.02	0.00	-0.26	-0.27
1/7/2008 1:07	6.73	54.97	0.85	0.08	-0.12	49.20	-247.22	1.53	-6.30	0.00	0.00	-0.26	-0.31
1/7/2008 1:17	6.73	55.03	0.85	0.09	-0.12	56.30	-245.69	1.53	-6.30	0.02	0.00	-0.26	-0.29
1/7/2008 1:27	6.74	54.94	0.85	0.09	-0.14	48.70	-247.22	3.05	-6.30	0.00	0.02	-0.26	-0.29
1/7/2008 1:37	6.74	55.06	0.85	0.09	-0.12	52.60	-245.69	1.53	-6.30	0.01	0.01	-0.27	-0.29
1/7/2008 1:47	6.74	55.04	0.85	0.09	-0.15	50.50	-245.69	1.53	-6.30	0.00	0.02	-0.26	-0.29
1/7/2008 1:57	6.74	54.94	0.85	0.08	-0.14	53.80	-245.69	1.53	-6.30	0.01	0.02	-0.27	-0.27
1/7/2008 2:07	6.74	55.03	0.87	0.08	-0.14	59.80	-244.16	1.53	-6.30	0.00	0.01	-0.27	-0.27
1/7/2008 2:17	6.74	54.97	0.85	0.09	-0.14	51.60	-245.69	1.53	-6.30	0.00	0.00	-0.26	-0.29
1/7/2008 2:27	6.74	55.04	0.87	0.09	-0.12	44.00	-245.69	1.53	-6.30	0.01	0.00	-0.26	-0.31
1/7/2008 2:37	6.74	55.04	0.85	0.09	-0.12	50.30	4.58	-1.53	-6.30	0.00	-0.01	-0.27	-0.27
1/7/2008 2:47	6.74	55.03	0.85	0.08	-0.09	54.80	-245.69	3.05	-6.30	0.01	0.00	-0.26	-0.29
1/7/2008 2:57	6.73	54.97	0.87	0.09	-0.09	49.80	-244.16	1.53	-6.30	-0.01	-0.01	-0.26	-0.29
1/7/2008 3:07	6.74	55.00	0.85	0.09	-0.11	55.10	-245.69	1.53	-6.30	0.00	0.01	-0.26	-0.32
1/7/2008 3:17	6.74	54.97	0.85	0.09	-0.14	50.60	-245.69	1.53	-6.30	0.00	0.00	-0.27	-0.32
1/7/2008 3:27	6.74	54.95	0.85	0.08	-0.09	56.20	4.58	1.53	-6.30	-0.01	0.01	-0.26	-0.29
1/7/2008 3:37	6.74	54.97	0.85	0.09	-0.15	54.40	-245.69	1.53	-6.30	0.02	0.00	-0.26	-0.27
1/7/2008 3:47	6.73	54.89	0.84	0.08	-0.12	56.60	-245.69	1.53	-6.30	0.01	0.00	-0.27	-0.32
1/7/2008 3:57	6.74	55.01	0.84	0.08	-0.11	51.20	-245.69	1.53	-6.30	0.02	0.00	-0.26	-0.29
1/7/2008 4:07	6.74	54.89	0.84	0.08	-0.11	44.50	-245.69	1.53	-6.30	0.01	0.02	-0.26	-0.31

DATE/TIME	AT-100V Prod. Water UF Inlet pH	LT-100V UF Feed Tank Level %	PT-100V UF Prefilter Inlet Pres. psig	PT-101V UF Prefilter Outlet Press. psig	PT-102V UF Unit Inlet Press. psig	TT-100V UF Unit Inlet Temp °F	AT-201V UF Unit pH Nano Stor	AT-200V Prod. Water Conductivity micromhos	FT-200V UF Unit Perm. Flow gpm	FT-201V UF Unit Conc. Flow gpm	FT-202V UF Unit Recycle Flow gpm	PT-200V UF Outlet Perm. Pres. psig	PT-201V UF Outlet Conc. Press psig
1/7/2008 4:17	6.75	54.94	0.84	0.08	-0.17	45.40	-245.69	1.53	-6.30	0.00	0.01	-0.26	-0.31
1/7/2008 4:27	6.76	54.97	0.82	0.06	-0.11	43.90	-245.69	1.53	-6.30	-0.01	0.00	-0.27	-0.31
1/7/2008 4:37	6.76	54.89	0.82	0.06	-0.12	48.20	-245.69	1.53	-6.30	0.00	0.00	-0.26	-0.32
1/7/2008 4:47	6.77	54.88	0.81	0.08	-0.17	42.50	-245.69	1.53	-6.30	0.01	0.00	-0.26	-0.32
1/7/2008 4:57	6.77	54.95	0.82	0.06	-0.12	48.90	-3.05	1.53	-6.30	0.00	-0.01	-0.26	-0.35
1/7/2008 5:07	6.78	54.97	0.82	0.08	-0.12	46.60	-245.69	1.53	-6.30	0.00	0.02	-0.27	-0.31
1/7/2008 5:17	6.77	54.97	0.84	0.06	-0.14	46.70	-245.69	1.53	-6.30	0.00	0.02	-0.27	-0.37
1/7/2008 5:27	6.77	54.92	0.82	0.08	-0.15	48.10	-245.69	0.00	-6.30	-0.02	0.00	-0.26	-0.35
1/7/2008 5:37	6.78	54.85	0.84	0.08	-0.15	47.40	-247.22	1.53	-6.30	-0.01	0.00	-0.27	-0.35
1/7/2008 5:47	6.77	54.89	0.84	0.08	-0.11	49.20	-245.69	1.53	-6.30	0.02	0.00	-0.26	-0.31
1/7/2008 5:57	6.77	54.95	0.84	0.08	-0.11	53.70	-245.69	1.53	-6.30	0.02	0.00	-0.27	-0.35
1/7/2008 6:07	6.77	54.88	0.82	0.08	-0.15	53.90	-245.69	1.53	-6.30	0.02	-0.01	-0.27	-0.32
1/7/2008 6:17	6.77	54.91	0.82	0.06	-0.17	46.20	-245.69	1.53	-6.30	0.00	0.00	-0.26	-0.34
1/7/2008 6:27	6.76	54.88	0.82	0.08	-0.11	49.10	-245.69	1.53	-6.30	0.01	0.02	-0.26	-0.35
1/7/2008 6:37	6.77	54.91	0.82	0.08	-0.12	51.30	-245.69	3.05	-6.30	0.02	0.02	-0.26	-0.35
1/7/2008 6:47	6.77	54.85	0.82	0.06	-0.11	49.80	-245.69	1.53	-6.30	0.02	0.00	-0.27	-0.34
1/7/2008 6:57	6.77	54.89	0.82	0.08	-0.17	52.20	-245.69	1.53	-6.30	0.02	0.01	-0.26	-0.31
1/7/2008 7:07	6.77	54.85	0.82	0.08	-0.17	51.70	-245.69	1.53	-6.30	0.01	-0.01	-0.27	-0.34
1/7/2008 7:17	6.77	54.89	0.82	0.06	-0.17	44.90	4.58	1.53	-6.30	0.00	0.00	-0.27	-0.35
1/7/2008 7:27	6.77	54.83	0.82	0.08	-0.14	49.80	-245.69	1.53	-6.30	0.00	0.00	-0.27	-0.35
1/7/2008 7:37	6.77	54.88	0.84	0.08	-0.14	51.40	-245.69	1.53	-6.30	0.00	0.00	-0.27	-0.31
1/7/2008 7:47	6.78	54.78	0.82	0.08	-0.11	53.40	-245.69	3.05	-6.30	0.00	0.02	-0.27	-0.34
1/7/2008 7:57	6.77	54.88	0.84	0.08	-0.15	60.10	-245.69	1.53	-6.30	-0.01	0.01	-0.27	-0.31
1/7/2008 8:07	6.77	54.89	0.87	0.09	-0.11	61.10	-245.69	1.53	-6.30	0.00	0.00	-0.27	-0.34
1/7/2008 8:17	6.76	54.89	0.85	0.09	-0.09	56.50	-245.69	1.53	-6.30	0.02	-0.01	-0.26	-0.32
1/7/2008 8:27	6.76	54.88	0.87	0.11	-0.14	59.50	-245.69	1.53	-6.30	0.01	0.00	-0.27	-0.32
1/7/2008 8:37	6.75	54.80	0.87	0.11	-0.09	58.80	-245.69	1.53	-6.30	0.00	-0.02	-0.27	-0.29
1/7/2008 8:47	6.74	54.77	0.89	0.11	-0.08	64.80	-244.16	1.53	-6.30	0.02	0.02	-0.29	-0.32
1/7/2008 8:57	6.74	54.78	0.89	0.11	-0.12	60.50	-245.69	1.53	-6.30	0.02	0.00	-0.27	-0.31
1/7/2008 9:07	6.74	54.78	0.89	0.11	-0.12	55.60	-245.69	1.53	-6.30	0.02	0.00	-0.27	-0.26
1/7/2008 9:17	6.73	54.80	0.89	0.09	-0.11	58.20	-244.16	3.05	-6.30	0.02	0.00	-0.27	-0.29
1/7/2008 9:27	6.73	54.78	0.90	0.11	-0.08	72.90	-245.69	0.00	-6.30	-0.01	0.00	-0.29	-0.27
1/7/2008 9:37	6.72	54.85	0.90	0.11	-0.14	63.40	-245.69	3.05	-6.30	0.00	0.00	-0.27	-0.27
1/7/2008 9:47	6.72	54.81	0.90	0.12	-0.12	71.20	-245.69	3.05	-6.30	0.00	0.00	-0.27	-0.29
1/7/2008 9:57	6.71	54.85	0.90	0.11	-0.08	65.80	-245.69	3.05	-6.30	0.00	0.01	-0.29	-0.24
1/7/2008 10:07	6.70	54.88	0.90	0.11	-0.08	62.80	-245.69	3.05	-6.30	0.00	0.01	-0.27	-0.26
1/7/2008 10:17	6.70	54.85	0.92	0.12	-0.08	64.00	-245.69	1.53	-6.30	-0.01	0.01	-0.27	-0.26
1/7/2008 10:27	6.70	54.83	0.92	0.12	-0.08	67.00	-244.16	1.53	-6.30	-0.01	0.00	-0.27	-0.23
1/7/2008 10:37	6.70	54.80	0.92	0.11	-0.08	71.50	-245.69	3.05	-6.30	0.00	0.00	-0.27	-0.23
1/7/2008 10:47	6.69	54.81	0.92	0.12	-0.12	70.60	-245.69	1.53	-6.30	0.01	0.00	-0.27	-0.21
1/7/2008 10:57	6.69	54.75	0.92	0.12	-0.06	64.60	-244.16	3.05	-6.30	0.02	0.00	-0.27	-0.23
1/7/2008 11:07	6.69	54.78	0.92	0.11	-0.12	65.00	-245.69	1.53	-6.30	-0.01	0.00	-0.29	-0.23
1/7/2008 11:17	6.68	54.77	0.95	0.12	-0.11	63.10	-245.69	1.53	-6.30	-0.01	0.02	-0.27	-0.21
1/7/2008 11:27	6.68	54.85	0.93	0.12	-0.09	71.70	-244.16	3.05	-6.30	-0.01	0.02	-0.27	-0.24
1/7/2008 11:37	6.67	54.83	0.95	0.12	-0.09	69.20	-244.16	3.05	-6.30	0.00	0.01	-0.27	-0.24
1/7/2008 11:47	6.68	54.77	0.95	0.12	-0.12	71.00	-244.16	3.05	-6.30	0.02	0.02	-0.27	-0.24
1/7/2008 11:57	6.67	54.81	0.95	0.14	-0.11	64.90	-244.16	3.05	-6.30	0.00	0.00	-0.27	-0.23
1/7/2008 12:07	6.67	54.74	0.95	0.12	-0.08	66.30	-245.69	3.05	-6.30	0.00	0.00	-0.29	-0.20
1/7/2008 12:17	6.67	54.77	0.95	0.14	-0.12	68.80	-244.16	1.53	-6.30	0.01	0.01	-0.27	-0.20
1/7/2008 12:27	6.67	54.75	0.95	0.14	-0.08	65.30	-244.16	3.05	-6.30	-0.01	0.02	-0.31	-0.20
1/7/2008 12:37	6.66	54.81	0.96	0.14	-0.08	70.10	-244.16	3.05	-6.30	0.00	0.02	-0.26	-0.18
1/7/2008 12:47	6.67	54.92	0.93	0.12	-0.09	53.70	-244.16	3.05	-6.30	0.00	0.02	-0.27	-0.21
1/7/2008 12:57	6.67	54.77	0.93	0.14	-0.08	68.40	-244.16	3.05	-6.30	0.03	0.00	-0.27	-0.18
1/7/2008 13:07	6.67	54.88	0.98	0.14	-0.08	65.60	-245.69	3.05	-6.30	0.02	0.00	-0.29	-0.21
1/7/2008 13:17	6.67	54.72	0.95	0.14	-0.09	65.80	-244.16	1.53	-6.30	0.03	0.00	-0.27	-0.23
1/7/2008 13:27	6.66	54.95	0.95	0.14	-0.11	65.80	-245.69	3.05	-6.30	0.00	0.03	-0.31	-0.20

DATE/TIME	AT-100V Prod. Water UF Inlet pH	LT-100V UF Feed Tank Level %	PT-100V UF Prefilter Inlet Pres. psig	PT-101V UF Prefilter Outlet Press. psig	PT-102V UF Unit Inlet Press. psig	TT-100V UF Unit Inlet Temp °F	AT-201V UF Unit pH Nano Stor	AT-200V Prod. Water Conductivity micromhos	FT-200V UF Unit Perm. Flow gpm	FT-201V UF Unit Conc. Flow gpm	FT-202V UF Unit Recycle Flow gpm	PT-200V UF Outlet Perm. Pres. psig	PT-201V UF Outlet Conc. Press psig
1/7/2008 13:37	6.66	54.77	0.95	0.14	-0.11	75.00	-244.16	3.05	-6.30	0.02	0.03	-0.27	-0.21
1/7/2008 13:47	6.66	54.86	0.95	0.14	-0.14	67.70	-245.69	3.05	-6.30	0.01	0.01	-0.27	-0.18
1/7/2008 13:57	6.67	54.54	0.93	0.14	-0.12	71.90	-244.16	3.05	-6.30	0.00	0.01	-0.27	-0.18
1/7/2008 14:07	6.66	54.71	0.96	0.14	-0.08	68.20	-244.16	3.05	-6.30	0.00	0.01	-0.27	-0.18
1/7/2008 14:17	6.66	54.91	0.96	0.14	-0.09	73.40	-244.16	3.05	-6.30	0.02	0.01	-0.29	-0.20
1/7/2008 14:27	6.66	54.94	0.96	0.14	-0.08	65.50	-244.16	3.05	-6.30	0.00	0.01	-0.27	-0.17
1/7/2008 14:37	6.65	54.95	0.96	0.14	-0.08	66.70	-244.16	3.05	-6.30	0.00	0.01	-0.27	-0.21
1/7/2008 14:47	6.68	54.71	0.96	0.14	-0.08	67.50	6.10	3.05	-6.30	0.00	0.03	-0.26	-0.18
1/7/2008 14:57	6.69	54.77	0.96	0.14	-0.11	73.10	-244.16	3.05	-6.30	0.00	0.03	-0.27	-0.17
1/7/2008 15:07	6.68	54.74	0.96	0.14	-0.06	76.90	-244.16	3.05	-6.30	0.00	0.02	-0.27	-0.21
1/7/2008 15:17	6.67	54.86	0.96	0.14	-0.06	70.90	-244.16	3.05	-6.30	0.00	0.01	-0.27	-0.23
1/7/2008 15:27	6.66	54.89	0.96	0.15	-0.09	72.00	-244.16	3.05	-6.30	0.01	0.02	-0.27	-0.18
1/7/2008 15:37	6.61	52.22	1.63	0.85	0.63	108.10	-244.16	3.05	-6.30	0.03	0.03	0.70	0.49
1/7/2008 15:47	6.60	53.72	49.49	25.15	59.94	102.70	-245.69	3.05	-6.30	13.88	19.02	12.82	46.65
1/7/2008 15:57	6.26	54.98	47.84	24.98	61.77	115.40	-244.16	3.05	-6.30	11.30	19.90	13.17	48.83
1/7/2008 16:07	6.15	55.03	48.36	24.48	61.56	94.00	-244.16	3.05	-6.30	11.15	20.20	12.67	49.17
1/7/2008 16:17	6.26	55.30	0.96	0.14	-0.08	99.70	-244.16	3.05	-6.30	-0.01	0.00	-0.29	-0.17
1/7/2008 16:27	6.23	55.24	0.96	0.14	-0.11	100.90	-244.16	3.05	-6.30	0.01	0.03	-0.29	-0.15
1/7/2008 16:37	6.21	55.35	0.96	0.15	-0.06	97.20	-245.69	4.58	-6.30	0.01	0.02	-0.27	-0.12
1/7/2008 16:47	6.19	55.35	0.96	0.14	-0.06	109.10	-244.16	1.53	-6.30	0.03	0.01	-0.27	-0.17
1/7/2008 16:57	6.18	55.35	0.96	0.14	-0.11	99.20	-244.16	3.05	-6.30	0.00	0.00	-0.27	-0.17
1/7/2008 17:07	6.17	55.30	0.95	0.14	-0.09	104.80	-244.16	3.05	-6.30	0.02	0.02	-0.27	-0.15
1/7/2008 17:17	6.17	55.27	0.96	0.15	-0.08	103.10	-244.16	3.05	-6.30	0.02	0.00	-0.27	-0.17
1/7/2008 17:27	6.18	55.20	0.95	0.14	-0.08	107.10	-244.16	3.05	-6.30	0.02	0.00	-0.29	-0.18
1/7/2008 17:37	6.19	55.26	0.95	0.14	-0.11	102.90	-244.16	3.05	-6.30	0.02	0.00	-0.27	-0.20
1/7/2008 17:47	6.18	55.35	0.95	0.14	-0.09	101.40	-244.16	3.05	-6.30	-0.01	0.00	-0.27	-0.17
1/7/2008 17:57	6.18	55.35	0.95	0.14	-0.06	103.90	-245.69	4.58	-6.30	0.02	0.02	-0.27	-0.17
1/7/2008 18:07	6.46	55.33	0.95	0.14	-0.08	105.00	6.10	3.05	-6.30	0.00	0.03	-0.27	-0.18
1/7/2008 18:17	6.48	55.35	0.93	0.12	-0.11	105.40	-245.69	3.05	-6.30	-0.01	0.01	-0.27	-0.21
1/7/2008 18:27	6.49	55.36	0.93	0.14	-0.09	105.60	-244.16	3.05	-6.30	0.01	0.01	-0.27	-0.18
1/7/2008 18:37	6.49	55.30	0.93	0.12	-0.11	107.10	-245.69	3.05	-6.30	0.00	0.01	-0.29	-0.21
1/7/2008 18:47	6.49	55.36	0.92	0.14	-0.09	100.90	-244.16	3.05	-6.30	0.01	0.00	-0.27	-0.21
1/7/2008 18:57	6.49	55.23	0.93	0.14	-0.11	110.60	-245.69	3.05	-6.30	0.00	0.00	-0.26	-0.18
1/7/2008 19:07	6.50	55.33	0.93	0.14	-0.12	104.40	-244.16	3.05	-6.30	0.00	0.01	-0.27	-0.21
1/7/2008 19:17	6.50	55.29	0.93	0.12	-0.08	110.00	-244.16	3.05	-6.30	0.00	0.00	-0.26	-0.20
1/7/2008 19:27	6.49	55.29	0.92	0.12	-0.11	106.90	-245.69	3.05	-6.30	0.00	0.01	-0.27	-0.23
1/7/2008 19:37	6.51	55.15	0.92	0.12	-0.09	100.50	-244.16	3.05	-6.30	0.00	0.02	-0.26	-0.20
1/7/2008 19:47	6.50	55.26	0.93	0.12	-0.09	98.90	-245.69	3.05	-6.30	0.01	0.01	-0.27	-0.21
1/7/2008 19:57	6.50	55.27	0.93	0.12	-0.08	101.20	-245.69	3.05	-6.30	-0.01	0.01	-0.26	-0.20
1/7/2008 20:07	6.51	55.30	0.92	0.12	-0.11	106.30	-244.16	3.05	-6.30	0.00	0.00	-0.29	-0.20
1/7/2008 20:17	6.49	55.27	0.93	0.12	-0.09	94.80	-244.16	3.05	-6.30	0.01	0.00	-0.26	-0.21
1/7/2008 20:27	6.51	55.23	0.92	0.12	-0.09	105.30	-245.69	1.53	-6.30	0.00	0.01	-0.27	-0.21
1/7/2008 20:37	6.51	55.30	0.92	0.12	-0.12	107.50	-244.16	3.05	-6.30	0.01	0.00	-0.26	-0.23
1/7/2008 20:47	6.51	55.26	0.92	0.12	-0.11	105.80	-244.16	3.05	-6.30	0.00	0.02	-0.27	-0.24
1/7/2008 20:57	6.51	55.18	0.92	0.12	-0.09	101.00	-244.16	3.05	-6.30	0.00	0.02	-0.26	-0.26
1/7/2008 21:07	6.50	55.30	0.92	0.11	-0.08	101.30	-245.69	1.53	-6.30	0.00	0.02	-0.26	-0.23
1/7/2008 21:17	6.51	55.17	0.92	0.11	-0.09	102.40	-245.69	3.05	-6.30	-0.01	0.01	-0.27	-0.24
1/7/2008 21:27	6.51	55.21	0.90	0.11	-0.12	99.70	-244.16	1.53	-6.30	0.00	0.01	-0.27	-0.21
1/7/2008 21:37	6.52	55.20	0.90	0.12	-0.09	97.30	-244.16	3.05	-6.30	0.00	0.00	-0.27	-0.26
1/7/2008 21:47	6.52	55.24	0.92	0.12	-0.11	95.60	-245.69	3.05	-6.30	0.00	0.00	-0.26	-0.24
1/7/2008 21:57	6.52	55.26	0.90	0.12	-0.12	100.50	-245.69	1.53	-6.30	0.00	0.00	-0.27	-0.26
1/7/2008 22:07	6.52	55.27	0.89	0.12	-0.09	97.70	-245.69	3.05	-6.30	0.00	0.00	-0.26	-0.26
1/7/2008 22:17	6.52	55.18	0.90	0.12	-0.09	99.20	-244.16	3.05	-6.30	0.00	0.02	-0.26	-0.26
1/7/2008 22:27	6.51	55.24	0.90	0.11	-0.11	100.60	-245.69	1.53	-6.30	0.00	0.01	-0.26	-0.23
1/7/2008 22:37	6.52	55.15	0.89	0.11	-0.11	101.50	-244.16	3.05	-6.30	-0.01	0.00	-0.26	-0.26
1/7/2008 22:47	6.52	55.29	0.90	0.12	-0.12	100.00	-245.69	1.53	-6.30	0.00	0.01	-0.27	-0.24

DATE/TIME	AT-100V Prod. Water UF Inlet pH	LT-100V UF Feed Tank Level %	PT-100V UF Prefilter Inlet Pres. psig	PT-101V UF Prefilter Outlet Press. psig	PT-102V UF Unit Inlet Press. psig	TT-100V UF Unit Inlet Temp °F	AT-201V UF Unit pH Nano Stor	AT-200V Prod. Water Conductivity micromhos	FT-200V UF Unit Perm. Flow gpm	FT-201V UF Unit Conc. Flow gpm	FT-202V UF Unit Recycle Flow gpm	PT-200V UF Outlet Perm. Pres. psig	PT-201V UF Outlet Conc. Press psig
1/7/2008 22:57	6.53	55.15	0.89	0.11	-0.08	99.20	-244.16	3.05	-6.30	0.00	0.01	-0.29	-0.27
1/7/2008 23:07	6.53	55.24	0.89	0.11	-0.09	100.70	-245.69	3.05	-6.30	0.01	0.00	-0.27	-0.26
1/7/2008 23:17	6.52	55.23	0.89	0.11	-0.09	101.40	-245.69	1.53	-6.30	0.00	0.01	-0.27	-0.27
1/7/2008 23:27	6.53	55.26	0.89	0.11	-0.11	100.50	-244.16	3.05	-6.30	0.00	0.00	-0.26	-0.24
1/7/2008 23:37	6.52	55.26	0.89	0.11	-0.09	100.60	-245.69	3.05	-6.30	0.01	0.01	-0.27	-0.26
1/7/2008 23:47	6.54	55.20	0.89	0.09	-0.12	98.70	-245.69	3.05	-6.30	0.00	0.02	-0.26	-0.27
1/7/2008 23:57	6.53	55.20	0.89	0.11	-0.09	98.60	4.58	1.53	-6.30	0.00	0.01	-0.26	-0.27
1/8/2008 0:07	6.54	55.17	0.87	0.11	-0.11	89.70	-245.69	1.53	-6.30	0.01	0.01	-0.26	-0.29
1/8/2008 0:17	6.54	55.18	0.85	0.09	-0.12	100.60	-245.69	1.53	-6.30	0.01	0.01	-0.26	-0.27
1/8/2008 0:27	6.55	55.29	0.85	0.09	-0.14	97.00	-244.16	3.05	-6.30	0.00	0.00	-0.26	-0.31
1/8/2008 0:37	6.55	55.15	0.84	0.09	-0.12	91.20	-244.16	1.53	-6.30	0.00	0.00	-0.26	-0.32
1/8/2008 0:47	6.55	55.21	0.82	0.08	-0.14	90.00	-245.69	3.05	-6.30	0.01	0.02	-0.26	-0.31
1/8/2008 0:57	6.57	55.15	0.82	0.08	-0.11	86.60	-245.69	1.53	-6.30	0.01	0.02	-0.26	-0.35
1/8/2008 1:08	6.57	55.17	0.82	0.08	-0.12	87.20	-245.69	1.53	-6.30	0.00	0.01	-0.26	-0.34
1/8/2008 1:18	6.57	55.21	0.81	0.08	-0.12	92.00	-245.69	1.53	-6.30	0.00	0.00	-0.26	-0.34
1/8/2008 1:28	6.58	55.20	0.81	0.08	-0.11	90.90	-245.69	1.53	-6.30	0.00	-0.01	-0.26	-0.32
1/8/2008 1:38	6.58	55.23	0.81	0.06	-0.12	89.90	-245.69	1.53	-6.30	0.01	-0.01	-0.26	-0.37
1/8/2008 1:48	6.59	55.14	0.81	0.06	-0.12	91.10	-245.69	1.53	-6.30	0.00	0.00	-0.26	-0.37
1/8/2008 1:58	6.59	55.17	0.81	0.08	-0.15	85.60	-245.69	1.53	-6.30	0.01	0.02	-0.27	-0.35
1/8/2008 2:08	6.59	55.17	0.81	0.06	-0.12	88.60	-245.69	1.53	-6.30	0.00	0.02	-0.26	-0.37
1/8/2008 2:18	6.60	55.12	0.81	0.06	-0.15	91.70	3.05	1.53	-6.30	0.01	0.00	-0.26	-0.37
1/8/2008 2:28	6.61	55.17	0.81	0.05	-0.12	82.70	-245.69	1.53	-6.30	0.00	0.00	-0.27	-0.37
1/8/2008 2:38	6.60	55.10	0.79	0.06	-0.12	85.10	-245.69	1.53	-6.30	-0.01	-0.01	-0.26	-0.37
1/8/2008 2:48	6.61	55.14	0.79	0.05	-0.17	87.50	-245.69	1.53	-6.30	-0.01	0.01	-0.27	-0.40
1/8/2008 2:58	6.61	55.17	0.79	0.05	-0.17	87.60	-245.69	1.53	-6.30	0.00	0.02	-0.26	-0.37
1/8/2008 3:08	6.62	55.15	0.79	0.06	-0.15	86.10	-245.69	1.53	-6.30	0.00	0.00	-0.27	-0.38
1/8/2008 3:18	6.62	55.10	0.79	0.05	-0.15	89.20	-245.69	1.53	-6.30	0.00	0.00	-0.27	-0.40
1/8/2008 3:28	6.63	55.07	0.79	0.06	-0.15	85.60	-245.69	0.00	-6.30	-0.01	0.00	-0.29	-0.37
1/8/2008 3:38	6.62	55.06	0.79	0.05	-0.14	84.50	-245.69	1.53	-6.30	0.00	-0.01	-0.26	-0.38
1/8/2008 3:48	6.62	55.17	0.78	0.05	-0.17	87.30	-247.22	1.53	-6.30	-0.01	0.00	-0.26	-0.38
1/8/2008 3:58	6.62	55.14	0.79	0.05	-0.14	84.20	3.05	1.53	-6.30	-0.01	-0.01	-0.27	-0.38
1/8/2008 4:08	6.62	55.15	0.79	0.06	-0.15	87.20	-247.22	1.53	-6.30	0.00	0.01	-0.27	-0.40
1/8/2008 4:18	6.63	55.14	0.79	0.05	-0.14	85.20	-245.69	1.53	-6.30	-0.01	0.00	-0.27	-0.37
1/8/2008 4:28	6.62	55.07	0.78	0.05	-0.17	87.30	-247.22	0.00	-6.30	0.00	-0.01	-0.27	-0.38
1/8/2008 4:38	6.63	55.06	0.79	0.05	-0.17	87.00	-245.69	1.53	-6.30	0.00	-0.01	-0.27	-0.40
1/8/2008 4:48	6.63	55.07	0.79	0.05	-0.17	85.60	-245.69	1.53	-6.30	-0.01	0.00	-0.27	-0.38
1/8/2008 4:58	6.63	55.06	0.79	0.06	-0.14	88.30	-245.69	1.53	-6.30	-0.01	0.00	-0.27	-0.40
1/8/2008 5:08	6.63	55.04	0.79	0.06	-0.14	85.00	-245.69	1.53	-6.30	-0.01	0.00	-0.27	-0.41
1/8/2008 5:18	6.63	55.07	0.78	0.03	-0.15	83.80	-245.69	1.53	-6.30	-0.02	0.02	-0.27	-0.38
1/8/2008 5:28	6.64	55.09	0.78	0.05	-0.15	84.60	-247.22	1.53	-6.30	0.02	0.00	-0.27	-0.41
1/8/2008 5:38	6.63	55.03	0.78	0.05	-0.17	86.60	-247.22	1.53	-6.30	-0.02	0.00	-0.27	-0.40
1/8/2008 5:48	6.63	55.07	0.78	0.05	-0.17	83.50	-245.69	1.53	-6.30	-0.01	0.00	-0.27	-0.40
1/8/2008 5:58	6.63	55.04	0.78	0.05	-0.14	83.20	-115.98	1.53	-6.30	-0.01	-0.01	-0.26	-0.38
1/8/2008 6:08	6.64	55.07	0.78	0.05	-0.17	84.80	-247.22	1.53	-6.30	-0.01	0.00	-0.29	-0.40
1/8/2008 6:18	6.63	55.03	0.78	0.05	-0.12	87.40	-245.69	1.53	-6.30	-0.02	0.00	-0.29	-0.43
1/8/2008 6:28	6.64	55.04	0.78	0.05	-0.15	84.80	-247.22	1.53	-6.30	-0.01	-0.01	-0.26	-0.40
1/8/2008 6:38	6.64	55.01	0.76	0.05	-0.17	81.50	-245.69	0.00	-6.30	-0.01	0.01	-0.26	-0.43
1/8/2008 6:48	6.65	55.07	0.76	0.05	-0.17	83.50	-245.69	0.00	-6.30	-0.02	0.01	-0.26	-0.40
1/8/2008 6:58	6.65	55.06	0.76	0.03	-0.15	82.50	-247.22	1.53	-6.30	-0.02	0.01	-0.27	-0.41
1/8/2008 7:08	6.64	55.01	0.76	0.05	-0.14	86.40	-247.22	0.00	-6.30	-0.02	0.00	-0.27	-0.41
1/8/2008 7:18	6.65	55.06	0.76	0.03	-0.17	81.60	-245.69	0.00	-6.30	-0.02	0.00	-0.27	-0.43
1/8/2008 7:28	6.64	55.03	0.76	0.03	-0.14	84.00	-247.22	1.53	-6.30	0.00	-0.02	-0.27	-0.41
1/8/2008 7:38	6.65	55.06	0.76	0.03	-0.14	82.70	-247.22	1.53	-6.30	-0.01	0.00	-0.29	-0.41
1/8/2008 7:48	6.65	55.01	0.76	0.03	-0.14	83.70	-247.22	1.53	-6.30	0.00	-0.02	-0.27	-0.41
1/8/2008 7:58	6.65	55.04	0.76	0.03	-0.15	83.80	-247.22	0.00	-6.30	0.00	0.00	-0.26	-0.40
1/8/2008 8:08	6.66	54.95	0.76	0.03	-0.18	83.80	-247.22	0.00	-6.30	-0.01	0.00	-0.27	-0.43

DATE/TIME	AT-100V Prod. Water UF Inlet pH	LT-100V UF Feed Tank Level %	PT-100V UF Prefilter Inlet Pres. psig	PT-101V UF Prefilter Outlet Press. psig	PT-102V UF Unit Inlet Press. psig	TT-100V UF Unit Inlet Temp °F	AT-201V UF Unit pH Nano Stor	AT-200V Prod. Water Conductivity micromhos	FT-200V UF Unit Perm. Flow gpm	FT-201V UF Unit Conc. Flow gpm	FT-202V UF Unit Recycle Flow gpm	PT-200V UF Outlet Perm. Pres. psig	PT-201V UF Outlet Conc. Press psig
1/8/2008 8:18	6.65	55.00	0.76	0.05	-0.18	84.10	-245.69	1.53	-6.30	0.00	-0.01	-0.27	-0.40
1/8/2008 8:28	6.65	54.94	0.76	0.05	-0.18	83.70	-247.22	1.53	-6.30	-0.01	0.00	-0.27	-0.40
1/8/2008 8:38	6.65	54.94	0.76	0.05	-0.17	83.70	-245.69	1.53	-6.30	0.00	-0.02	-0.27	-0.43
1/8/2008 8:48	6.65	54.92	0.78	0.05	-0.17	86.10	-247.22	1.53	-6.30	0.00	-0.01	-0.27	-0.41
1/8/2008 8:58	6.66	54.89	0.78	0.05	-0.17	88.00	-247.22	1.53	-6.30	-0.01	-0.01	-0.27	-0.43
1/8/2008 9:08	6.65	55.01	0.78	0.05	-0.14	89.20	-245.69	1.53	-6.30	-0.01	-0.01	-0.27	-0.40
1/8/2008 9:18	6.65	55.00	0.76	0.05	-0.14	84.20	-247.22	1.53	-6.30	0.00	0.01	-0.26	-0.41
1/8/2008 9:28	6.65	55.10	0.78	0.05	-0.17	89.40	-245.69	0.00	-6.30	-0.01	0.00	-0.27	-0.41
1/8/2008 9:38	6.65	55.00	0.79	0.06	-0.17	93.10	-245.69	1.53	-6.30	0.00	0.00	-0.27	-0.40
1/8/2008 9:48	6.64	54.95	0.79	0.06	-0.12	92.40	-245.69	1.53	-6.30	0.00	0.00	-0.26	-0.38
1/8/2008 9:58	6.65	54.98	0.79	0.06	-0.17	94.40	-245.69	1.53	-6.30	0.00	-0.01	-0.27	-0.40
1/8/2008 10:08	6.64	55.04	0.79	0.06	-0.12	91.20	-245.69	1.53	-6.30	0.01	-0.02	-0.29	-0.38
1/8/2008 10:18	6.64	55.00	0.79	0.08	-0.14	91.00	-247.22	1.53	-6.30	0.00	-0.01	-0.27	-0.37
1/8/2008 10:28	6.63	54.98	0.81	0.06	-0.15	93.80	-245.69	1.53	-6.30	0.01	0.00	-0.29	-0.37
1/8/2008 10:38	6.63	54.94	0.81	0.06	-0.12	95.10	-245.69	1.53	-6.30	0.01	0.00	-0.27	-0.37
1/8/2008 10:48	6.63	54.94	0.81	0.06	-0.15	94.20	-245.69	0.00	-6.30	0.00	-0.01	-0.27	-0.35
1/8/2008 10:58	6.62	54.94	0.81	0.06	-0.12	96.60	-245.69	3.05	-6.30	0.00	0.00	-0.27	-0.34
1/8/2008 11:08	6.62	54.92	0.82	0.08	-0.12	94.00	-247.22	1.53	-6.30	-0.01	0.00	-0.27	-0.34
1/8/2008 11:18	6.62	55.00	0.81	0.06	-0.12	93.30	-245.69	1.53	-6.30	0.01	-0.01	-0.27	-0.35
1/8/2008 11:28	6.61	54.85	0.82	0.08	-0.12	94.40	-245.69	1.53	-6.30	0.00	0.01	-0.26	-0.35
1/8/2008 11:38	6.61	54.95	0.82	0.08	-0.12	97.50	-245.69	1.53	-6.30	0.01	0.02	-0.29	-0.34
1/8/2008 11:48	6.61	54.89	0.84	0.08	-0.14	97.30	-245.69	1.53	-6.30	0.03	0.02	-0.27	-0.35
1/8/2008 11:58	6.60	54.92	0.84	0.09	-0.12	98.70	-245.69	1.53	-6.30	0.00	0.00	-0.27	-0.32
1/8/2008 12:08	6.60	54.92	0.84	0.09	-0.12	97.80	-247.22	1.53	-6.30	0.02	0.00	-0.27	-0.34
1/8/2008 12:18	6.59	54.89	0.84	0.08	-0.14	100.20	-245.69	3.05	-6.30	0.00	0.00	-0.27	-0.32
1/8/2008 12:28	6.59	54.86	0.84	0.08	-0.12	100.70	-245.69	1.53	-6.30	0.01	0.00	-0.31	-0.31
1/8/2008 12:38	6.59	54.89	0.85	0.08	-0.12	96.70	-245.69	3.05	-6.30	-0.02	0.00	-0.26	-0.32
1/8/2008 12:48	6.58	54.89	0.85	0.08	-0.11	96.00	-245.69	1.53	-6.30	-0.01	0.00	-0.26	-0.29
1/8/2008 12:58	6.58	54.86	0.85	0.09	-0.15	102.00	-245.69	1.53	-6.30	0.00	0.02	-0.27	-0.29
1/8/2008 13:08	6.57	54.86	0.85	0.09	-0.11	102.40	-245.69	1.53	-6.30	0.00	0.01	-0.27	-0.29
1/8/2008 13:18	6.57	54.86	0.85	0.09	-0.11	102.60	-245.69	1.53	-6.30	0.02	0.00	-0.27	-0.29
1/8/2008 13:28	6.58	54.89	0.85	0.09	-0.14	101.90	-245.69	1.53	-6.30	0.00	0.01	-0.26	-0.31
1/8/2008 13:38	6.56	54.85	0.87	0.11	-0.09	106.50	-245.69	1.53	-6.30	0.02	0.01	-0.27	-0.31
1/8/2008 13:48	6.56	54.86	0.89	0.11	-0.11	104.80	-245.69	3.05	-6.30	0.02	0.00	-0.26	-0.29
1/8/2008 13:58	6.56	54.89	0.85	0.11	-0.11	106.50	-245.69	1.53	-6.30	0.00	-0.01	-0.29	-0.26
1/8/2008 14:08	6.56	54.91	0.87	0.11	-0.14	105.00	-244.16	1.53	-6.30	0.02	0.02	-0.29	-0.29
1/8/2008 14:18	6.55	54.92	0.89	0.11	-0.12	101.20	-245.69	3.05	-6.30	0.02	0.01	-0.26	-0.26
1/8/2008 14:28	6.55	54.86	0.89	0.09	-0.11	105.80	-245.69	1.53	-6.30	-0.01	0.02	-0.27	-0.27
1/8/2008 14:38	6.55	54.86	0.89	0.11	-0.11	98.80	-245.69	3.05	-6.30	0.02	0.02	-0.27	-0.26
1/8/2008 14:48	6.55	54.83	0.89	0.11	-0.09	101.90	-245.69	1.53	-6.30	-0.01	0.00	-0.26	-0.26
1/8/2008 14:58	6.54	54.88	0.89	0.11	-0.08	100.10	-245.69	3.05	-6.30	0.02	0.00	-0.27	-0.24
1/8/2008 15:08	6.54	54.86	0.89	0.11	-0.12	104.70	-244.16	3.05	-6.30	0.02	-0.01	-0.27	-0.24
1/8/2008 15:18	6.54	54.88	0.90	0.11	-0.12	103.10	-244.16	1.53	-6.30	0.01	0.00	-0.27	-0.24
1/8/2008 15:28	6.54	54.83	0.90	0.11	-0.12	103.10	-245.69	1.53	-6.30	0.00	0.02	-0.26	-0.24
1/8/2008 15:38	6.54	54.86	0.90	0.11	-0.09	106.10	-244.16	3.05	-6.30	0.01	0.00	-0.27	-0.26
1/8/2008 15:48	6.54	54.88	0.90	0.11	-0.12	102.10	-244.16	1.53	-6.30	0.00	0.01	-0.26	-0.24
1/8/2008 15:58	6.54	54.92	0.90	0.11	-0.11	98.70	-245.69	1.53	-6.30	0.00	0.00	-0.26	-0.24
1/8/2008 16:08	6.53	54.91	0.90	0.11	-0.12	106.00	-245.69	3.05	-6.30	0.00	0.00	-0.26	-0.26
1/8/2008 16:18	6.53	54.94	0.90	0.12	-0.09	99.60	-244.16	1.53	-6.30	0.00	0.00	-0.27	-0.27
1/8/2008 16:28	6.53	54.91	0.90	0.12	-0.12	98.00	-245.69	3.05	-6.30	-0.01	0.02	-0.26	-0.26
1/8/2008 16:38	6.54	54.88	0.90	0.11	-0.12	98.90	-244.16	1.53	-6.30	0.01	0.02	-0.26	-0.26
1/8/2008 16:48	6.54	54.88	0.90	0.11	-0.11	103.10	-245.69	3.05	-6.30	0.00	0.02	-0.26	-0.26
1/8/2008 16:58	6.54	54.94	0.90	0.11	-0.11	96.60	-245.69	1.53	-6.30	0.00	0.01	-0.26	-0.26
1/8/2008 17:08	6.55	54.88	0.89	0.11	-0.12	91.40	-245.69	1.53	-6.30	-0.01	0.00	-0.27	-0.29
1/8/2008 17:18	6.54	54.91	0.85	0.11	-0.12	96.10	-245.69	3.05	-6.30	0.00	0.00	-0.26	-0.29
1/8/2008 17:28	6.55	54.86	0.87	0.09	-0.11	92.50	-244.16	3.05	-6.30	-0.01	-0.01	-0.26	-0.29

DATE/TIME	AT-100V Prod. Water UF Inlet pH	LT-100V UF Feed Tank Level %	PT-100V UF Prefilter Inlet Pres. psig	PT-101V UF Prefilter Outlet Press. psig	PT-102V UF Unit Inlet Press. psig	TT-100V UF Unit Inlet Temp °F	AT-201V UF Unit pH Nano Stor	AT-200V Prod. Water Conductivity micromhos	FT-200V UF Unit Perm. Flow gpm	FT-201V UF Unit Conc. Flow gpm	FT-202V UF Unit Recycle Flow gpm	PT-200V UF Outlet Perm. Pres. psig	PT-201V UF Outlet Conc. Press psig
1/8/2008 17:38	6.54	54.86	0.84	0.09	-0.11	94.20	-245.69	1.53	-6.30	-0.02	-0.01	-0.26	-0.29
1/8/2008 17:48	6.55	54.94	0.84	0.09	-0.09	91.40	-245.69	1.53	-6.30	0.01	0.02	-0.26	-0.32
1/8/2008 17:58	6.57	54.85	0.82	0.08	-0.09	91.90	-245.69	3.05	-6.30	-0.02	0.02	-0.27	-0.34
1/8/2008 18:08	6.57	54.94	0.81	0.08	-0.14	88.80	-245.69	1.53	-6.30	-0.01	0.01	-0.26	-0.32
1/8/2008 18:18	6.58	54.91	0.82	0.08	-0.12	89.30	-245.69	1.53	-6.30	-0.01	0.01	-0.26	-0.35
1/8/2008 18:28	6.57	54.83	0.82	0.06	-0.14	85.40	4.58	1.53	-6.30	0.00	0.01	-0.26	-0.35
1/8/2008 18:38	6.59	54.89	0.81	0.06	-0.14	84.70	-245.69	3.05	-6.30	-0.01	0.00	-0.29	-0.34
1/8/2008 18:48	6.59	54.85	0.81	0.06	-0.12	86.40	-247.22	1.53	-6.30	0.01	0.01	-0.26	-0.37
1/8/2008 18:58	6.61	54.94	0.79	0.06	-0.14	82.90	-245.69	1.53	-6.30	0.00	0.02	-0.29	-0.35
1/8/2008 19:08	6.61	54.91	0.79	0.05	-0.12	85.50	4.58	1.53	-6.30	0.00	0.01	-0.26	-0.38
1/8/2008 19:18	6.62	54.81	0.79	0.05	-0.17	86.10	-245.69	1.53	-6.30	0.01	0.00	-0.26	-0.38
1/8/2008 19:28	6.62	54.85	0.78	0.03	-0.15	87.60	-245.69	1.53	-6.30	0.00	0.00	-0.27	-0.38
1/8/2008 19:38	6.63	54.91	0.76	0.03	-0.15	84.20	4.58	3.05	-6.30	-0.01	-0.01	-0.27	-0.40
1/8/2008 19:48	6.63	54.81	0.76	0.05	-0.15	83.40	-245.69	1.53	-6.30	0.00	0.00	-0.26	-0.37
1/8/2008 19:58	6.63	54.81	0.76	0.03	-0.14	86.60	-247.22	1.53	-6.30	-0.01	-0.01	-0.26	-0.37
1/8/2008 20:08	6.64	54.78	0.76	0.05	-0.14	80.90	-245.69	1.53	-6.30	0.01	0.00	-0.27	-0.40
1/8/2008 20:18	6.64	54.81	0.76	0.02	-0.14	84.70	-247.22	1.53	-6.30	-0.01	0.00	-0.26	-0.41
1/8/2008 20:28	6.65	54.80	0.75	0.03	-0.17	82.80	-245.69	1.53	-6.30	0.00	0.00	-0.27	-0.40
1/8/2008 20:38	6.66	54.83	0.73	0.03	-0.17	82.60	-247.22	1.53	-6.30	0.00	-0.01	-0.27	-0.43
1/8/2008 20:48	6.65	54.83	0.75	0.03	-0.15	80.10	-245.69	0.00	-6.30	-0.01	-0.01	-0.27	-0.41
1/8/2008 20:58	6.65	54.81	0.73	0.02	-0.18	82.30	-245.69	1.53	-6.30	0.00	-0.02	-0.27	-0.43
1/8/2008 21:08	6.67	54.78	0.73	0.02	-0.18	80.70	-247.22	1.53	-6.30	0.00	0.01	-0.27	-0.44
1/8/2008 21:18	6.67	54.77	0.72	0.02	-0.18	81.50	-245.69	0.00	-6.30	0.00	0.01	-0.27	-0.43
1/8/2008 21:28	6.68	54.83	0.72	0.02	-0.17	78.90	-247.22	1.53	-6.30	0.00	0.00	-0.27	-0.44
1/8/2008 21:38	6.68	54.80	0.73	0.02	-0.17	80.00	-245.69	1.53	-6.30	0.00	0.00	-0.27	-0.44
1/8/2008 21:48	6.68	54.75	0.73	0.02	-0.15	77.60	-245.69	1.53	-6.30	0.01	0.00	-0.27	-0.46
1/8/2008 21:58	6.68	54.78	0.73	0.02	-0.15	82.50	-247.22	0.00	-6.30	0.00	0.00	-0.26	-0.43
1/8/2008 22:08	6.69	54.83	0.73	0.00	-0.18	79.50	-245.69	1.53	-6.30	0.00	-0.01	-0.27	-0.46
1/8/2008 22:18	6.68	54.75	0.72	0.02	-0.17	80.90	-247.22	1.53	-6.30	-0.01	0.00	-0.27	-0.44
1/8/2008 22:28	6.69	54.81	0.72	0.02	-0.17	78.70	-245.69	1.53	-6.30	-0.01	0.01	-0.27	-0.47
1/8/2008 22:38	6.69	54.72	0.72	0.02	-0.20	77.40	-247.22	0.00	-6.30	0.00	0.01	-0.27	-0.44
1/8/2008 22:48	6.69	54.80	0.72	0.00	-0.20	77.20	-247.22	1.53	-6.30	0.00	0.00	-0.27	-0.47
1/8/2008 22:58	6.70	54.78	0.70	0.00	-0.17	80.90	-247.22	0.00	-6.30	0.00	-0.02	-0.27	-0.46
1/8/2008 23:08	6.70	54.80	0.70	0.00	-0.17	76.90	-245.69	0.00	-6.30	0.01	0.00	-0.27	-0.47
1/8/2008 23:18	6.71	54.74	0.70	-0.02	-0.17	79.80	-247.22	0.00	-6.30	0.00	-0.02	-0.27	-0.46
1/8/2008 23:28	6.70	54.74	0.70	-0.02	-0.20	78.90	-245.69	1.53	-6.30	0.01	0.01	-0.27	-0.49
1/8/2008 23:38	6.71	54.77	0.70	0.00	-0.17	76.90	-247.22	1.53	-6.30	-0.01	0.00	-0.27	-0.46
1/8/2008 23:48	6.71	54.72	0.72	0.00	-0.20	76.30	-247.22	0.00	-6.30	0.00	0.00	-0.27	-0.49
1/8/2008 23:58	6.72	54.69	0.70	0.00	-0.21	73.10	-247.22	0.00	-6.30	0.00	-0.01	-0.31	-0.46
1/9/2008 0:08	6.72	54.72	0.67	0.00	-0.20	77.40	-247.22	0.00	-6.30	-0.01	-0.01	-0.27	-0.50
1/9/2008 0:18	6.71	54.74	0.70	-0.02	-0.18	76.70	-247.22	1.53	-6.30	0.00	-0.01	-0.27	-0.47
1/9/2008 0:28	6.72	54.69	0.69	-0.02	-0.18	77.40	-247.22	0.00	-6.30	0.02	-0.02	-0.27	-0.49
1/9/2008 0:38	6.72	54.74	0.69	-0.02	-0.21	78.40	-247.22	1.53	-6.30	0.00	0.00	-0.27	-0.47
1/9/2008 0:48	6.72	54.74	0.69	-0.02	-0.18	74.80	-247.22	0.00	-6.30	0.01	0.02	-0.27	-0.49
1/9/2008 0:58	6.72	54.66	0.69	-0.02	-0.21	77.70	-247.22	1.53	-6.30	0.00	-0.01	-0.27	-0.50
1/9/2008 1:08	6.72	54.65	0.69	0.00	-0.21	74.40	-247.22	0.00	-6.30	0.01	-0.01	-0.27	-0.49
1/9/2008 1:18	6.71	54.68	0.70	0.00	-0.17	78.90	-247.22	0.00	-6.30	-0.01	-0.01	-0.27	-0.49
1/9/2008 1:28	6.72	54.71	0.70	0.00	-0.20	79.20	3.05	1.53	-6.30	0.00	-0.01	-0.26	-0.50
1/9/2008 1:38	6.72	54.68	0.70	0.02	-0.18	79.80	-247.22	0.00	-6.30	-0.01	-0.01	-0.29	-0.47
1/9/2008 1:48	6.72	54.63	0.72	0.00	-0.18	80.40	-245.69	0.00	-6.30	-0.02	-0.02	-0.27	-0.50
1/9/2008 1:58	6.72	54.63	0.72	0.00	-0.18	79.30	-247.22	1.53	-6.30	-0.02	0.01	-0.27	-0.46
1/9/2008 2:08	6.72	54.69	0.70	0.00	-0.18	79.50	-247.22	0.00	-6.30	-0.01	0.00	-0.27	-0.47
1/9/2008 2:18	6.72	54.72	0.72	0.00	-0.18	81.10	-247.22	1.53	-6.30	0.02	0.00	-0.27	-0.49
1/9/2008 2:28	6.72	54.60	0.70	0.00	-0.15	83.00	-247.22	0.00	-6.30	-0.01	-0.01	-0.27	-0.47
1/9/2008 2:38	6.72	54.68	0.72	0.00	-0.18	80.50	-245.69	1.53	-6.30	-0.02	-0.01	-0.29	-0.50
1/9/2008 2:48	6.71	54.66	0.69	0.00	-0.17	80.60	-245.69	0.00	-6.30	0.01	-0.02	-0.27	-0.47

DATE/TIME	AT-100V Prod. Water UF Inlet pH	LT-100V UF Feed Tank Level %	PT-100V UF Prefilter Inlet Pres. psig	PT-101V UF Prefilter Outlet Press. psig	PT-102V UF Unit Inlet Press. psig	TT-100V UF Unit Inlet Temp °F	AT-201V UF Unit pH Nano Stor	AT-200V Prod. Water Conductivity micromhos	FT-200V UF Unit Perm. Flow gpm	FT-201V UF Unit Conc. Flow gpm	FT-202V UF Unit Recycle Flow gpm	PT-200V UF Outlet Perm. Pres. psig	PT-201V UF Outlet Conc. Press psig
1/9/2008 2:58	6.73	54.66	0.70	0.00	-0.20	77.90	-231.95	0.00	-6.30	-0.01	-0.02	-0.27	-0.47
1/9/2008 3:08	6.71	54.59	0.70	0.00	-0.20	78.90	-247.22	0.00	-6.30	0.01	0.01	-0.27	-0.50
1/9/2008 3:18	6.72	54.68	0.69	0.00	-0.20	78.40	-245.69	0.00	-6.30	-0.02	-0.01	-0.29	-0.52
1/9/2008 3:28	6.73	54.62	0.69	0.00	-0.18	79.60	-247.22	1.53	-6.30	-0.01	-0.01	-0.27	-0.52
1/9/2008 3:38	6.72	54.63	0.67	0.00	-0.18	76.60	-247.22	1.53	-6.30	-0.01	-0.01	-0.27	-0.52
1/9/2008 3:48	6.73	54.63	0.69	0.00	-0.20	78.80	3.05	0.00	-6.30	0.00	-0.01	-0.27	-0.52
1/9/2008 3:58	6.72	54.63	0.69	0.00	-0.18	76.10	-247.22	0.00	-6.30	-0.01	-0.02	-0.29	-0.47
1/9/2008 4:08	6.73	54.65	0.69	-0.02	-0.21	74.10	-247.22	0.00	-6.30	-0.01	0.01	-0.29	-0.53
1/9/2008 4:18	6.73	54.59	0.69	-0.02	-0.20	73.30	-247.22	0.00	-6.30	-0.01	-0.01	-0.27	-0.50
1/9/2008 4:28	6.74	54.65	0.67	-0.02	-0.18	73.80	-247.22	0.00	-6.30	-0.01	0.00	-0.29	-0.55
1/9/2008 4:38	6.74	54.56	0.66	-0.03	-0.23	72.80	-247.22	0.00	-6.30	0.00	-0.01	-0.27	-0.53
1/9/2008 4:48	6.75	54.62	0.66	-0.03	-0.18	73.30	-247.22	0.00	-6.30	-0.01	-0.02	-0.27	-0.52
1/9/2008 4:58	6.74	54.57	0.66	-0.03	-0.18	76.00	-247.22	0.00	-6.30	-0.01	-0.02	-0.29	-0.56
1/9/2008 5:08	6.74	54.66	0.64	-0.03	-0.23	71.60	-247.22	0.00	-6.30	-0.01	0.00	-0.29	-0.55
1/9/2008 5:18	6.75	54.65	0.64	-0.03	-0.18	73.90	-247.22	0.00	-6.30	0.00	0.00	-0.29	-0.52
1/9/2008 5:28	6.75	54.54	0.64	-0.03	-0.20	70.30	-247.22	1.53	-6.30	0.00	-0.01	-0.29	-0.56
1/9/2008 5:38	6.75	54.59	0.64	-0.03	-0.21	70.10	-247.22	0.00	-6.30	0.00	0.00	-0.29	-0.53
1/9/2008 5:48	6.76	54.57	0.64	-0.05	-0.21	69.70	-247.22	1.53	-6.30	-0.02	-0.02	-0.29	-0.56
1/9/2008 5:58	6.76	54.59	0.64	-0.05	-0.21	68.30	-247.22	0.00	-6.30	-0.01	-0.02	-0.29	-0.56
1/9/2008 6:08	6.77	54.57	0.64	-0.05	-0.24	73.80	-247.22	-1.53	-6.30	-0.02	-0.01	-0.29	-0.55
1/9/2008 6:18	6.76	54.52	0.63	-0.05	-0.20	68.30	-247.22	0.00	-6.30	-0.01	-0.01	-0.29	-0.55
1/9/2008 6:28	6.77	54.59	0.64	-0.05	-0.20	70.60	-247.22	0.00	-6.30	-0.02	0.00	-0.29	-0.58
1/9/2008 6:38	6.77	54.56	0.63	-0.05	-0.20	72.50	-247.22	0.00	-6.30	-0.01	-0.01	-0.31	-0.55
1/9/2008 6:48	6.77	54.59	0.63	-0.03	-0.21	74.50	-247.22	0.00	-6.30	-0.02	-0.01	-0.29	-0.56
1/9/2008 6:58	6.78	54.51	0.64	-0.05	-0.21	73.60	-247.22	0.00	-6.30	-0.02	-0.01	-0.29	-0.55
1/9/2008 7:08	6.78	54.48	0.63	-0.05	-0.20	73.30	-247.22	0.00	-6.30	-0.02	-0.02	-0.29	-0.58
1/9/2008 7:18	6.78	54.49	0.61	-0.05	-0.20	68.60	-247.22	1.53	-6.30	-0.01	0.02	-0.29	-0.58
1/9/2008 7:28	6.78	54.46	0.61	-0.05	-0.23	69.70	-248.74	0.00	-6.30	-0.02	0.02	-0.29	-0.58
1/9/2008 7:38	6.78	54.46	0.63	-0.05	-0.24	73.60	-247.22	1.53	-6.30	-0.02	0.00	-0.29	-0.60
1/9/2008 7:48	6.78	54.45	0.64	-0.05	-0.21	72.60	-247.22	0.00	-6.30	-0.02	0.00	-0.27	-0.58
1/9/2008 7:58	6.78	54.48	0.64	-0.03	-0.21	74.80	-247.22	-1.53	-6.30	-0.02	0.00	-0.27	-0.56
1/9/2008 8:08	6.78	54.46	0.66	-0.03	-0.23	80.30	-59.51	1.53	-6.30	-0.02	0.00	-0.29	-0.55
1/9/2008 8:18	6.77	54.46	0.67	-0.03	-0.23	77.50	-245.69	1.53	-6.30	-0.02	-0.01	-0.31	-0.55
1/9/2008 8:28	6.78	54.43	0.67	-0.02	-0.21	77.90	-247.22	0.00	-6.30	-0.02	-0.02	-0.31	-0.53
1/9/2008 8:38	6.77	54.46	0.69	-0.02	-0.18	81.40	-247.22	0.00	-6.30	-0.02	0.00	-0.27	-0.49
1/9/2008 8:48	6.77	54.42	0.70	0.00	-0.17	89.10	-247.22	0.00	-6.30	-0.02	0.00	-0.27	-0.50
1/9/2008 8:58	6.76	54.42	0.75	0.03	-0.17	87.10	-247.22	1.53	-6.30	-0.01	0.01	-0.27	-0.44
1/9/2008 9:08	6.74	54.43	0.76	0.05	-0.17	92.80	-245.69	0.00	-6.30	-0.01	-0.01	-0.27	-0.46
1/9/2008 9:18	6.74	54.43	0.79	0.06	-0.12	95.00	-247.22	1.53	-6.30	0.00	-0.01	-0.27	-0.41
1/9/2008 9:28	6.71	54.42	0.82	0.08	-0.11	97.30	-245.69	1.53	-6.30	-0.01	-0.01	-0.27	-0.40
1/9/2008 9:38	6.70	54.45	0.84	0.09	-0.12	100.50	-245.69	1.53	-6.30	-0.02	0.01	-0.29	-0.41
1/9/2008 9:48	6.68	54.40	0.85	0.09	-0.12	99.90	-247.22	0.00	-6.30	-0.01	0.01	-0.27	-0.37
1/9/2008 9:58	6.66	54.42	0.85	0.11	-0.14	100.50	-245.69	1.53	-6.30	-0.01	0.02	-0.27	-0.40
1/9/2008 10:08	6.64	54.40	0.87	0.09	-0.12	102.40	-245.69	1.53	-6.30	0.00	0.00	-0.27	-0.35
1/9/2008 10:18	6.64	54.45	0.89	0.09	-0.12	101.30	-245.69	1.53	-6.30	0.00	0.01	-0.27	-0.35
1/9/2008 10:28	6.61	54.42	0.87	0.11	-0.11	100.60	-247.22	1.53	-6.30	0.00	0.00	-0.27	-0.32
1/9/2008 10:38	6.61	54.45	0.89	0.11	-0.09	102.90	-245.69	1.53	-6.30	0.00	-0.02	-0.27	-0.35
1/9/2008 10:48	6.60	54.40	0.90	0.11	-0.14	103.10	-245.69	1.53	-6.30	0.00	-0.01	-0.27	-0.34
1/9/2008 10:58	6.59	54.27	0.90	0.11	-0.09	103.40	-245.69	1.53	-6.30	-0.01	0.00	-0.31	-0.32
1/9/2008 11:08	6.58	54.36	0.90	0.11	-0.14	102.60	-245.69	1.53	-6.30	0.00	0.02	-0.27	-0.31
1/9/2008 11:18	6.58	54.45	0.90	0.11	-0.11	103.80	-245.69	3.05	-6.30	0.00	0.02	-0.27	-0.31
1/9/2008 11:28	6.59	54.43	0.90	0.12	-0.12	100.20	-245.69	1.53	-6.30	0.01	0.01	-0.27	-0.29
1/9/2008 11:38	6.58	54.46	0.92	0.12	-0.08	104.00	-245.69	1.53	-6.30	0.01	0.00	-0.29	-0.27
1/9/2008 11:48	6.57	54.45	0.90	0.12	-0.12	97.70	-245.69	1.53	-6.30	0.00	0.00	-0.29	-0.26
1/9/2008 11:58	6.56	54.46	0.92	0.11	-0.09	102.20	-245.69	1.53	-6.30	0.00	0.00	-0.29	-0.26
1/9/2008 12:08	6.57	54.51	0.92	0.12	-0.09	93.60	-245.69	1.53	-6.30	0.00	0.00	-0.29	-0.29

DATE/TIME	AT-100V Prod. Water UF Inlet pH	LT-100V UF Feed Tank Level %	PT-100V UF Prefilter Inlet Pres. psig	PT-101V UF Prefilter Outlet Press. psig	PT-102V UF Unit Inlet Press. psig	TT-100V UF Unit Inlet Temp °F	AT-201V UF Unit pH Nano Stor	AT-200V Prod. Water Conductivity micromhos	FT-200V UF Unit Perm. Flow gpm	FT-201V UF Unit Conc. Flow gpm	FT-202V UF Unit Recycle Flow gpm	PT-200V UF Outlet Perm. Pres. psig	PT-201V UF Outlet Conc. Press psig
1/9/2008 12:18	6.52	54.45	0.92	0.12	-0.12	83.70	-245.69	3.05	-6.30	0.00	0.00	-0.26	-0.26
1/9/2008 12:28	6.56	54.45	0.93	0.12	-0.08	70.10	-245.69	3.05	-6.30	0.00	0.01	-0.26	-0.24
1/9/2008 12:38	6.55	54.49	0.93	0.12	-0.08	96.60	-244.16	1.53	-6.30	0.00	0.02	-0.27	-0.23
1/9/2008 12:48	6.55	54.42	0.93	0.14	-0.09	74.20	-245.69	1.53	-6.30	0.01	0.01	-0.27	-0.24
1/9/2008 12:58	6.55	54.60	0.93	0.12	-0.12	76.90	4.58	3.05	-6.30	0.01	0.00	-0.26	-0.27
1/9/2008 13:08	6.55	54.43	0.93	0.14	-0.12	80.80	-244.16	3.05	-6.30	0.01	0.01	-0.27	-0.27
1/9/2008 13:18	6.55	54.46	0.93	0.12	-0.11	80.90	-245.69	3.05	-6.30	0.01	0.00	-0.27	-0.24
1/9/2008 13:28	6.54	54.46	0.93	0.14	-0.12	80.80	-245.69	3.05	-6.30	0.02	0.00	-0.27	-0.23
1/9/2008 13:38	6.55	54.52	0.95	0.12	-0.09	72.60	-244.16	3.05	-6.30	0.02	0.00	-0.27	-0.24
1/9/2008 13:48	6.54	54.43	0.95	0.14	-0.06	74.20	-245.69	3.05	-6.30	0.02	0.02	-0.27	-0.20
1/9/2008 13:58	6.54	54.48	0.93	0.14	-0.08	78.00	-244.16	3.05	-6.30	0.01	0.00	-0.27	-0.20
1/9/2008 14:08	6.55	54.39	0.93	0.14	-0.11	83.80	-245.69	3.05	-6.30	0.01	0.01	-0.29	-0.26
1/9/2008 14:18	6.55	54.54	0.93	0.14	-0.11	73.10	-245.69	3.05	-6.30	0.02	0.01	-0.27	-0.20
1/9/2008 14:28	6.55	54.54	0.95	0.14	-0.08	80.60	-244.16	1.53	-6.30	0.01	0.01	-0.31	-0.20
1/9/2008 14:38	6.55	54.45	0.93	0.12	-0.11	86.70	-244.16	3.05	-6.30	0.01	0.00	-0.26	-0.21
1/9/2008 14:48	6.55	54.45	0.95	0.14	-0.09	74.20	-244.16	3.05	-6.30	0.01	0.00	-0.27	-0.23
1/9/2008 14:58	6.55	54.48	0.96	0.15	-0.05	86.10	-244.16	3.05	-6.30	0.01	0.02	-0.27	-0.21
1/9/2008 15:08	6.55	54.48	0.95	0.11	-0.09	80.80	-245.69	3.05	-6.30	0.01	0.02	-0.26	-0.23
1/9/2008 15:18	6.54	54.42	0.95	0.14	-0.12	81.10	-245.69	3.05	-6.30	0.00	0.01	-0.26	-0.21
1/9/2008 15:28	6.55	54.43	0.93	0.12	-0.09	73.90	-245.69	3.05	-6.30	0.01	0.00	-0.27	-0.20
1/9/2008 15:38	6.55	54.51	0.93	0.14	-0.06	98.10	-244.16	3.05	-6.30	0.00	0.00	-0.31	-0.21
1/9/2008 15:48	6.56	54.40	0.95	0.14	-0.11	105.70	-244.16	3.05	-6.30	0.01	0.00	-0.27	-0.23
1/9/2008 15:58	6.55	54.56	0.95	0.14	-0.09	99.70	-244.16	3.05	-6.30	0.01	0.00	-0.27	-0.20
1/9/2008 16:08	6.55	54.49	0.95	0.14	-0.11	103.80	-244.16	4.58	-6.30	0.00	0.02	-0.27	-0.21
1/9/2008 16:18	6.54	54.48	0.95	0.14	-0.09	96.90	-245.69	3.05	-6.30	0.01	0.01	-0.29	-0.18
1/9/2008 16:28	6.54	54.59	0.95	0.14	-0.11	106.40	-244.16	3.05	-6.30	0.01	0.01	-0.27	-0.23
1/9/2008 16:38	6.54	54.59	0.93	0.14	-0.06	101.10	-245.69	3.05	-6.30	0.00	0.01	-0.26	-0.20
1/9/2008 16:48	6.54	54.54	0.93	0.12	-0.11	97.20	-244.16	3.05	-6.30	0.01	0.00	-0.26	-0.20
1/9/2008 16:58	6.54	54.54	0.92	0.12	-0.11	97.00	-245.69	3.05	-6.30	0.00	0.00	-0.27	-0.20
1/9/2008 17:08	6.55	54.54	0.93	0.14	-0.12	91.60	-244.16	3.05	-6.30	0.00	0.03	-0.27	-0.20
1/9/2008 17:18	6.54	54.59	0.92	0.14	-0.08	93.40	-244.16	3.05	-6.30	0.00	0.02	-0.27	-0.24
1/9/2008 17:28	6.55	54.60	0.92	0.14	-0.11	96.80	-244.16	3.05	-6.30	0.01	0.01	-0.27	-0.23
1/9/2008 17:38	6.55	54.59	0.92	0.14	-0.11	96.60	-245.69	3.05	-6.30	0.01	0.01	-0.26	-0.23
1/9/2008 17:48	6.55	54.62	0.92	0.12	-0.08	98.20	-244.16	3.05	-6.30	0.00	0.00	-0.26	-0.21
1/9/2008 17:58	6.55	54.63	0.92	0.12	-0.12	87.10	-245.69	3.05	-6.30	0.01	0.01	-0.26	-0.23
1/9/2008 18:08	6.54	54.63	0.92	0.12	-0.08	91.50	-245.69	4.58	-6.30	0.00	0.01	-0.26	-0.24
1/9/2008 18:18	6.55	54.59	0.92	0.14	-0.08	92.90	-245.69	3.05	-6.30	0.00	0.00	-0.26	-0.23
1/9/2008 18:28	6.56	54.60	0.92	0.12	-0.08	96.80	-244.16	3.05	-6.30	0.00	0.00	-0.26	-0.21
1/9/2008 18:38	6.54	54.60	0.92	0.14	-0.12	99.20	-244.16	1.53	-6.30	0.00	0.01	-0.27	-0.20
1/9/2008 18:48	6.55	54.54	0.90	0.12	-0.12	95.80	-244.16	1.53	-6.30	0.00	0.01	-0.26	-0.24
1/9/2008 18:58	6.54	54.54	0.90	0.12	-0.09	96.40	-244.16	1.53	-6.30	0.00	0.01	-0.27	-0.24
1/9/2008 19:08	6.54	54.69	0.90	0.12	-0.12	93.70	-244.16	3.05	-6.30	0.00	0.00	-0.26	-0.24
1/9/2008 19:18	6.56	54.63	0.92	0.12	-0.08	96.10	-244.16	3.05	-6.30	0.00	0.01	-0.27	-0.26
1/9/2008 19:28	6.54	54.59	0.92	0.12	-0.08	95.00	4.58	3.05	-6.30	0.00	0.00	-0.27	-0.23
1/9/2008 19:38	6.55	54.46	0.90	0.12	-0.14	94.70	-245.69	1.53	-6.30	-0.01	0.00	-0.27	-0.21
1/9/2008 19:48	6.54	54.63	0.90	0.12	-0.12	92.60	-244.16	3.05	-6.30	0.01	0.01	-0.26	-0.23
1/9/2008 19:58	6.55	54.62	0.90	0.12	-0.12	92.90	-245.69	3.05	-6.30	-0.01	0.01	-0.27	-0.24
1/9/2008 20:08	6.55	54.51	0.90	0.12	-0.11	92.40	-244.16	1.53	-6.30	0.00	0.01	-0.29	-0.24
1/9/2008 20:18	6.55	54.60	0.90	0.11	-0.11	91.80	-245.69	3.05	-6.30	0.00	0.00	-0.27	-0.27
1/9/2008 20:28	6.55	54.46	0.89	0.11	-0.14	95.90	-245.69	3.05	-6.30	0.00	0.00	-0.26	-0.27
1/9/2008 20:38	6.55	54.45	0.90	0.11	-0.09	97.70	-244.16	3.05	-6.30	0.00	0.00	-0.27	-0.23
1/9/2008 20:48	6.55	54.56	0.90	0.11	-0.14	91.00	-245.69	1.53	-6.30	0.00	0.00	-0.27	-0.27
1/9/2008 20:58	6.55	54.71	0.89	0.11	-0.08	97.60	-244.16	3.05	-6.30	0.00	0.02	-0.29	-0.24
1/9/2008 21:08	6.55	54.54	0.89	0.11	-0.09	96.90	-245.69	3.05	-6.30	0.00	0.02	-0.27	-0.23
1/9/2008 21:18	6.56	54.57	0.89	0.11	-0.12	96.50	-244.16	3.05	-6.30	0.00	0.01	-0.24	-0.29
1/9/2008 21:28	6.55	54.57	0.89	0.11	-0.08	92.70	-244.16	3.05	-6.30	0.00	0.02	-0.26	-0.24

DATE/TIME	AT-100V Prod. Water UF Inlet pH	LT-100V UF Feed Tank Level %	PT-100V UF Prefilter Inlet Pres. psig	PT-101V UF Prefilter Outlet Press. psig	PT-102V UF Unit Inlet Press. psig	TT-100V UF Unit Inlet Temp °F	AT-201V UF Unit pH Nano Stor	AT-200V Prod. Water Conductivity micromhos	FT-200V UF Unit Perm. Flow gpm	FT-201V UF Unit Conc. Flow gpm	FT-202V UF Unit Recycle Flow gpm	PT-200V UF Outlet Perm. Pres. psig	PT-201V UF Outlet Conc. Press psig
1/9/2008 21:38	6.55	54.59	0.89	0.11	-0.08	90.70	-245.69	3.05	-6.30	0.00	0.00	-0.26	-0.24
1/9/2008 21:48	6.55	54.71	0.89	0.11	-0.09	93.40	-245.69	3.05	-6.30	0.00	0.00	-0.26	-0.24
1/9/2008 21:58	6.55	54.68	0.87	0.11	-0.08	95.70	-245.69	3.05	-6.30	0.00	0.00	-0.27	-0.27
1/9/2008 22:08	6.56	54.60	0.85	0.09	-0.12	92.30	-245.69	3.05	-6.30	0.01	-0.01	-0.27	-0.26
1/9/2008 22:18	6.55	54.59	0.84	0.09	-0.14	88.30	-245.69	3.05	-6.30	0.00	0.02	-0.26	-0.29
1/9/2008 22:28	6.56	54.65	0.84	0.09	-0.11	87.30	-245.69	1.53	-6.30	0.01	0.02	-0.26	-0.29
1/9/2008 22:38	6.56	54.69	0.82	0.09	-0.11	87.00	-245.69	3.05	-6.30	0.00	0.01	-0.26	-0.34
1/9/2008 22:48	6.58	54.69	0.82	0.08	-0.14	92.30	-245.69	3.05	-6.30	0.00	0.01	-0.26	-0.31
1/9/2008 22:58	6.59	54.68	0.82	0.08	-0.09	91.00	-245.69	3.05	-6.30	0.00	0.01	-0.26	-0.32
1/9/2008 23:08	6.60	54.71	0.84	0.08	-0.11	92.00	-245.69	3.05	-6.30	0.00	0.00	-0.27	-0.32
1/9/2008 23:18	6.60	54.69	0.82	0.09	-0.11	88.30	-245.69	1.53	-6.30	0.01	0.00	-0.27	-0.34
1/9/2008 23:28	6.60	54.66	0.82	0.08	-0.09	90.90	-245.69	3.05	-6.30	0.00	0.00	-0.26	-0.31
1/9/2008 23:38	6.60	54.68	0.81	0.08	-0.15	83.80	-245.69	1.53	-6.30	0.01	0.00	-0.26	-0.31
1/9/2008 23:48	6.61	54.62	0.81	0.06	-0.12	83.30	-245.69	1.53	-6.30	0.00	0.00	-0.26	-0.35
1/9/2008 23:58	6.61	54.65	0.79	0.06	-0.17	91.30	-245.69	1.53	-6.30	0.00	-0.01	-0.26	-0.37
1/10/2008 0:08	6.61	54.60	0.79	0.06	-0.14	88.50	-245.69	1.53	-6.30	0.01	0.00	-0.26	-0.38
1/10/2008 0:18	6.61	54.63	0.79	0.05	-0.14	85.70	-245.69	1.53	-6.30	0.00	0.00	-0.27	-0.37
1/10/2008 0:28	6.61	54.59	0.79	0.06	-0.15	81.60	-245.69	1.53	-6.30	0.00	0.00	-0.27	-0.37
1/10/2008 0:38	6.62	54.54	0.78	0.06	-0.17	85.00	-245.69	1.53	-6.30	0.01	0.00	-0.27	-0.35
1/10/2008 0:48	6.62	54.56	0.78	0.06	-0.15	82.20	-247.22	1.53	-6.30	0.00	0.02	-0.26	-0.40
1/10/2008 0:58	6.62	54.57	0.78	0.06	-0.17	84.20	-245.69	1.53	-6.30	0.02	0.01	-0.29	-0.40
1/10/2008 1:08	6.63	54.66	0.78	0.06	-0.15	85.70	-245.69	1.53	-6.30	0.01	0.01	-0.27	-0.41
1/10/2008 1:18	6.63	54.54	0.78	0.05	-0.14	82.40	-245.69	1.53	-6.30	0.00	0.00	-0.26	-0.38
1/10/2008 1:28	6.62	54.62	0.79	0.05	-0.15	81.10	-245.69	1.53	-6.30	0.01	0.00	-0.27	-0.41
1/10/2008 1:38	6.64	54.56	0.78	0.06	-0.17	85.80	-245.69	1.53	-6.30	0.00	0.00	-0.27	-0.40
1/10/2008 1:48	6.64	54.75	0.78	0.06	-0.15	87.20	-245.69	0.00	-6.30	0.00	-0.01	-0.27	-0.37
1/10/2008 1:58	6.64	54.80	0.78	0.05	-0.17	84.80	-245.69	1.53	-6.30	0.01	0.00	-0.26	-0.37
1/10/2008 2:08	6.63	54.59	0.79	0.05	-0.12	85.60	3.05	1.53	-6.30	0.00	0.00	-0.27	-0.41
1/10/2008 2:18	6.63	54.59	0.79	0.05	-0.17	85.20	-245.69	1.53	-6.30	0.00	0.00	-0.27	-0.40
1/10/2008 2:28	6.63	54.57	0.79	0.06	-0.12	89.80	-245.69	1.53	-6.30	0.00	0.00	-0.27	-0.38
1/10/2008 2:38	6.63	54.65	0.78	0.05	-0.17	83.30	-245.69	1.53	-6.30	0.00	-0.01	-0.26	-0.37
1/10/2008 2:48	6.64	54.52	0.78	0.06	-0.17	89.40	-245.69	1.53	-6.30	0.01	-0.01	-0.26	-0.38
1/10/2008 2:58	6.65	54.52	0.78	0.05	-0.14	85.60	-245.69	0.00	-6.30	0.00	0.01	-0.26	-0.38
1/10/2008 3:08	6.65	54.57	0.78	0.05	-0.17	85.20	-245.69	1.53	-6.30	0.02	0.01	-0.26	-0.43
1/10/2008 3:18	6.64	54.62	0.76	0.05	-0.18	82.60	-247.22	0.00	-6.30	0.01	0.00	-0.27	-0.41
1/10/2008 3:28	6.64	54.52	0.76	0.05	-0.14	82.40	-245.69	1.53	-6.30	0.00	0.00	-0.27	-0.44
1/10/2008 3:38	6.65	54.48	0.76	0.03	-0.14	85.20	-247.22	1.53	-6.30	0.01	0.00	-0.27	-0.41
1/10/2008 3:48	6.64	54.49	0.76	0.05	-0.18	80.80	-247.22	1.53	-6.30	0.00	0.00	-0.27	-0.38
1/10/2008 3:58	6.65	54.49	0.76	0.05	-0.14	84.80	-245.69	1.53	-6.30	-0.01	0.00	-0.27	-0.41
1/10/2008 4:08	6.65	54.51	0.78	0.05	-0.17	87.20	-245.69	1.53	-6.30	0.02	0.00	-0.29	-0.41
1/10/2008 4:18	6.64	54.62	0.78	0.05	-0.17	85.20	-247.22	1.53	-6.30	0.01	-0.01	-0.27	-0.41
1/10/2008 4:28	6.64	54.49	0.78	0.05	-0.14	86.90	-245.69	1.53	-6.30	-0.02	0.00	-0.27	-0.40
1/10/2008 4:38	6.64	54.49	0.78	0.05	-0.14	83.30	-247.22	0.00	-6.30	0.00	0.00	-0.27	-0.38
1/10/2008 4:48	6.64	54.51	0.78	0.05	-0.14	87.00	-247.22	1.53	-6.30	0.02	0.00	-0.27	-0.41
1/10/2008 4:58	6.64	54.52	0.78	0.05	-0.14	83.20	-247.22	1.53	-6.30	0.00	0.00	-0.27	-0.40
1/10/2008 5:08	6.64	54.42	0.78	0.06	-0.14	88.50	-245.69	1.53	-6.30	0.00	-0.01	-0.27	-0.40
1/10/2008 5:18	6.64	54.56	0.78	0.05	-0.15	84.20	-247.22	1.53	-6.30	0.00	-0.01	-0.27	-0.41
1/10/2008 5:28	6.64	54.52	0.78	0.05	-0.17	85.10	-245.69	1.53	-6.30	0.00	0.01	-0.27	-0.43
1/10/2008 5:38	6.65	54.49	0.76	0.05	-0.15	83.50	4.58	1.53	-6.30	-0.01	0.00	-0.27	-0.41
1/10/2008 5:48	6.65	54.56	0.76	0.05	-0.15	85.60	-245.69	1.53	-6.30	0.00	-0.01	-0.29	-0.41
1/10/2008 5:58	6.64	54.49	0.75	0.03	-0.14	82.20	-247.22	1.53	-6.30	-0.02	-0.01	-0.27	-0.44
1/10/2008 6:08	6.65	54.46	0.75	0.05	-0.15	87.40	-247.22	1.53	-6.30	-0.01	0.00	-0.27	-0.41
1/10/2008 6:18	6.66	54.54	0.75	0.05	-0.17	85.30	-245.69	0.00	-6.30	-0.01	0.00	-0.27	-0.44
1/10/2008 6:28	6.65	54.43	0.75	0.03	-0.17	84.20	-245.69	1.53	-6.30	-0.01	0.01	-0.27	-0.40
1/10/2008 6:38	6.65	54.57	0.73	0.03	-0.15	82.40	-247.22	1.53	-6.30	-0.01	0.01	-0.29	-0.44
1/10/2008 6:48	6.66	54.48	0.73	0.02	-0.17	78.80	-247.22	1.53	-6.30	-0.01	0.00	-0.27	-0.41

DATE/TIME	AT-100V Prod. Water UF Inlet pH	LT-100V UF Feed Tank Level %	PT-100V UF Prefilter Inlet Pres. psig	PT-101V UF Prefilter Outlet Press. psig	PT-102V UF Unit Inlet Press. psig	TT-100V UF Unit Inlet Temp °F	AT-201V UF Unit pH Nano Stor	AT-200V Prod. Water Conductivity micromhos	FT-200V UF Unit Perm. Flow gpm	FT-201V UF Unit Conc. Flow gpm	FT-202V UF Unit Recycle Flow gpm	PT-200V UF Outlet Perm. Pres. psig	PT-201V UF Outlet Conc. Press psig
1/10/2008 6:58	6.66	54.51	0.72	0.02	-0.17	78.40	-247.22	1.53	-6.30	-0.02	-0.01	-0.27	-0.47
1/10/2008 7:08	6.67	54.49	0.70	0.00	-0.15	76.10	-245.69	1.53	-6.30	0.00	0.00	-0.27	-0.44
1/10/2008 7:18	6.68	54.52	0.69	0.00	-0.20	77.40	-245.69	0.00	-6.30	-0.02	-0.02	-0.27	-0.47
1/10/2008 7:28	6.68	54.48	0.70	-0.02	-0.18	78.70	-247.22	1.53	-6.30	-0.02	-0.01	-0.27	-0.46
1/10/2008 7:38	6.69	54.45	0.70	-0.02	-0.18	72.90	-247.22	0.00	-6.30	0.00	0.01	-0.27	-0.47
1/10/2008 7:48	6.68	54.49	0.70	0.02	-0.17	77.90	-247.22	0.00	-6.30	-0.02	0.00	-0.29	-0.47
1/10/2008 7:58	6.70	54.51	0.70	0.00	-0.20	76.90	-247.22	0.00	-6.30	-0.02	0.00	-0.27	-0.44
1/10/2008 8:08	6.69	54.48	0.72	0.00	-0.17	81.30	-247.22	1.53	-6.30	-0.01	-0.01	-0.27	-0.46
1/10/2008 8:18	6.69	54.43	0.73	0.02	-0.17	82.60	-247.22	0.00	-6.30	0.00	0.00	-0.27	-0.44
1/10/2008 8:28	6.69	54.43	0.75	0.02	-0.17	83.20	-245.69	1.53	-6.30	-0.01	-0.02	-0.27	-0.47
1/10/2008 8:38	6.70	54.40	0.75	0.03	-0.18	83.70	-247.22	1.53	-6.30	-0.01	-0.02	-0.27	-0.43
1/10/2008 8:48	6.69	54.46	0.75	0.03	-0.15	90.10	-247.22	0.00	-6.30	0.00	0.01	-0.27	-0.41
1/10/2008 8:58	6.68	54.45	0.76	0.05	-0.18	88.80	-247.22	0.00	-6.30	-0.01	0.00	-0.27	-0.41
1/10/2008 9:08	6.67	54.43	0.76	0.05	-0.14	88.30	-245.69	1.53	-6.30	0.00	0.00	-0.27	-0.38
1/10/2008 9:18	6.67	54.48	0.78	0.05	-0.15	89.60	-245.69	0.00	-6.30	-0.02	-0.01	-0.27	-0.40
1/10/2008 9:28	6.66	54.39	0.79	0.05	-0.12	92.40	-245.69	1.53	-6.30	-0.01	0.00	-0.27	-0.38
1/10/2008 9:38	6.65	54.49	0.79	0.06	-0.17	91.70	-247.22	1.53	-6.30	0.00	-0.02	-0.29	-0.40
1/10/2008 9:48	6.66	54.45	0.81	0.08	-0.17	91.00	-247.22	1.53	-6.30	-0.01	0.00	-0.27	-0.38
1/10/2008 9:58	6.64	54.43	0.81	0.06	-0.14	88.90	-245.69	1.53	-6.30	-0.01	0.01	-0.29	-0.40
1/10/2008 10:08	6.64	54.40	0.81	0.06	-0.15	90.50	-245.69	1.53	-6.30	0.00	0.00	-0.27	-0.38
1/10/2008 10:18	6.63	54.34	0.81	0.08	-0.15	90.50	-245.69	0.00	-6.30	0.00	0.00	-0.27	-0.35
1/10/2008 10:28	6.62	54.46	0.82	0.06	-0.12	94.80	-245.69	1.53	-6.30	0.00	0.00	-0.27	-0.35
1/10/2008 10:38	6.61	54.37	0.82	0.08	-0.12	93.50	-245.69	1.53	-6.30	0.00	0.00	-0.27	-0.32
1/10/2008 10:48	6.61	54.43	0.82	0.08	-0.15	90.90	-245.69	0.00	-6.30	0.00	-0.01	-0.27	-0.37
1/10/2008 10:58	6.61	54.45	0.81	0.08	-0.15	67.90	-245.69	1.53	-6.30	0.01	0.00	-0.27	-0.35
1/10/2008 11:08	6.60	54.42	0.84	0.08	-0.12	64.40	4.58	1.53	-6.30	0.00	0.02	-0.27	-0.35
1/10/2008 11:18	6.60	54.46	0.84	0.08	-0.11	65.30	-245.69	1.53	-6.30	0.01	0.02	-0.27	-0.35
1/10/2008 11:28	6.58	54.40	0.84	0.09	-0.09	66.80	-245.69	1.53	-6.30	0.00	0.00	-0.26	-0.35
1/10/2008 11:38	6.58	54.43	0.84	0.09	-0.15	67.20	-245.69	3.05	-6.30	-0.01	0.00	-0.29	-0.31
1/10/2008 11:48	6.58	54.46	0.84	0.09	-0.14	70.60	-245.69	1.53	-6.30	0.00	0.00	-0.27	-0.34
1/10/2008 11:58	6.58	54.43	0.85	0.09	-0.14	72.50	-245.69	1.53	-6.30	0.00	0.00	-0.27	-0.31
1/10/2008 12:08	6.57	54.40	0.85	0.09	-0.12	69.20	-245.69	1.53	-6.30	-0.01	0.00	-0.27	-0.34
1/10/2008 12:18	6.57	54.43	0.85	0.09	-0.09	67.10	-245.69	1.53	-6.30	0.01	0.01	-0.27	-0.32
1/10/2008 12:28	6.57	54.40	0.85	0.09	-0.12	71.10	-245.69	3.05	-6.30	-0.01	0.01	-0.27	-0.29
1/10/2008 12:38	6.57	54.42	0.87	0.09	-0.12	71.70	-245.69	1.53	-6.30	0.00	0.00	-0.27	-0.27
1/10/2008 12:48	6.56	54.43	0.87	0.11	-0.09	68.70	-244.16	1.53	-6.30	-0.01	0.01	-0.27	-0.27
1/10/2008 12:58	6.56	54.43	0.87	0.11	-0.14	70.50	-245.69	1.53	-6.30	0.01	0.01	-0.27	-0.31
1/10/2008 13:08	6.56	54.42	0.87	0.11	-0.12	75.20	-245.69	1.53	-6.30	0.00	0.00	-0.27	-0.26
1/10/2008 13:18	6.56	54.42	0.89	0.11	-0.14	68.70	-244.16	1.53	-6.30	0.00	0.00	-0.29	-0.31
1/10/2008 13:28	6.56	54.45	0.87	0.11	-0.14	71.70	-245.69	3.05	-6.30	0.01	0.02	-0.27	-0.27
1/10/2008 13:38	6.55	54.43	0.87	0.12	-0.09	71.70	-245.69	1.53	-6.30	-0.01	0.00	-0.27	-0.26
1/10/2008 13:48	6.56	54.45	0.89	0.12	-0.11	75.90	-245.69	3.05	-6.30	-0.01	0.01	-0.26	-0.29
1/10/2008 13:58	6.56	54.46	0.90	0.12	-0.08	69.60	-245.69	3.05	-6.30	0.01	0.01	-0.27	-0.24
1/10/2008 14:08	6.55	54.42	0.89	0.12	-0.08	73.90	-244.16	3.05	-6.30	-0.01	0.00	-0.26	-0.27
1/10/2008 14:18	6.55	54.42	0.90	0.12	-0.12	74.40	-245.69	1.53	-6.30	0.00	0.00	-0.29	-0.23
1/10/2008 14:28	6.54	54.43	0.89	0.14	-0.12	71.10	-245.69	3.05	-6.30	0.00	0.00	-0.27	-0.27
1/10/2008 14:38	6.54	54.48	0.90	0.12	-0.12	71.10	-245.69	1.53	-6.30	0.01	0.00	-0.26	-0.24
1/10/2008 14:48	6.54	54.46	0.92	0.12	-0.09	69.20	-245.69	1.53	-6.30	0.01	0.02	-0.26	-0.23
1/10/2008 14:58	6.54	54.49	0.92	0.12	-0.08	73.80	-245.69	3.05	-6.30	0.02	0.02	-0.26	-0.26
1/10/2008 15:08	6.55	54.51	0.90	0.12	-0.12	69.70	-245.69	3.05	-6.30	0.00	0.01	-0.26	-0.26
1/10/2008 15:18	6.55	54.46	0.90	0.12	-0.12	71.70	-245.69	3.05	-6.30	0.00	0.01	-0.26	-0.26
1/10/2008 15:28	6.54	54.52	0.90	0.12	-0.12	74.00	-245.69	1.53	-6.30	0.00	0.01	-0.27	-0.26
1/10/2008 15:38	6.55	54.51	0.92	0.12	-0.09	72.00	-245.69	1.53	-6.30	0.00	0.00	-0.27	-0.26
1/10/2008 15:48	6.55	54.51	0.90	0.12	-0.12	71.70	-245.69	3.05	-6.30	0.00	0.00	-0.27	-0.21
1/10/2008 15:58	6.55	54.52	0.90	0.12	-0.12	62.60	-245.69	3.05	-6.30	-0.01	0.03	-0.27	-0.23
1/10/2008 16:08	6.55	54.51	0.90	0.14	-0.11	59.30	-244.16	3.05	-6.30	0.00	0.02	-0.27	-0.23

DATE/TIME	AT-100V Prod. Water UF Inlet pH	LT-100V UF Feed Tank Level %	PT-100V UF Prefilter Inlet Pres. psig	PT-101V UF Prefilter Outlet Press. psig	PT-102V UF Unit Inlet Press. psig	TT-100V UF Unit Inlet Temp °F	AT-201V UF Unit pH Nano Stor	AT-200V Prod. Water Conductivity micromhos	FT-200V UF Unit Perm. Flow gpm	FT-201V UF Unit Conc. Flow gpm	FT-202V UF Unit Recycle Flow gpm	PT-200V UF Outlet Perm. Pres. psig	PT-201V UF Outlet Conc. Press psig
1/10/2008 16:18	6.55	54.52	0.90	0.12	-0.11	60.50	-245.69	1.53	-6.30	0.00	0.00	-0.27	-0.23
1/10/2008 16:28	6.54	54.52	0.90	0.12	-0.08	56.10	-244.16	3.05	-6.30	-0.01	0.01	-0.27	-0.23
1/10/2008 16:38	6.55	54.54	0.89	0.12	-0.11	55.60	-245.69	1.53	-6.30	0.00	0.01	-0.26	-0.27
1/10/2008 16:48	6.55	54.52	0.89	0.12	-0.12	55.20	-245.69	1.53	-6.30	0.00	0.00	-0.26	-0.24
1/10/2008 16:58	6.55	54.52	0.90	0.12	-0.08	52.80	-245.69	3.05	-6.30	0.00	0.00	-0.26	-0.26
1/10/2008 17:08	6.60	54.48	0.89	0.12	-0.09	60.50	-244.16	1.53	-6.30	-0.01	0.00	-0.26	-0.24
1/10/2008 17:18	6.59	54.49	0.87	0.11	-0.11	55.60	-245.69	1.53	-6.30	0.00	0.01	-0.29	-0.27
1/10/2008 17:28	6.58	54.49	0.89	0.11	-0.12	56.60	-245.69	3.05	-6.30	0.00	0.01	-0.26	-0.29
1/10/2008 17:38	6.57	54.48	0.85	0.11	-0.12	83.60	-244.16	3.05	-6.30	-0.01	0.01	-0.26	-0.26
1/10/2008 17:48	6.57	54.48	0.85	0.11	-0.12	84.50	-244.16	3.05	-6.30	-0.01	0.02	-0.27	-0.26
1/10/2008 17:58	6.57	54.49	0.85	0.11	-0.08	86.80	-245.69	3.05	-6.30	0.00	0.01	-0.27	-0.31
1/10/2008 18:08	6.56	54.48	0.85	0.09	-0.09	75.10	-245.69	1.53	-6.30	0.00	0.00	-0.27	-0.29
1/10/2008 18:18	6.57	54.46	0.84	0.11	-0.12	81.60	-245.69	3.05	-6.30	0.00	0.00	-0.26	-0.27
1/10/2008 18:28	6.58	54.48	0.84	0.09	-0.11	79.90	-245.69	3.05	-6.30	-0.01	0.03	-0.26	-0.32
1/10/2008 18:38	6.57	54.48	0.85	0.09	-0.09	80.40	-245.69	3.05	-6.30	0.00	0.01	-0.26	-0.31
1/10/2008 18:48	6.58	54.45	0.84	0.09	-0.12	80.30	-245.69	1.53	-6.30	0.00	0.02	-0.29	-0.32
1/10/2008 18:58	6.58	54.49	0.82	0.08	-0.11	81.40	-245.69	1.53	-6.30	-0.01	0.00	-0.26	-0.31
1/10/2008 19:08	6.58	54.56	0.81	0.08	-0.15	77.10	-245.69	1.53	-6.30	0.00	0.00	-0.26	-0.32
1/10/2008 19:18	6.59	54.54	0.79	0.08	-0.15	78.70	-245.69	3.05	-6.30	-0.01	0.00	-0.26	-0.35
1/10/2008 19:28	6.60	54.45	0.78	0.06	-0.17	78.40	-245.69	1.53	-6.30	0.00	-0.01	-0.26	-0.34
1/10/2008 19:38	6.61	54.51	0.78	0.06	-0.14	74.00	-245.69	1.53	-6.30	0.00	0.01	-0.26	-0.38
1/10/2008 19:48	6.61	54.52	0.78	0.06	-0.12	74.50	-245.69	3.05	-6.30	-0.01	0.01	-0.27	-0.34
1/10/2008 19:58	6.61	54.46	0.78	0.05	-0.14	70.80	-245.69	1.53	-6.30	-0.01	0.00	-0.27	-0.38
1/10/2008 20:08	6.62	54.42	0.76	0.06	-0.12	71.30	-245.69	1.53	-6.30	-0.02	0.00	-0.27	-0.37
1/10/2008 20:18	6.62	54.45	0.76	0.05	-0.15	67.50	-247.22	1.53	-6.30	0.00	0.00	-0.26	-0.37
1/10/2008 20:28	6.62	54.49	0.76	0.05	-0.14	71.10	-247.22	0.00	-6.30	0.00	0.00	-0.27	-0.38
1/10/2008 20:38	6.63	54.43	0.76	0.05	-0.12	76.90	4.58	1.53	-6.30	-0.02	-0.02	-0.27	-0.37
1/10/2008 20:48	6.63	54.45	0.75	0.03	-0.18	72.20	-245.69	1.53	-6.30	0.00	0.00	-0.27	-0.41
1/10/2008 20:58	6.65	54.46	0.76	0.03	-0.14	73.50	-245.69	1.53	-6.30	0.00	0.02	-0.26	-0.43
1/10/2008 21:08	6.64	54.45	0.75	0.03	-0.15	70.10	3.05	1.53	-6.30	0.00	0.01	-0.27	-0.40
1/10/2008 21:18	6.65	54.45	0.75	0.03	-0.15	70.60	-245.69	1.53	-6.30	0.00	0.00	-0.29	-0.43
1/10/2008 21:28	6.65	54.48	0.75	0.03	-0.14	70.10	-247.22	1.53	-6.30	-0.01	0.00	-0.27	-0.38
1/10/2008 21:38	6.65	54.46	0.73	0.03	-0.17	72.60	-247.22	0.00	-6.30	0.00	-0.01	-0.26	-0.38
1/10/2008 21:48	6.66	54.52	0.75	0.03	-0.15	73.70	-245.69	1.53	-6.30	0.01	-0.01	-0.27	-0.41
1/10/2008 21:58	6.66	54.42	0.73	0.03	-0.17	70.60	-245.69	0.00	-6.30	0.00	0.00	-0.26	-0.40
1/10/2008 22:08	6.67	54.46	0.75	0.03	-0.14	72.10	-245.69	1.53	-6.30	-0.01	-0.01	-0.29	-0.40
1/10/2008 22:18	6.66	54.42	0.73	0.03	-0.18	75.00	-245.69	1.53	-6.30	-0.01	0.00	-0.27	-0.41
1/10/2008 22:28	6.67	54.39	0.73	0.03	-0.15	76.80	-247.22	0.00	-6.30	0.01	0.00	-0.27	-0.41
1/10/2008 22:38	6.66	54.40	0.73	0.02	-0.15	68.20	-247.22	1.53	-6.30	0.00	0.00	-0.27	-0.41
1/10/2008 22:48	6.67	54.42	0.72	0.02	-0.18	71.10	-247.22	0.00	-6.30	-0.01	-0.02	-0.31	-0.46
1/10/2008 22:58	6.67	54.45	0.72	0.03	-0.17	67.70	-247.22	1.53	-6.30	0.01	-0.02	-0.31	-0.43
1/10/2008 23:08	6.67	54.45	0.70	0.02	-0.17	69.40	-247.22	1.53	-6.30	0.01	0.00	-0.27	-0.47
1/10/2008 23:18	6.67	54.39	0.72	0.02	-0.15	73.80	-247.22	1.53	-6.30	0.01	-0.01	-0.27	-0.46
1/10/2008 23:28	6.67	54.45	0.72	0.02	-0.18	70.50	-245.69	1.53	-6.30	0.01	0.00	-0.27	-0.46
1/10/2008 23:38	6.68	54.37	0.70	0.02	-0.20	71.60	-247.22	1.53	-6.30	0.00	0.02	-0.27	-0.47
1/10/2008 23:48	6.68	54.45	0.70	0.00	-0.15	69.30	-247.22	0.00	-6.30	-0.01	0.00	-0.27	-0.46
1/10/2008 23:58	6.68	54.42	0.70	0.02	-0.17	71.60	-247.22	1.53	-6.30	0.01	0.00	-0.27	-0.47
1/11/2008 0:08	6.69	54.42	0.69	0.00	-0.20	62.90	-247.22	1.53	-6.30	0.01	0.00	-0.29	-0.44
1/11/2008 0:18	6.69	54.42	0.70	0.00	-0.15	72.20	-247.22	0.00	-6.30	0.01	-0.01	-0.27	-0.49
1/11/2008 0:28	6.69	54.40	0.70	-0.02	-0.18	69.20	-247.22	1.53	-6.30	0.00	-0.02	-0.27	-0.47
1/11/2008 0:38	6.70	54.36	0.72	0.02	-0.20	67.20	-247.22	0.00	-6.30	0.00	-0.01	-0.29	-0.47
1/11/2008 0:48	6.69	54.37	0.72	0.02	-0.18	69.10	-247.22	1.53	-6.30	-0.01	0.01	-0.29	-0.46
1/11/2008 0:58	6.70	54.34	0.70	0.00	-0.20	67.80	3.05	1.53	-6.30	0.02	0.00	-0.27	-0.46
1/11/2008 1:08	6.70	54.39	0.70	0.02	-0.18	72.30	-247.22	0.00	-6.30	-0.01	-0.01	-0.27	-0.47
1/11/2008 1:18	6.70	54.39	0.69	0.00	-0.17	66.70	-245.69	0.00	-6.30	0.01	-0.01	-0.29	-0.50
1/11/2008 1:28	6.71	54.37	0.69	0.00	-0.17	61.90	-247.22	1.53	-6.30	0.00	-0.02	-0.27	-0.52

DATE/TIME	AT-100V Prod. Water UF Inlet pH	LT-100V UF Feed Tank Level %	PT-100V UF Prefilter Inlet Pres. psig	PT-101V UF Prefilter Outlet Press. psig	PT-102V UF Unit Inlet Press. psig	TT-100V UF Unit Inlet Temp °F	AT-201V UF Unit pH Nano Stor	AT-200V Prod. Water Conductivity micromhos	FT-200V UF Unit Perm. Flow gpm	FT-201V UF Unit Conc. Flow gpm	FT-202V UF Unit Recycle Flow gpm	PT-200V UF Outlet Perm. Pres. psig	PT-201V UF Outlet Conc. Press psig
1/11/2008 1:38	6.71	54.33	0.67	-0.02	-0.17	67.80	-245.69	0.00	-6.30	-0.01	-0.01	-0.27	-0.46
1/11/2008 1:48	6.71	54.39	0.67	-0.02	-0.20	68.80	-247.22	0.00	-6.30	0.00	0.01	-0.27	-0.47
1/11/2008 1:58	6.71	54.31	0.67	0.00	-0.20	65.30	-247.22	0.00	-6.30	0.00	0.01	-0.27	-0.52
1/11/2008 2:08	6.71	54.40	0.66	-0.02	-0.21	62.20	-247.22	0.00	-6.30	0.00	-0.01	-0.27	-0.49
1/11/2008 2:18	6.72	54.34	0.69	-0.02	-0.17	66.00	-247.22	1.53	-6.30	-0.02	-0.01	-0.27	-0.49
1/11/2008 2:28	6.72	54.31	0.69	0.00	-0.18	58.90	-247.22	0.00	-6.30	-0.02	-0.02	-0.29	-0.49
1/11/2008 2:38	6.73	54.30	0.69	-0.02	-0.18	64.90	-247.22	0.00	-6.30	0.02	-0.01	-0.29	-0.52
1/11/2008 2:48	6.72	54.34	0.69	-0.02	-0.17	70.80	-247.22	0.00	-6.30	0.01	-0.02	-0.27	-0.50
1/11/2008 2:58	6.72	54.30	0.69	-0.03	-0.21	67.10	-247.22	0.00	-6.30	-0.02	-0.01	-0.27	-0.50
1/11/2008 3:08	6.72	54.30	0.69	0.00	-0.20	66.40	-247.22	1.53	-6.30	0.01	0.00	-0.27	-0.50
1/11/2008 3:18	6.72	54.37	0.69	0.00	-0.18	67.70	-247.22	0.00	-6.30	-0.01	0.01	-0.27	-0.52
1/11/2008 3:28	6.73	54.28	0.69	0.00	-0.17	68.50	-248.74	1.53	-6.30	0.01	-0.01	-0.27	-0.47
1/11/2008 3:38	6.71	54.33	0.67	0.00	-0.18	66.20	-247.22	1.53	-6.30	0.00	0.00	-0.29	-0.47
1/11/2008 3:48	6.72	54.30	0.67	-0.02	-0.21	61.70	-247.22	0.00	-6.30	-0.02	0.00	-0.29	-0.49
1/11/2008 3:58	6.73	54.28	0.67	0.00	-0.20	64.90	-245.69	0.00	-6.30	0.01	-0.02	-0.29	-0.53
1/11/2008 4:08	6.72	54.30	0.66	-0.03	-0.17	65.30	3.05	0.00	-6.30	0.02	0.00	-0.29	-0.50
1/11/2008 4:18	6.71	54.33	0.64	-0.02	-0.21	68.00	-247.22	1.53	-6.30	0.02	0.00	-0.29	-0.50
1/11/2008 4:28	6.74	54.30	0.64	-0.02	-0.23	66.70	-247.22	1.53	-6.30	0.00	-0.01	-0.29	-0.52
1/11/2008 4:38	6.73	54.25	0.64	-0.03	-0.18	58.50	-247.22	1.53	-6.30	-0.02	-0.02	-0.29	-0.53
1/11/2008 4:48	6.74	54.27	0.64	-0.05	-0.20	59.80	-247.22	0.00	-6.30	0.01	-0.02	-0.27	-0.53
1/11/2008 4:58	6.75	54.31	0.64	-0.03	-0.18	60.90	-247.22	0.00	-6.30	-0.02	-0.01	-0.29	-0.58
1/11/2008 5:08	6.74	54.30	0.64	-0.03	-0.20	61.40	-247.22	1.53	-6.30	-0.01	0.01	-0.29	-0.56
1/11/2008 5:18	6.75	54.31	0.64	-0.03	-0.20	59.00	-247.22	0.00	-6.30	0.02	0.00	-0.29	-0.53
1/11/2008 5:28	6.74	54.28	0.64	-0.05	-0.20	64.10	-245.69	1.53	-6.30	-0.02	0.00	-0.29	-0.53
1/11/2008 5:38	6.75	54.23	0.64	-0.03	-0.18	62.60	-247.22	0.00	-6.30	0.00	-0.01	-0.29	-0.53
1/11/2008 5:48	6.75	54.27	0.63	-0.03	-0.21	56.40	3.05	0.00	-6.30	0.01	0.00	-0.29	-0.53
1/11/2008 5:58	6.75	54.27	0.63	-0.03	-0.21	64.10	-247.22	0.00	-6.30	0.01	-0.01	-0.29	-0.58
1/11/2008 6:08	6.76	54.27	0.61	-0.05	-0.24	59.00	-247.22	0.00	-6.30	-0.02	0.02	-0.29	-0.56
1/11/2008 6:18	6.77	54.27	0.61	-0.05	-0.24	63.80	-247.22	0.00	-6.30	-0.02	0.00	-0.29	-0.60
1/11/2008 6:28	6.76	54.27	0.60	-0.05	-0.24	63.80	-247.22	0.00	-6.30	-0.01	-0.01	-0.29	-0.60
1/11/2008 6:38	6.77	54.20	0.61	-0.05	-0.23	60.50	-247.22	0.00	-6.30	0.01	-0.01	-0.29	-0.60
1/11/2008 6:48	6.77	54.19	0.61	-0.05	-0.20	64.40	-247.22	1.53	-6.30	-0.02	-0.02	-0.29	-0.58
1/11/2008 6:58	6.78	54.22	0.60	-0.05	-0.20	65.10	-247.22	0.00	-6.30	0.00	-0.01	-0.29	-0.60
1/11/2008 7:08	6.79	54.25	0.60	-0.05	-0.21	60.20	-247.22	0.00	-6.30	-0.02	-0.02	-0.29	-0.58
1/11/2008 7:18	6.78	54.19	0.58	-0.06	-0.24	63.00	-247.22	0.00	-6.30	-0.02	-0.02	-0.31	-0.60
1/11/2008 7:28	6.78	54.17	0.58	-0.05	-0.24	55.60	-248.74	0.00	-6.30	-0.01	0.00	-0.29	-0.60
1/11/2008 7:38	6.79	54.25	0.61	-0.05	-0.21	50.40	-247.22	0.00	-6.30	-0.02	0.00	-0.32	-0.58
1/11/2008 7:48	6.79	54.22	0.63	-0.05	-0.20	45.10	-247.22	0.00	-6.30	0.00	-0.02	-0.29	-0.55
1/11/2008 7:58	6.79	54.22	0.64	-0.05	-0.20	46.30	-247.22	0.00	-6.30	0.02	-0.02	-0.31	-0.55
1/11/2008 8:08	6.79	54.16	0.66	-0.03	-0.20	42.10	-247.22	0.00	-6.30	-0.01	-0.02	-0.29	-0.52
1/11/2008 8:18	6.81	54.20	0.67	-0.02	-0.18	45.30	-247.22	0.00	-6.30	-0.02	-0.02	-0.29	-0.52
1/11/2008 8:28	6.81	54.17	0.67	-0.02	-0.21	53.10	-247.22	0.00	-6.30	-0.01	0.01	-0.29	-0.50
1/11/2008 8:38	6.76	54.23	0.69	0.00	-0.21	68.70	-247.22	0.00	-6.30	-0.02	0.01	-0.29	-0.49
1/11/2008 8:48	6.79	54.14	0.70	0.00	-0.17	53.70	-247.22	1.53	-6.30	-0.02	0.00	-0.27	-0.50
1/11/2008 8:58	6.82	54.19	0.72	0.02	-0.18	55.20	-247.22	1.53	-6.30	0.00	0.00	-0.27	-0.44
1/11/2008 9:08	6.74	54.17	0.73	0.03	-0.17	61.10	-247.22	0.00	-6.30	-0.01	-0.01	-0.27	-0.49
1/11/2008 9:18	6.73	54.13	0.76	0.03	-0.14	58.00	-247.22	1.53	-6.30	-0.02	-0.01	-0.29	-0.41
1/11/2008 9:28	6.72	54.16	0.76	0.03	-0.14	58.50	-247.22	1.53	-6.30	0.02	0.01	-0.29	-0.41
1/11/2008 9:38	6.71	54.14	0.78	0.05	-0.17	62.90	-245.69	0.00	-6.30	-0.02	0.00	-0.27	-0.40
1/11/2008 9:48	6.69	54.17	0.79	0.05	-0.12	63.30	-245.69	1.53	-6.30	-0.01	0.00	-0.27	-0.38
1/11/2008 9:58	6.68	54.14	0.79	0.06	-0.15	63.30	-247.22	1.53	-6.30	-0.01	0.00	-0.27	-0.38
1/11/2008 10:08	6.67	54.19	0.81	0.06	-0.17	65.60	-245.69	1.53	-6.30	-0.01	0.00	-0.27	-0.38
1/11/2008 10:18	6.66	54.16	0.81	0.08	-0.15	65.80	-247.22	1.53	-6.30	-0.02	0.00	-0.27	-0.35
1/11/2008 10:28	6.64	54.14	0.82	0.08	-0.11	65.50	3.05	1.53	-6.30	0.01	0.02	-0.27	-0.35
1/11/2008 10:38	6.63	54.16	0.84	0.08	-0.11	68.90	-245.69	1.53	-6.30	-0.01	0.01	-0.27	-0.32
1/11/2008 10:48	6.63	54.14	0.84	0.08	-0.14	65.90	-245.69	1.53	-6.30	0.01	0.01	-0.27	-0.32

DATE/TIME	AT-100V Prod. Water UF Inlet pH	LT-100V UF Feed Tank Level %	PT-100V UF Prefilter Inlet Pres. psig	PT-101V UF Prefilter Outlet Press. psig	PT-102V UF Unit Inlet Press. psig	TT-100V UF Unit Inlet Temp °F	AT-201V UF Unit pH Nano Stor	AT-200V Prod. Water Conductivity micromhos	FT-200V UF Unit Perm. Flow gpm	FT-201V UF Unit Conc. Flow gpm	FT-202V UF Unit Recycle Flow gpm	PT-200V UF Outlet Perm. Pres. psig	PT-201V UF Outlet Conc. Press psig
1/11/2008 10:58	6.61	54.17	0.84	0.09	-0.14	71.00	-245.69	1.53	-6.30	0.02	0.00	-0.27	-0.35
1/11/2008 11:08	6.61	54.20	0.85	0.09	-0.14	70.60	-245.69	3.05	-6.30	0.01	-0.01	-0.27	-0.31
1/11/2008 11:18	6.60	54.16	0.85	0.09	-0.14	67.50	-245.69	1.53	-6.30	0.02	0.00	-0.27	-0.29
1/11/2008 11:28	6.59	54.17	0.87	0.09	-0.09	69.10	-245.69	1.53	-6.30	0.00	0.02	-0.27	-0.31
1/11/2008 11:38	6.58	54.17	0.87	0.11	-0.09	72.70	-245.69	1.53	-6.30	0.00	0.02	-0.27	-0.27
1/11/2008 11:48	6.57	54.20	0.89	0.11	-0.09	73.80	-245.69	1.53	-6.30	-0.01	0.00	-0.27	-0.31
1/11/2008 11:58	6.58	54.16	0.89	0.11	-0.11	72.90	-245.69	1.53	-6.30	0.00	0.00	-0.27	-0.31
1/11/2008 12:08	6.57	54.16	0.90	0.12	-0.08	73.90	-245.69	3.05	-6.30	0.01	0.01	-0.27	-0.27
1/11/2008 12:18	6.56	54.22	0.90	0.14	-0.09	76.70	-244.16	1.53	-6.30	0.00	-0.01	-0.29	-0.29
1/11/2008 12:28	6.57	54.22	0.92	0.12	-0.08	77.90	-245.69	3.05	-6.30	0.01	0.00	-0.27	-0.27
1/11/2008 12:38	6.57	54.19	0.92	0.14	-0.12	73.70	-245.69	3.05	-6.30	0.00	0.00	-0.27	-0.27
1/11/2008 12:48	6.57	54.17	0.93	0.14	-0.09	75.50	-245.69	1.53	-6.30	0.00	0.02	-0.27	-0.21
1/11/2008 12:58	6.56	54.23	0.93	0.14	-0.12	80.50	-244.16	3.05	-6.30	0.00	0.02	-0.27	-0.24
1/11/2008 13:08	6.56	54.19	0.95	0.14	-0.08	74.40	-245.69	1.53	-6.30	0.00	0.01	-0.27	-0.26
1/11/2008 13:18	6.56	54.23	0.95	0.14	-0.06	80.30	-245.69	1.53	-6.30	0.00	0.00	-0.27	-0.21
1/11/2008 13:28	6.56	54.25	0.95	0.15	-0.12	76.90	-244.16	3.05	-6.30	0.00	0.00	-0.29	-0.24
1/11/2008 13:38	6.55	54.27	0.95	0.14	-0.08	74.00	-245.69	3.05	-6.30	0.00	0.00	-0.27	-0.24
1/11/2008 13:48	6.56	54.27	0.95	0.15	-0.08	79.40	-244.16	3.05	-6.30	0.01	0.02	-0.27	-0.23
1/11/2008 13:58	6.56	54.20	0.95	0.15	-0.06	77.90	6.10	3.05	-6.30	-0.01	0.02	-0.27	-0.24
1/11/2008 14:08	6.56	54.25	0.93	0.14	-0.09	78.90	-244.16	3.05	-6.30	0.00	0.01	-0.29	-0.18
1/11/2008 14:18	6.57	54.25	0.93	0.15	-0.11	74.30	-244.16	3.05	-6.30	0.00	0.00	-0.27	-0.20
1/11/2008 14:28	6.56	54.27	0.95	0.14	-0.11	73.60	-239.58	3.05	-6.30	0.00	0.01	-0.27	-0.23
1/11/2008 14:38	6.56	54.30	0.95	0.15	-0.11	73.40	-244.16	4.58	-6.30	-0.01	0.00	-0.27	-0.24
1/11/2008 14:48	6.55	54.22	0.95	0.14	-0.06	75.10	-245.69	3.05	-6.30	0.00	0.00	-0.27	-0.23
1/11/2008 14:58	6.55	54.27	0.95	0.15	-0.06	82.70	-245.69	3.05	-6.30	0.00	0.03	-0.27	-0.23
1/11/2008 15:08	6.56	54.25	0.93	0.15	-0.08	68.90	-244.16	3.05	-6.30	0.00	0.02	-0.27	-0.23
1/11/2008 15:18	6.56	54.27	0.95	0.15	-0.06	81.30	-244.16	3.05	-6.30	-0.01	0.02	-0.29	-0.18
1/11/2008 15:28	6.56	54.34	0.95	0.14	-0.08	71.60	-244.16	3.05	-6.30	0.00	0.01	-0.27	-0.20
1/11/2008 15:38	6.55	54.30	0.95	0.15	-0.06	69.40	-244.16	3.05	-6.30	0.01	0.00	-0.27	-0.18
1/11/2008 15:48	6.55	54.28	0.93	0.15	-0.09	80.80	-244.16	1.53	-6.30	0.01	0.01	-0.27	-0.21
1/11/2008 15:58	6.55	54.31	0.95	0.14	-0.09	72.40	-244.16	3.05	-6.30	0.00	0.00	-0.27	-0.20
1/11/2008 16:08	6.55	54.30	0.93	0.14	-0.06	60.50	-244.16	3.05	-6.30	-0.01	0.03	-0.27	-0.18
1/11/2008 16:18	6.55	54.31	0.95	0.15	-0.08	63.40	-244.16	3.05	-6.30	0.00	0.03	-0.27	-0.18
1/11/2008 16:28	6.55	54.33	0.93	0.14	-0.08	63.80	-244.16	3.05	-6.30	0.00	0.02	-0.26	-0.20
1/11/2008 16:38	6.55	54.33	0.95	0.14	-0.06	62.50	-244.16	3.05	-6.30	0.00	0.01	-0.29	-0.21
1/11/2008 16:48	6.55	54.28	0.93	0.14	-0.08	63.20	-244.16	3.05	-6.30	0.00	0.02	-0.26	-0.24
1/11/2008 16:59	6.55	54.33	0.93	0.14	-0.06	65.30	-244.16	3.05	-6.30	0.01	0.00	-0.26	-0.18
1/11/2008 17:09	6.55	54.34	0.93	0.14	-0.11	64.60	-245.69	3.05	-6.30	0.00	0.00	-0.27	-0.20
1/11/2008 17:19	6.55	54.33	0.92	0.12	-0.11	64.10	-245.69	1.53	-6.30	0.00	0.01	-0.26	-0.24
1/11/2008 17:29	6.55	54.34	0.92	0.14	-0.08	52.60	-244.16	3.05	-6.30	0.00	0.01	-0.27	-0.23
1/11/2008 17:39	6.57	54.34	0.90	0.14	-0.11	60.90	-245.69	3.05	-6.30	0.00	0.00	-0.26	-0.21
1/11/2008 17:49	6.56	54.36	0.89	0.12	-0.08	61.40	-244.16	3.05	-6.30	0.01	0.02	-0.27	-0.26
1/11/2008 17:59	6.57	54.33	0.89	0.12	-0.12	62.90	-244.16	1.53	-6.30	0.00	0.01	-0.26	-0.24
1/11/2008 18:09	6.56	54.34	0.87	0.11	-0.12	53.60	-244.16	3.05	-6.30	0.01	0.00	-0.27	-0.23
1/11/2008 18:19	6.57	54.36	0.87	0.12	-0.12	53.70	-244.16	3.05	-6.30	0.02	0.00	-0.26	-0.27
1/11/2008 18:29	6.56	54.37	0.87	0.12	-0.09	55.10	-245.69	1.53	-6.30	0.02	0.01	-0.26	-0.26
1/11/2008 18:39	6.56	54.40	0.85	0.11	-0.11	48.50	-244.16	3.05	-6.30	0.00	-0.01	-0.26	-0.27
1/11/2008 18:49	6.57	54.33	0.85	0.11	-0.09	48.10	-244.16	3.05	-6.30	0.01	0.00	-0.26	-0.31
1/11/2008 18:59	6.57	54.37	0.84	0.11	-0.14	56.20	-244.16	1.53	-6.30	0.02	0.00	-0.26	-0.31
1/11/2008 19:09	6.57	54.36	0.85	0.11	-0.12	49.60	-245.69	3.05	-6.30	0.01	0.02	-0.26	-0.27
1/11/2008 19:19	6.58	54.43	0.84	0.09	-0.12	51.30	-245.69	1.53	-6.30	0.02	0.02	-0.27	-0.27
1/11/2008 19:29	6.57	54.40	0.85	0.09	-0.09	49.50	-245.69	1.53	-6.30	0.02	0.00	-0.26	-0.31
1/11/2008 19:39	6.57	54.42	0.84	0.09	-0.11	54.60	-245.69	3.05	-6.30	0.02	0.00	-0.26	-0.32
1/11/2008 19:49	6.57	54.34	0.82	0.09	-0.14	44.30	-245.69	1.53	-6.30	-0.02	0.01	-0.26	-0.35
1/11/2008 19:59	6.58	54.40	0.82	0.08	-0.11	45.20	-244.16	1.53	-6.30	0.02	0.00	-0.27	-0.29
1/11/2008 20:09	6.59	54.43	0.82	0.08	-0.11	49.40	-245.69	3.05	-6.30	0.01	-0.01	-0.26	-0.31

DATE/TIME	AT-100V Prod. Water UF Inlet pH	LT-100V UF Feed Tank Level %	PT-100V UF Prefilter Inlet Pres. psig	PT-101V UF Prefilter Outlet Press. psig	PT-102V UF Unit Inlet Press. psig	TT-100V UF Unit Inlet Temp °F	AT-201V UF Unit pH Nano Stor	AT-200V Prod. Water Conductivity micromhos	FT-200V UF Unit Perm. Flow gpm	FT-201V UF Unit Conc. Flow gpm	FT-202V UF Unit Recycle Flow gpm	PT-200V UF Outlet Perm. Pres. psig	PT-201V UF Outlet Conc. Press psig
1/11/2008 20:19	6.59	54.37	0.81	0.08	-0.15	49.90	-245.69	1.53	-6.30	0.01	0.02	-0.26	-0.32
1/11/2008 20:29	6.60	54.33	0.81	0.08	-0.12	42.00	-247.22	1.53	-6.30	0.01	0.02	-0.26	-0.32
1/11/2008 20:39	6.61	54.34	0.81	0.06	-0.14	51.10	-245.69	1.53	-6.30	0.00	0.01	-0.26	-0.35
1/11/2008 20:49	6.60	54.37	0.82	0.08	-0.09	49.80	-245.69	1.53	-6.30	0.00	0.00	-0.27	-0.34
1/11/2008 20:59	6.60	54.36	0.82	0.08	-0.15	54.00	-245.69	3.05	-6.30	0.02	0.00	-0.26	-0.32
1/11/2008 21:09	6.60	54.34	0.82	0.08	-0.09	50.50	-245.69	1.53	-6.30	0.00	0.00	-0.26	-0.34
1/11/2008 21:19	6.60	54.37	0.82	0.08	-0.12	47.40	-245.69	1.53	-6.30	0.02	-0.01	-0.27	-0.34
1/11/2008 21:29	6.60	54.37	0.82	0.08	-0.12	53.90	-245.69	1.53	-6.30	-0.01	-0.01	-0.26	-0.34
1/11/2008 21:39	6.61	54.43	0.82	0.08	-0.11	52.20	-245.69	1.53	-6.30	0.02	0.02	-0.26	-0.34
1/11/2008 21:49	6.60	54.37	0.81	0.08	-0.14	49.30	-245.69	3.05	-6.30	-0.02	0.02	-0.26	-0.32
1/11/2008 21:59	6.60	54.42	0.81	0.06	-0.12	50.60	-245.69	1.53	-6.30	0.00	0.01	-0.26	-0.37
1/11/2008 22:09	6.61	54.37	0.79	0.06	-0.15	49.80	-245.69	1.53	-6.30	0.00	0.01	-0.27	-0.34
1/11/2008 22:19	6.61	54.37	0.78	0.06	-0.12	45.40	-245.69	1.53	-6.30	0.00	0.00	-0.26	-0.40
1/11/2008 22:29	6.62	54.42	0.79	0.06	-0.17	49.20	-247.22	1.53	-6.30	0.00	-0.01	-0.27	-0.34
1/11/2008 22:39	6.62	54.49	0.79	0.06	-0.17	42.80	-245.69	1.53	-6.30	-0.01	-0.01	-0.26	-0.37
1/11/2008 22:49	6.61	54.42	0.79	0.06	-0.17	44.50	-245.69	1.53	-6.30	-0.01	-0.01	-0.27	-0.38
1/11/2008 22:59	6.61	54.45	0.79	0.06	-0.12	42.00	-245.69	1.53	-6.30	0.00	0.02	-0.26	-0.35
1/11/2008 23:09	6.62	54.43	0.79	0.06	-0.12	49.10	-245.69	1.53	-6.30	0.00	0.01	-0.27	-0.38
1/11/2008 23:19	6.62	54.34	0.78	0.06	-0.14	48.20	-245.69	1.53	-6.30	-0.01	0.01	-0.26	-0.40
1/11/2008 23:29	6.62	54.37	0.78	0.05	-0.12	66.50	-61.04	1.53	-6.30	0.00	0.00	-0.27	-0.41
1/11/2008 23:39	6.62	54.37	0.76	0.05	-0.15	70.60	-245.69	1.53	-6.30	-0.01	0.00	-0.26	-0.41
1/11/2008 23:49	6.63	54.36	0.76	0.05	-0.12	68.00	-245.69	0.00	-6.30	0.00	0.00	-0.26	-0.43
1/11/2008 23:59	6.63	54.36	0.76	0.05	-0.14	69.30	-247.22	3.05	-6.30	0.00	-0.01	-0.27	-0.41

Appendix D

Cardinal Laboratories Analytical Report

Cardinal Laboratories
Hobbs, New Mexico

February 1, 2008

CARDINAL LABORATORIES

PHONE (575) 393-2326 • 101 E. MARLAND • HOBBS, NM 88240

ANALYTICAL RESULTS FOR
WESTERN ENVIRONMENTAL MANAGEMENT
ATTN: AL BIERCE
P.O. BOX 1807
CARLSBAD, NM 88220
FAX TO: (575) 885-8347

Receiving Date: 01/30/08
Reporting Date: 02/01/08
Project Number: NOT GIVEN
Project Name: PILOT PLANT
Project Location: 12 N. CARLSBAD, NM

Sampling Date: 01/23/08
Sample Type: SLUDGE
Sample Condition: COOL & INTACT
Sample Received By: HM
Analyzed By: HM/KS

TOTAL METALS

LAB NO.	SAMPLE ID	Ba (ppm)	Sr (ppm)
ANALYSIS DATE:		01/31/08	01/31/08
H14182-1	FILTER RESIDUE	< 5.0	122
Quality Control		24.6	1.76
True Value QC		25.0	2.00
% Recovery		98.4	88.0
Relative Standard Deviation		2.2	3.4
METHODS: EPA 600/4-91/010		208.1	SW846-7780

Kristin Snyder
Chemist

02/01/08
Date

PLEASE NOTE: **Liability and Damages. Cardinal**'s liability and client's exclusive remedy for any claim arising, whether based in contract or tort, shall be limited to the amount paid by client for analyses. All claims, including those for negligence and any other cause whatsoever shall be deemed waived unless made in writing and received by **Cardinal** within thirty (30) days after completion of the applicable service. In no event shall **Cardinal** be liable for incidental or consequential damages, including, without limitation, business interruptions, loss of use, or loss of profits incurred by client, its subsidiaries, affiliates or successors arising out of or related to the performance of services hereunder by **Cardinal**, regardless of whether such claim is based upon any of the above-stated reasons or otherwise.

D2

CARDINAL LABORATORIES

101 East Marland, Hobbs, NM 88240 2111 Beechwood, Abilene, TX 79603
(505) 393-2326 FAX (505) 393-2476 (325) 673-7001 FAX (325)673-7020

CHAIN-OF-CUSTODY AND ANALYSIS REQUEST

Company Name: WESTERN ENVIRONMENTAL MANAGEMENT
Project Manager: AL BIERLE
Address: P.O. BOX 1807
City: CARLSBAD State: NM Zip: 88220
Phone #: 575-885-5709 Fax #: 575-885-8397
Project #: ~~PILOT PLANT~~ Project Owner:
Project Name: PILOT PLANT
Project Location: 12 N CARLSBAD
Sampler Name: AL BIERLE

BILL TO
P.O. #:
Company:
Attn: SAME
Address:
City:
State: Zip:
Phone #:
Fax #:

ANALYSIS REQUEST

FOR LAB USE ONLY Lab I.D.	Sample I.D.	(G)RAB OR (C)OMP.	# CONTAINERS	MATRIX: GROUNDWATER	WASTEWATER	SOIL	OIL	SLUDGE	OTHER:	PRESERV.: ACID/BASE:	ICE / COOL	OTHER:	SAMPLING: DATE	TIME	BTEX	SO4										
H14182-1	Filter residue							✓					01-23-08		✓	✓										

PLEASE NOTE: Liability and Damages. Cardinal's liability and client's exclusive remedy for any claim arising whether based in contract or tort, shall be limited to the amount paid by the client for the analyses. All claims including those for negligence and any other cause whatsoever shall be deemed waived unless made in writing and received by Cardinal within 30 days after completion of the applicable service. In no event shall Cardinal be liable for incidental or consequential damages, including without limitation, business interruptions, loss of use, or loss of profits incurred by client, its subsidiaries, affiliates or successors arising out of or related to the performance of services hereunder by Cardinal, regardless of whether such claim is based upon any of the above stated reasons or otherwise.

Relinquished By: Date: 01-30-08 Time: Received By: Hope S. Mcmo
Relinquished By: Date: Time: Received By:

Phone Result: ☐ Yes ☐ No Add'l Phone #:
Fax Result: ☐ Yes ☐ No Add'l Fax #:
REMARKS:
albierle@yahoo.com

Delivered By: (Circle One)
Sampler - UPS - Bus - Other:

Sample Condition: Cool ☑ Yes ☐ No; Intact ☑ Yes ☐ No
CHECKED BY: (Initials) HSM

† Cardinal cannot accept verbal changes. Please fax written changes to 505-393-2476