

UNITED STATES
DEPARTMENT OF THE INTERIOR
BUREAU OF RECLAMATION
Central Valley Project, California

CONTRACT BETWEEN THE UNITED STATES
AND
CITY OF COALINGA
PROVIDING FOR PROJECT WATER SERVICE
FROM THE SAN LUIS UNIT AND DELTA DIVISION AND FACILITIES REPAYMENT

Exhibits

Exhibit A – Map of Contractor’s Service Area

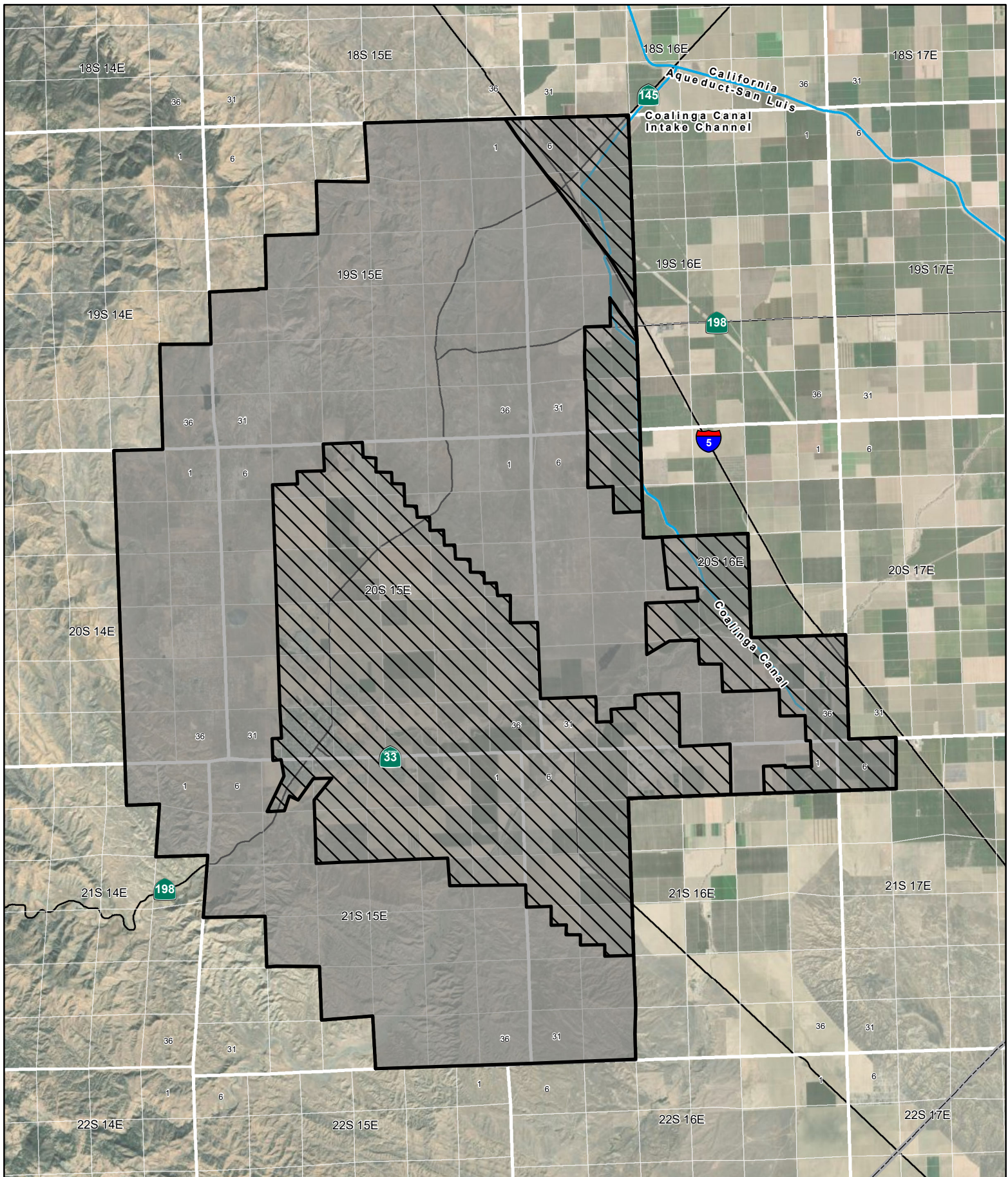
This Exhibit is unchanged from current Contract..



Exhibit B – Rates and Charges

This Exhibit template is unchanged from current Contract and is updated annually. Rate Schedules may be found at: <https://www.usbr.gov/mp/cvpwaterrates/ratebooks/index.html>

Exhibit C – Repayment Obligation

This Exhibit template was developed during the WIIN Act Negotiations. Relevant data will be incorporated upon contract execution.



-  District Boundary
-  Contractor's Service Area

City of Coalinga

Contract No. 14-06-200-4173A-IR1-P
Exhibit A



— BUREAU OF —
RECLAMATION

Date: 7/6/2020
File Name: N:\Districts\Contracts\city_of_coalinga\city_of_coalinga_20200706.mxd

0 1 2 Miles



805-202-126

EXHIBIT B
CITY OF COALINGA
2020 Rates and Charges
(Per Acre-Foot)

	M&I Only
	Water
COST-OF-SERVICE (COS) RATE	
Construction Costs	\$20.96
O&M Components	
Direct Pumping Offset	\$38.52
Water Marketing	\$6.12
Storage	\$14.99
Deficit Cost (American Recovery and Reinvestment Act (ARRA) included)	\$19.08
TOTAL COS RATE	\$99.67
CHARGES AND ASSESSMENTS (<i>Payments in addition to Rates</i>)	
P.L. 102-575 Surcharge (Restoration Fund Payment) [Section 3407(d)(2)(A)]	\$21.82
P.L. 106-377 Assessment (Trinity Public Utilities District) [Appendix B, Section 203]	\$0.12

EXPLANATORY NOTES

The CVP M&I Water Shortage Policy per EIS/EIR dated August 2015 and Record of Decision dated November 2015 defines the M&I Historic Use as the average quantity of CVP water put to beneficial use during the last three years of water deliveries, unconstrained (100% allocation) by the availability of CVP water for South of the Delta. Contractor's last three years in acre-feet (AF) are: 2006 = 7,414 AF; 2011 = 5,753 AF; 2017 = 7,455 AF; equals a M&I Historic use average quantity of 6,874 AF.

Exhibit C

Repayment Obligation - Current Calculation under the WIIN Act, Section 4011 (a) (2)

Unpaid Construction Cost from the 2020 Water Rate Books*	
--	--

Contractor: City of Coalinga
Facility: San Luis Canal - Fresno
Contract: 14-06-200-4173A-IR1-P

Irrigation Construction Cost (2020 Irrigation Ratebook, Schedule A-2Ba)			
		Unpaid Cost	Discount
Construction Cost	~	\$ -	
2019 Repayment **		\$ -	
Adjusted Construction Cost		\$ -	\$ -
Intertie Construction Cost (N/A):		\$ -	\$ -
Total		\$ -	\$ -
If Paid in Installments (Used 20 yr CMT)			
Due****			
Payment 1	11/1/2020		\$ -
Payment 2	11/1/2021		\$ -
Payment 3	11/1/2022		\$ -
Payment 4	11/1/2023		\$ -
Total Installment Payments			\$ -
20 yr CMT Rates - 10/05/2020 (to be adjusted to effective date of contract)			0.000%
Discount Rate (1/2 of the Treasury Rate per the WIIN Act, Section 4011(a)(2)(A))			0.000%

M&I Construction Cost (2020 M&I Ratebook, Sch A-2Ba)	
	Unpaid Cost
Construction Cost:	~ \$ 1,030,621
2019 Repayment **	\$ 333,126
Adjusted Construction Cost***:	\$ 697,495

Calculation Support: Irrigation Lump Sum or First Payment**** 11/1/2020
 Days Until the End of the Fiscal Year 333

Fiscal Yr	Unpaid Allocated Construction Cost			Unpaid Intertie Construction Cost			Total
	Beginning Balance	Straight Line Repayment	Present Value	Beginning Balance	Straight Line Repayment	Present Value	Present Values
2021	\$ -	\$ -	\$ -	\$ -	\$ -	\$ -	\$ -
2022	\$ -	\$ -	\$ -	\$ -	\$ -	\$ -	\$ -
2023	\$ -	\$ -	\$ -	\$ -	\$ -	\$ -	\$ -
2024	\$ -	\$ -	\$ -	\$ -	\$ -	\$ -	\$ -
2025	\$ -	\$ -	\$ -	\$ -	\$ -	\$ -	\$ -
2026	\$ -	\$ -	\$ -	\$ -	\$ -	\$ -	\$ -
2027	\$ -	\$ -	\$ -	\$ -	\$ -	\$ -	\$ -
2028	\$ -	\$ -	\$ -	\$ -	\$ -	\$ -	\$ -
2029	\$ -	\$ -	\$ -	\$ -	\$ -	\$ -	\$ -
2030	\$ -	\$ -	\$ -	\$ -	\$ -	\$ -	\$ -
2031-63				\$ -	\$ -	\$ -	\$ -
Total, Lump Sum Payment			\$ -			\$ -	\$ -

Amount of Reduction, Lump Sum \$ - \$ - \$ -

* Costs are assumed to be paid and all charges are assumed to be accurate. If at a later date charges are determined to need update, they are still required. Also, unpaid charges are still a requirement under contract.

** 2019 Repayment is based on the Annual Accounting Analysis for the District.

*** Excludes Interest to payment date as Interest will be computed as an annual expense as usual.

**** Contractor has 60 days from the effective date of the contract or installment dates to make payment.

~ M&I Credit from Schedule A-2Ba has been applied to Irrigation Unpaid Amount.