

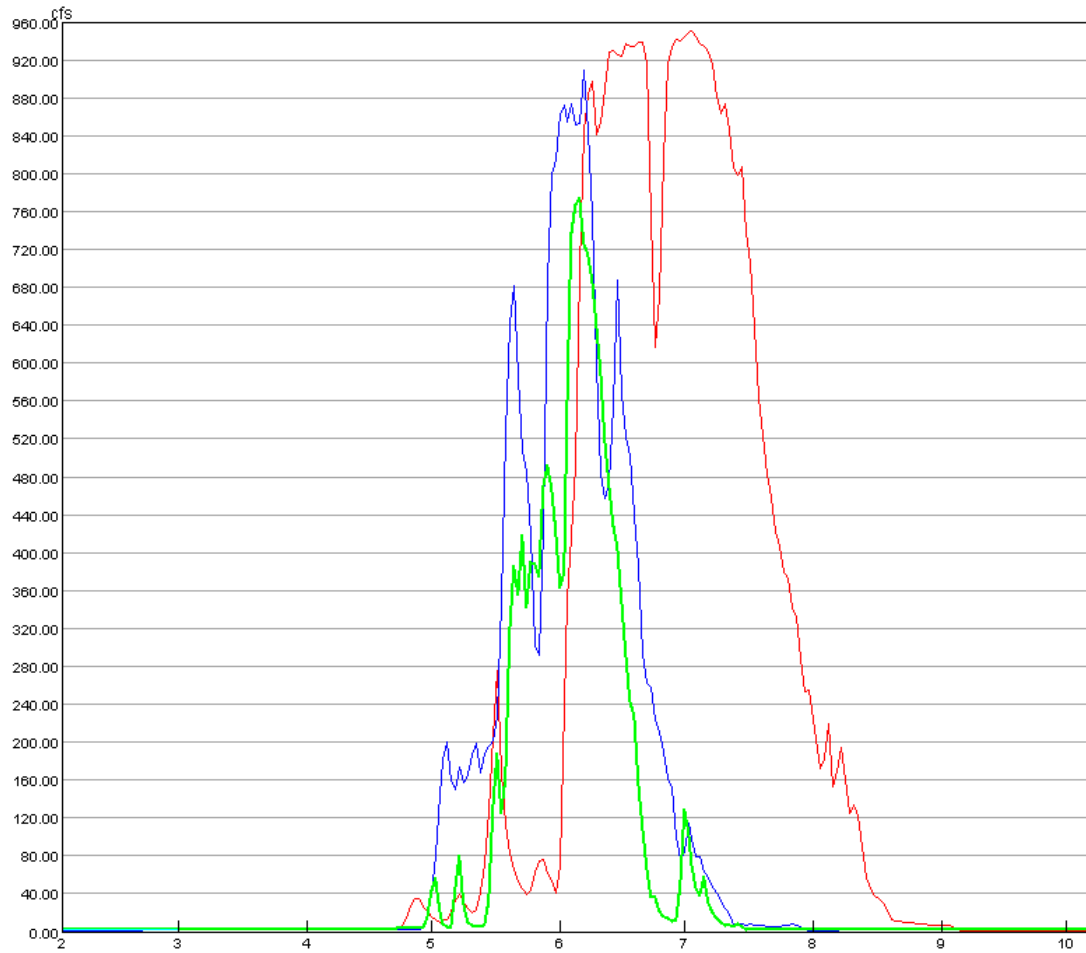
HUP Meeting

2021 FRY-ARK Operations

2022 March Forecast

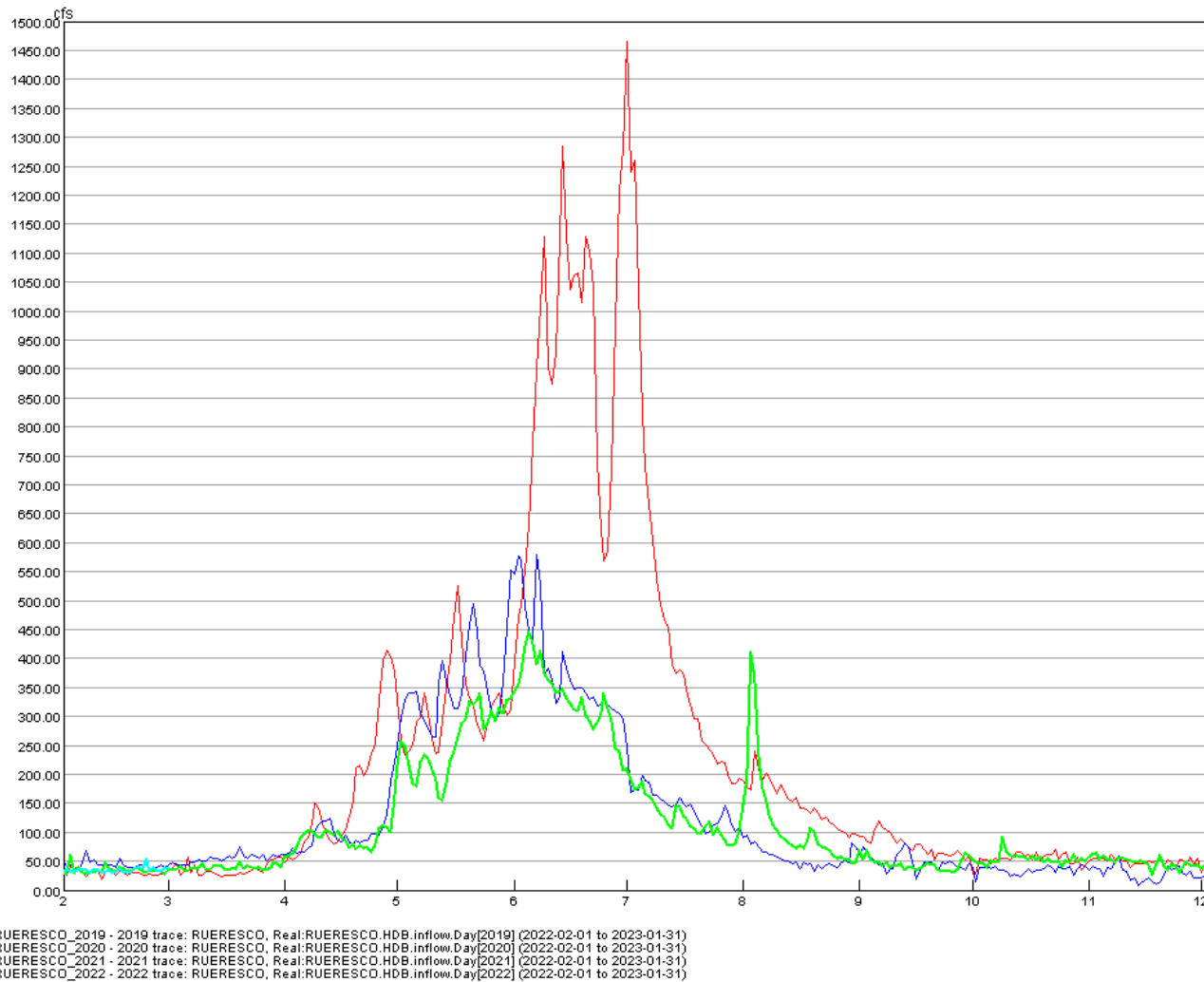


— BUREAU OF —
RECLAMATION

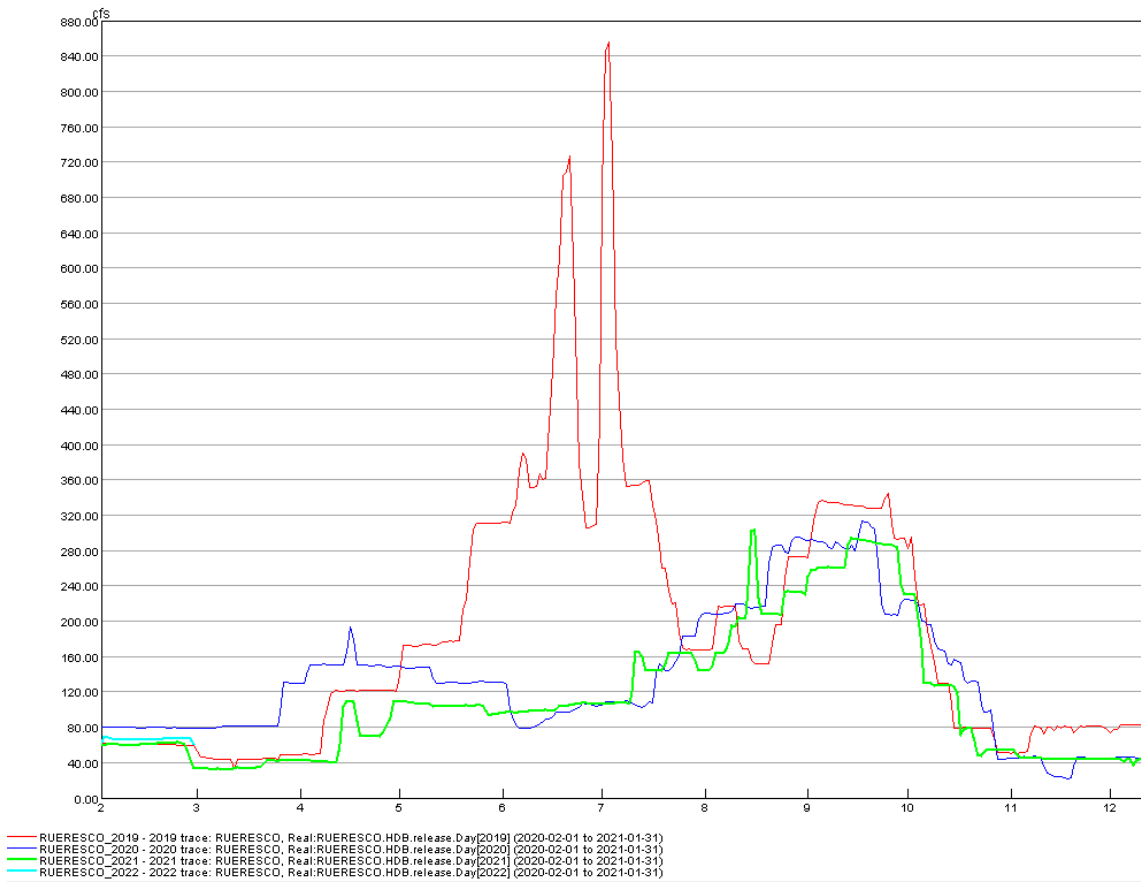


— BOUTUNCO_2019 - 2019 trace: BOUTUNCO, Real:BOUTUNCO.HDB.flow.Day[2019] (2021-02-01 to 2022-01-31)
— BOUTUNCO_2020 - 2020 trace: BOUTUNCO, Real:BOUTUNCO.HDB.flow.Day[2020] (2021-02-01 to 2022-01-31)
— BOUTUNCO_2021 - 2021 trace: BOUTUNCO, Real:BOUTUNCO.HDB.flow.Day[2021] (2021-02-01 to 2022-01-31)
— BOUTUNCO_2022 - 2022 trace: BOUTUNCO, Real:BOUTUNCO.HDB.flow.Day[2022] (2021-02-01 to 2022-01-31)

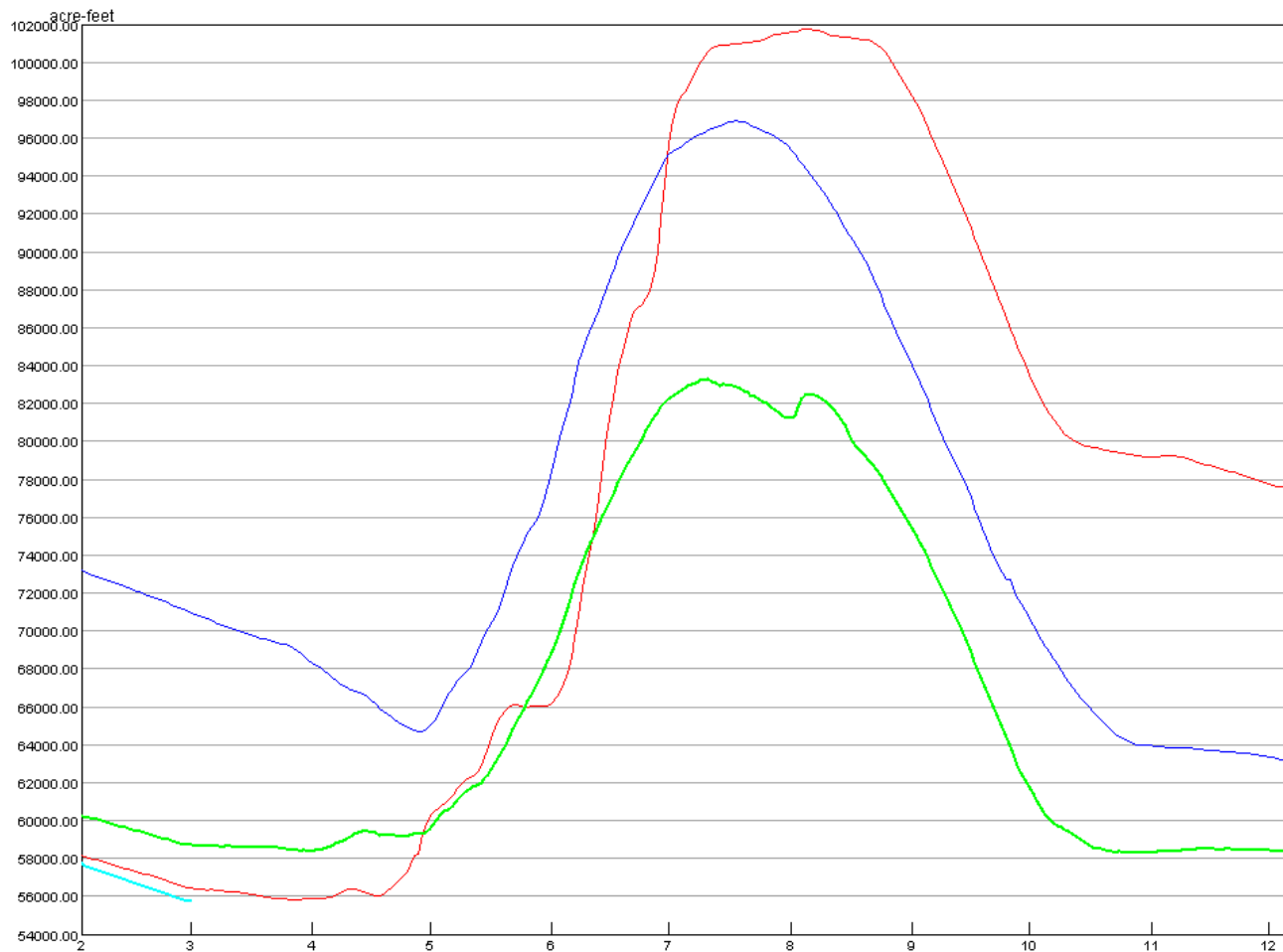
Boustead Tunnel total 2021 diversion: 34KAF or 57% of average. Boustead Tunnel Fryingpan Basin diversion: 26KAF and Hunter Basin diversion 8KAF.



Ruedi 2021 inflow A-J: 48KAF or 57% of average.



Ruedi 2021 release: 529AF Boustead Tunnel replacement, 5,381AF regular contracts, 17,762.5AF 15-Mile fish recovery (10,412.5AF Ruedi fish pools and, 7,350AF leased water), 3,500AF anchor ice mitigation, and 1,539AF insurance pool.



— RUERESCO_2019 - 2019 trace: RUERESCO, Real:RUERESCO.HDB.storage.Day[2019] (2022-02-01 to 2023-01-31)
— RUERESCO_2020 - 2020 trace: RUERESCO, Real:RUERESCO.HDB.storage.Day[2020] (2022-02-01 to 2023-01-31)
— RUERESCO_2021 - 2021 trace: RUERESCO, Real:RUERESCO.HDB.storage.Day[2021] (2022-02-01 to 2023-01-31)
— RUERESCO_2022 - 2022 trace: RUERESCO, Real:RUERESCO.HDB.storage.Day[2022] (2022-02-01 to 2023-01-31)

Ruedi minimum storage in 2021 was 58,387AF and maximum storage was 83,255AF.

