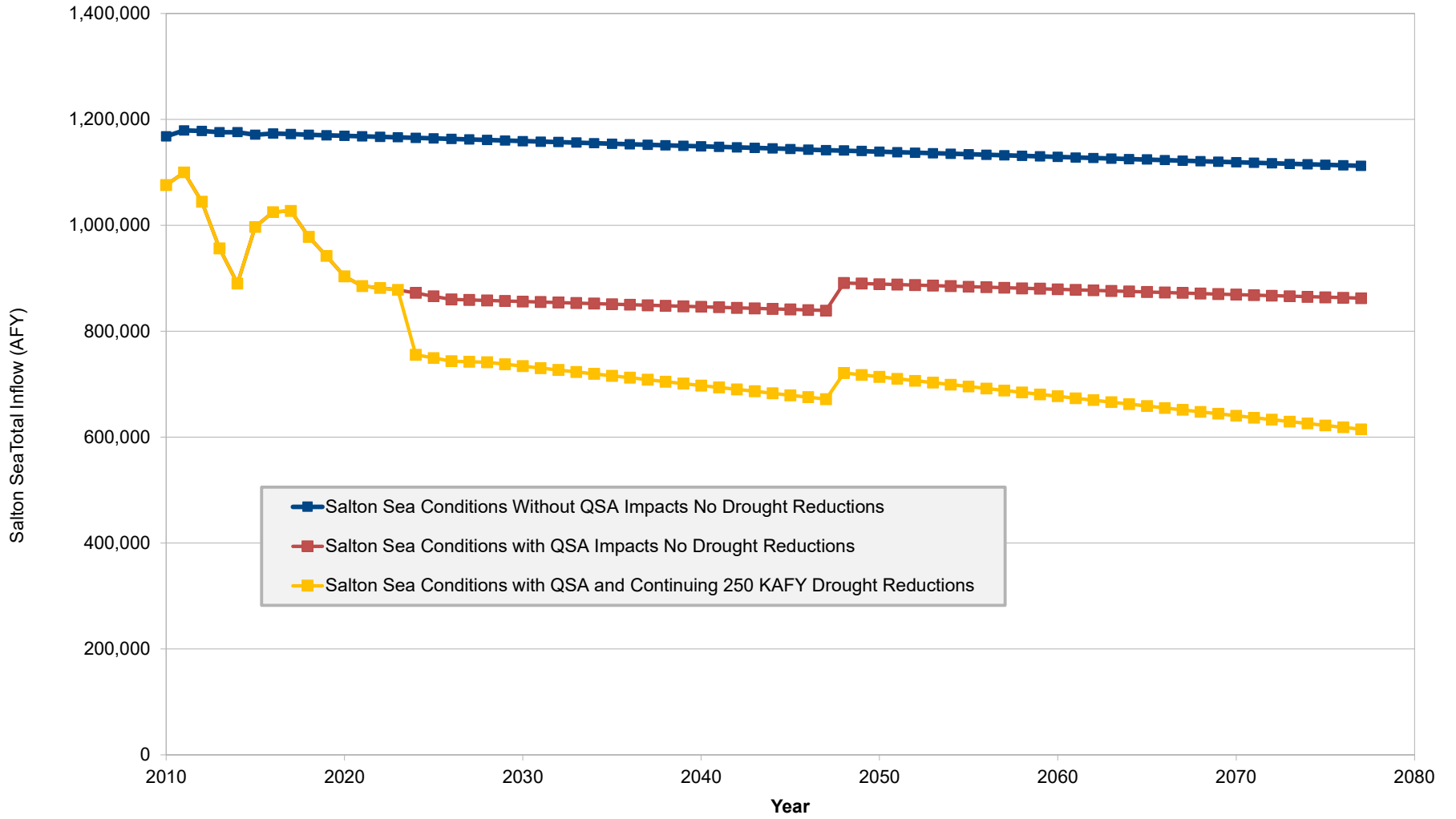
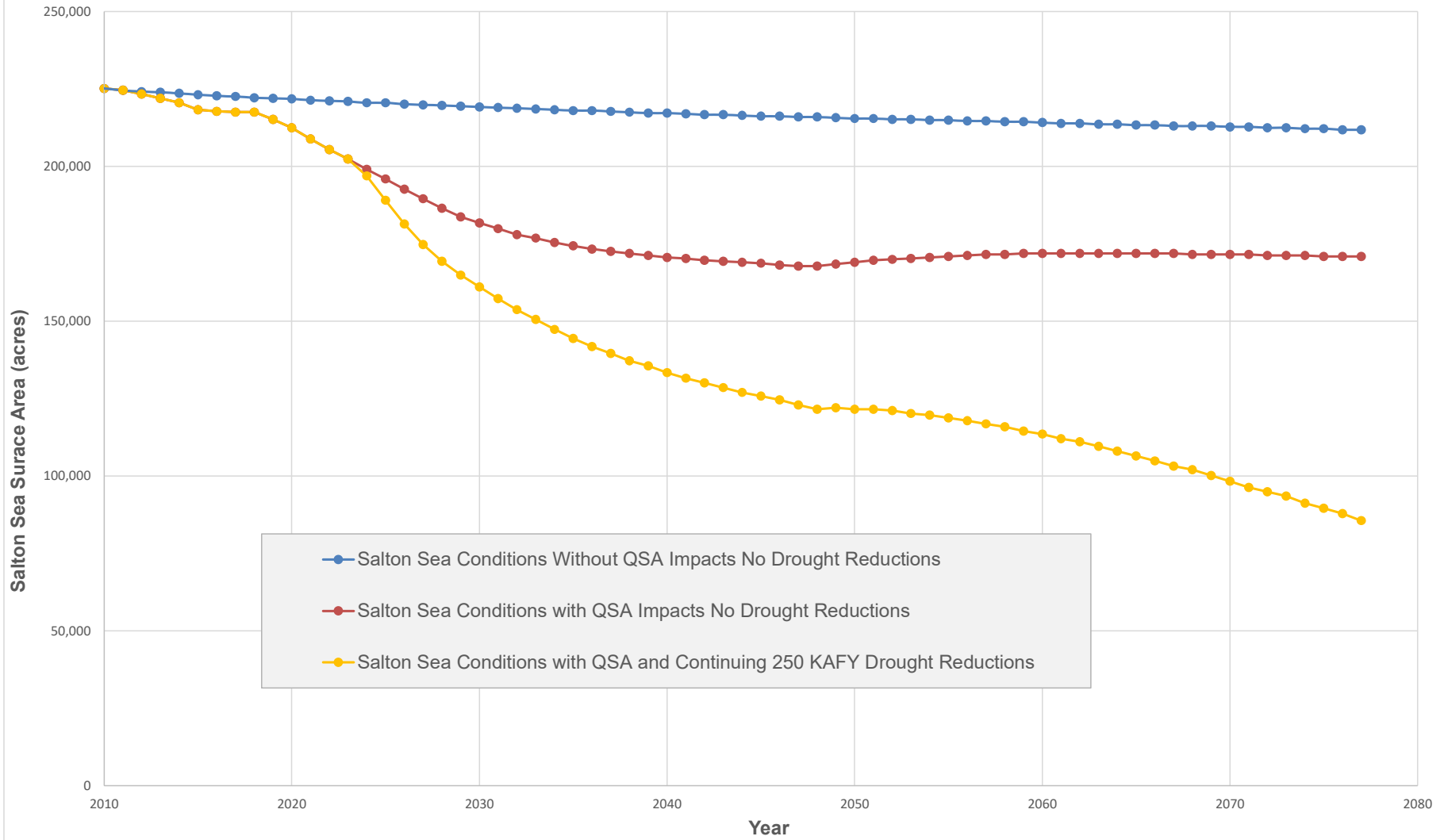


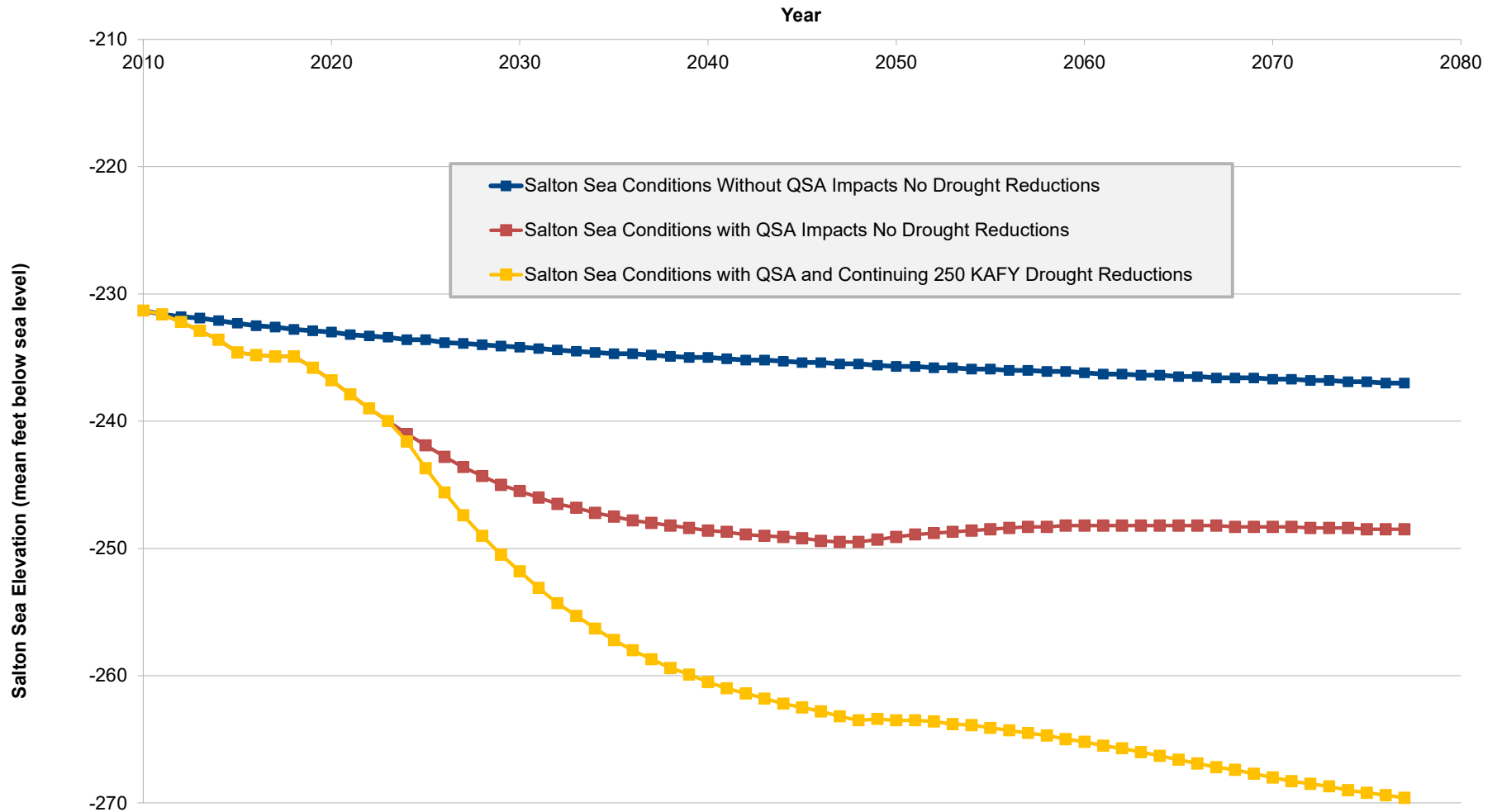
Salton Sea Predicted Inflow, With and Without QSA and with Continuing 250 KAFY IID Drought Reduction



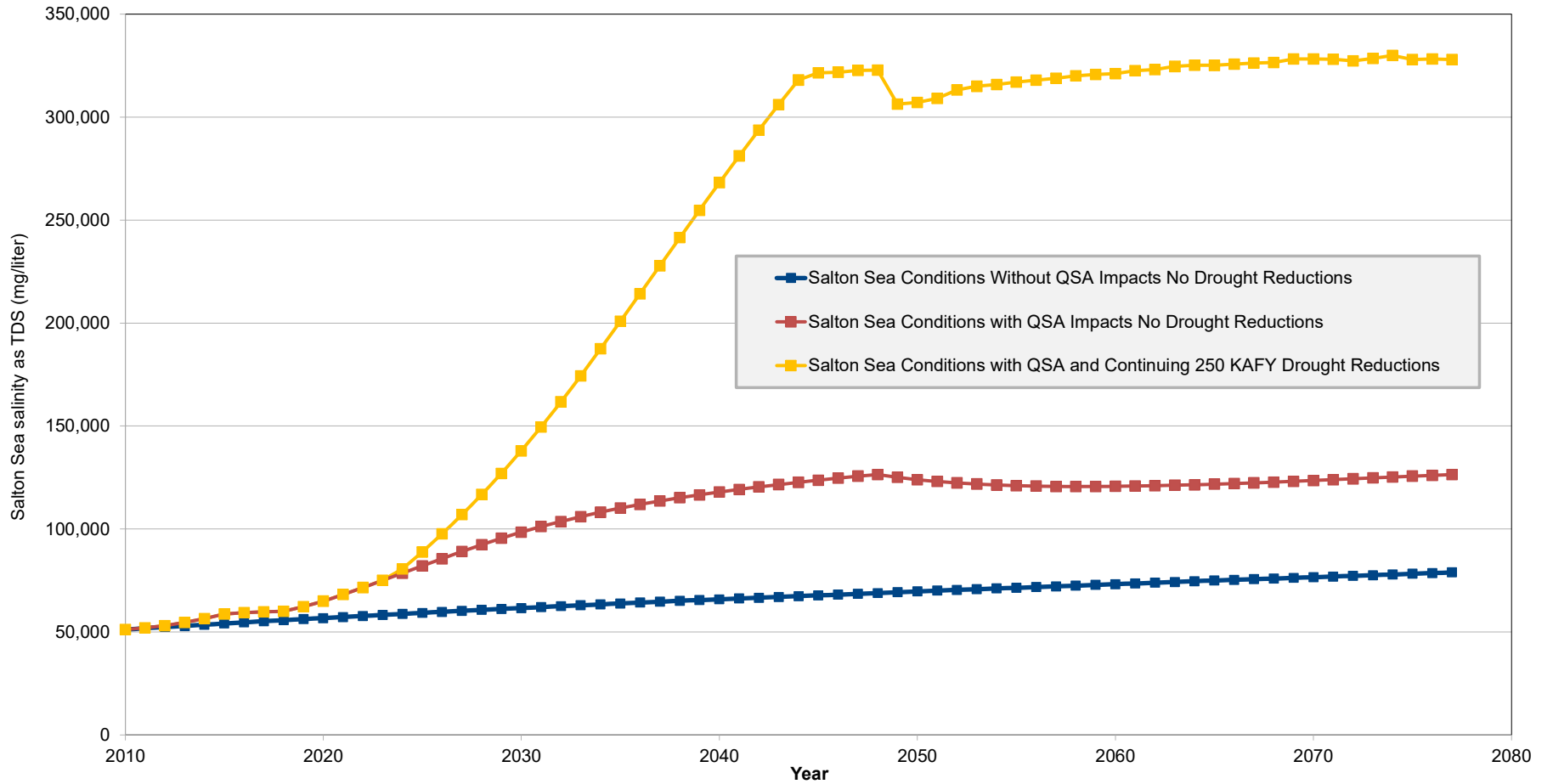
Salton Sea Surface Area Prediction, with and without QSA and with Continuing 250 KAFY IID Drought Reduction



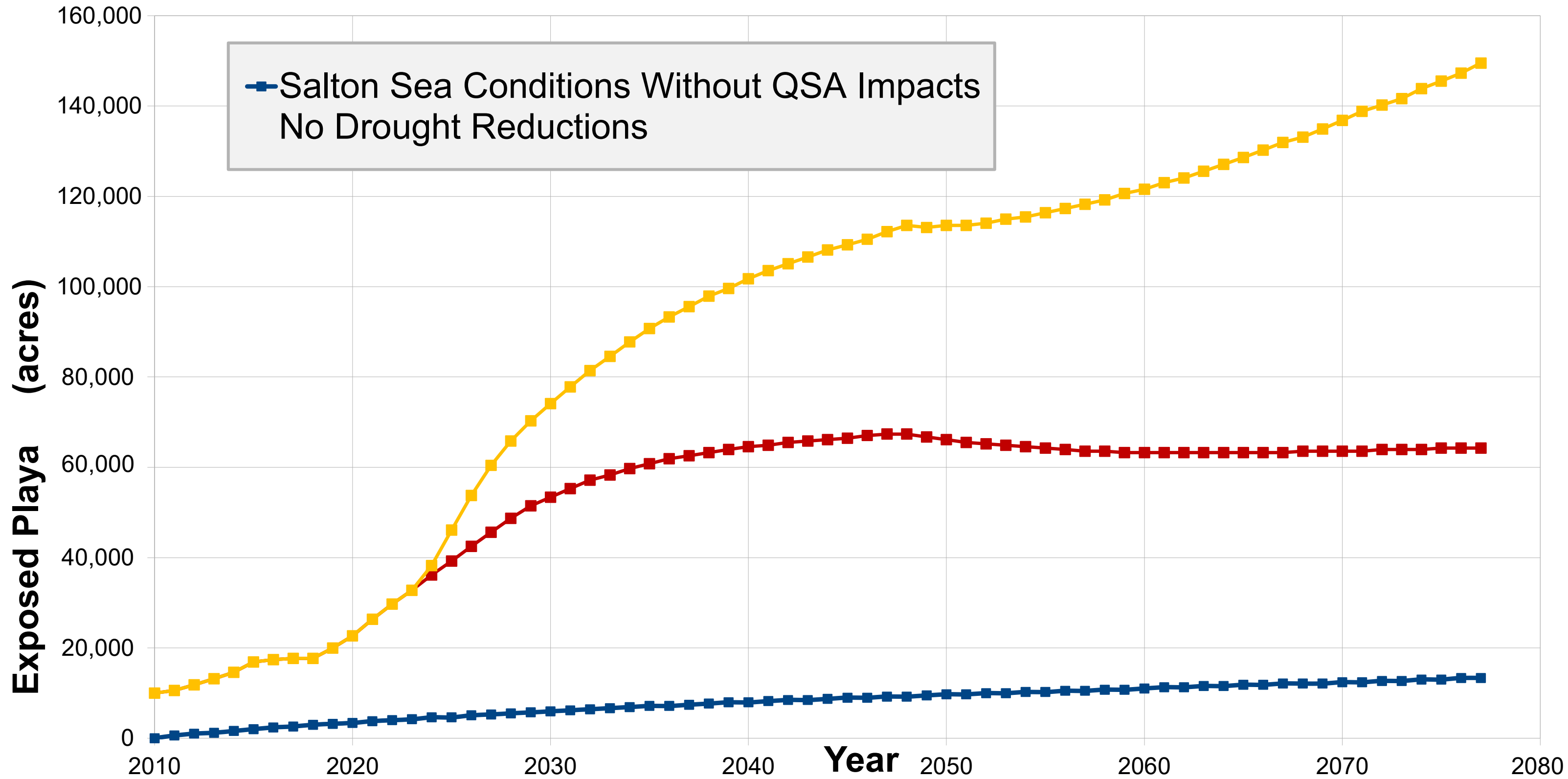
Salton Sea Elevation, with and without QSA and with Continuing 250 KAFY IID Drought Reduction



Salton Sea Salinity Prediction, with and without QSA and with Continuing 250 KAFY IID Drought Reduction



Salton Sea Playa Exposure, With and Without QSA and QSA with Continuing 250 KAFY IID Drought Reduction



Salton Sea Conditions with QSA and Continuing 250 KAFY Drought Reductions									
Variable	Description	Time Point	Value	Unit	Source	Year	2010	2011	2012
E _{SS}	Elevation of Salton Sea surface	2010	-231.3	feet below MSL	Weghorst 2000	E _{SS}	-231.3	-231.6	-232.2
A _{SS}	Surface Area of Salton Sea	2010	225,141	acres	Weghorst 2000	A _{SS}	225,141	224,536	223,336
V _{SS}	Volume of Salton Sea	2010	6,637,651	AF	Weghorst 2000	V _{SS}	6,637,651	6,571,065	6,451,469
ΔV _{SS}	Change in Volume of Salton Sea	2010	-146,868	AFY	calculated	ΔV _{SS}	-66,586	-119,595	-153,476
	Non QSA annual inflow reductions to Salton Sea	2010	1,000	AFY	estimated to fit		1,000	2,000	3,000
	Pre QSA transfer flow to MWD	2010	105,000	AFY	IID QSA Report		105,000	103,940	104,140
	QSA transfer flow to SDCWA	2010	75,000	AFY	IID QSA Report		75,000	63,278	106,722
	QSA transfer flow to CVWD	2010	12,000	AFY	IID QSA Report		12,000	16,000	21,000
	IID Storage	2010	25	AFY	IID QSA Report		5,216	0	5,914
	Transfer impact factor to Salton Sea		1.00				1.00	1.00	1.00
I _{MW}	QSA Mitigation Water to Salton Sea	2010	80,282	AFY	IID QSA Report	I _{MW}	80,282	0	15,182
I _{RD}	Inflow to Salton Sea from all Rivers and irrigation Drains	1999	1,285,018	AFY	LLNL 2008	I _{RD}	1,075,802	1,099,800	1,044,242
I _P	Inflow to Salton Sea from Precipitation to surface	Avg 2004-2017	1.84	inches/year	SSMP 2017	I _P	34,522	34,429	34,245
I _{GW}	Inflow to Salton Sea from Groundwater flows	2002	1000	AFY	DWR 2006	I _{GW}	1,000	1,000	1,000
	Inflow impact from drought conservation (50 years to all on farm conservation)	2022	0	AFY	IID Tina Shields		0	0	0
I _{WI}	Inflow from Water Import	2010	0	AFY		I _{WI}	0	0	0
I _{SER}	Return flow to Salton Sea from Salt Extraction Revenue technologies	2010	0	AFY		I _{SER}	0	0	0
O _{SE}	Outflow from Salton Sea to Salt Extraction Revenue technologies	2010	0	AFY		O _{SE}	0	0	0
O _E	Outflow from Salton Sea due to Evaporation	Avg 1967-1969	68	inches/year	Sturrock 1969	O _E	1,253,192	1,249,824	1,243,145
O _{SP}	Outflow from Salton Sea to Seepage		5,000	AFY		O _{SP}	5,000	5,000	5,000
MS _{SS}	Mass of Salt in the Salton Sea water column	2010	419,024,123	metric tons	Calculated	MS _{SS}	419,024,123	421,007,065	422,935,631
S _{SS}	Salinity of Salton Sea, averaged throughout the volume	2010	51,179	mg/liter TDS	USBR data	S _{SS}	51,179	51,942	53,147
ΔMS _{SS}	Change in Mass of Salt in the Salton Sea	2010	4,399,992	metric tons / year	Calculated	ΔMS _{SS}	1,982,941	1,928,566	1,883,271
S _{RD}	Salinity of Inflows to Salton Sea from all Rivers and Drains	1999	2,923	mg/liter TDS	Weghorst 1999	S _{RD}	3,312	3,267	3,408
S _{GW}	Salinity of Inflow to Salton Sea from Groundwater flows	2008	5,000	mg/liter TDS	LLNL 2008	S _{GW}	5,000	5,000	5,000
S _{MW}	Salinity of Inflow to Salton Sea from QSA Mitigation Water flows	2008	771	mg/liter TDS	LLNL 2008	S _{MW}	771	771	771
S _{WI}	Salinity of Inflow to Salton Sea from Water Import		37,000	mg/liter TDS	Sea of Cortez	S _{WI}	37,000	37,000	37,000
S _{SE}	Salinity of Outflow from Salton Sea to Salt Extraction technologies	2010	51,179	mg/liter TDS		S _{SE}	51,179	51,942	53,147
S _{SER}	Salinity of return flow to Salton Sea from Salt Extraction technologies		10	mg/liter TDS		S _{SER}	10	10	10
S _{SP}	Salinity of Outflow from Salton Sea to Seepage	2010	51,179	mg/liter TDS		S _{SP}	51,179	51,942	53,147
MS _{PG}	Mass of Sulfate Salt precipitating out of the Lake annually		0.52%	metric tons	estimated to fit	MS _{PG}	2,178,925	2,189,237	2,199,265
MS _{PH}	Mass of Halite Salt precipitating out of the Lake annually		310000	mg/liter TDS	saturation data	MS _{PH}	0	0	0
MS _{PT}	Cumulative mass of Halite precipitated out of Lake			metric tons		MS _{PT}	0	0	0
	Acre feet of Solid Halite						0	0	0
	Level of Lakebed filled with Solid Halite						-509.8	-510.1	-510.7
	Playa Exposure	2010	10,000	acres			10,000	10,605	11,805

2013	2014	2015	2016	2017	2018	2019	2020	2021	2022	2023	2024	2025	2026	2027
-232.9	-233.6	-234.6	-234.8	-234.9	-234.9	-235.8	-236.8	-237.9	-239	-240	-241.6	-243.7	-245.6	-247.4
221,952	220,515	218,238	217,731	217,466	217,466	215,165	212,449	208,793	205,426	202,360	196,899	189,073	181,378	174,720
6,297,993	6,120,216	5,907,327	5,877,956	5,856,840	5,858,434	5,666,659	5,451,220	5,217,277	4,984,340	4,771,059	4,458,945	4,057,881	3,696,590	3,378,264
-177,777	-212,889	-29,371	-21,115	1,593	-191,774	-215,439	-233,943	-232,937	-213,281	-312,115	-401,064	-361,291	-318,327	-276,636
4,000	5,000	6,000	7,000	8,000	9,000	10,000	11,000	12,000	13,000	14,000	15,000	16,000	17,000	18,000
105,000	104,100	107,820	105,000	105,000	105,000	105,000	105,000	105,000	105,000	105,000	105,000	105,000	105,000	105,000
100,000	100,000	100,000	100,000	100,000	130,000	160,000	192,500	205,000	202,500	200,000	200,000	200,000	200,000	200,000
26,000	31,000	36,000	41,000	45,000	63,000	68,000	73,000	78,000	83,000	88,000	93,000	98,000	103,000	103,000
93,785	155,126	38,313	7,077	0	0	0	0	0	0	0	0	0	0	0
1.00	1.00	1.00	1.00	1.00	1.00	1.00	1.00	1.00	1.00	1.00	1.00	1.00	1.00	1.00
71,398	89,168	153,327	130,796	150,000	0	0	0	0	0	0	0	0	0	0
956,233	889,792	996,885	1,024,941	1,027,018	978,018	942,018	903,518	885,018	881,518	878,018	755,351	749,351	743,351	742,351
34,033	33,812	33,463	33,385	33,345	33,345	32,992	32,576	32,015	31,499	31,029	30,191	28,991	27,811	26,790
1,000	1,000	1,000	1,000	1,000	1,000	1,000	1,000	1,000	1,000	1,000	1,000	1,000	1,000	1,000
0	0	0	0	0	0	0	0	0	0	-116,667	-116,667	-116,667	-116,667	-116,667
0	0	0	0	0	0	0	0	0	0	0	0	0	0	0
0	0	0	0	0	0	0	0	0	0	0	0	0	0	0
0	0	0	0	0	0	0	0	0	0	0	0	0	0	0
1,235,441	1,221,661	1,209,047	1,206,238	1,204,770	1,199,137	1,186,449	1,166,036	1,145,970	1,122,298	1,100,494	1,065,940	1,018,967	968,823	925,111
5,000	5,000	5,000	5,000	5,000	5,000	5,000	5,000	5,000	5,000	5,000	5,000	5,000	5,000	5,000
424,818,902	426,622,345	428,331,295	430,211,935	432,112,490	433,962,737	435,645,063	437,283,339	438,864,056	440,404,277	441,898,532	443,346,947	444,377,131	445,321,159	446,175,089
54,685	56,512	58,783	59,336	59,813	60,053	62,326	65,033	68,195	71,632	75,088	80,608	88,780	97,664	107,072
1,803,444	1,708,950	1,880,639	1,900,555	1,850,248	1,682,325	1,638,276	1,580,718	1,540,220	1,494,255	1,448,415	1,030,185	944,027	853,930	786,403
3,625	3,813	3,512	3,459	3,408	3,567	3,685	3,813	3,881	3,881	3,881	4,107	4,107	4,107	4,107
5,000	5,000	5,000	5,000	5,000	5,000	5,000	5,000	5,000	5,000	5,000	5,000	5,000	5,000	5,000
771	771	771	771	771	771	771	771	771	771	771	771	771	771	771
37,000	37,000	37,000	37,000	37,000	37,000	37,000	37,000	37,000	37,000	37,000	37,000	37,000	37,000	37,000
54,685	56,512	58,783	59,336	59,813	60,053	62,326	65,033	68,195	71,632	75,088	80,608	88,780	97,664	107,072
10	10	10	10	10	10	10	10	10	10	10	10	10	10	10
54,685	56,512	58,783	59,336	59,813	60,053	62,326	65,033	68,195	71,632	75,088	80,608	88,780	97,664	107,072
2,209,058	2,218,436	2,227,323	2,237,102	2,246,985	2,256,606	2,265,354	2,273,873	2,282,093	2,290,102	2,297,872	2,305,404	2,310,761	2,315,670	2,320,110
0	0	0	0	0	0	0	0	0	0	0	0	0	0	0
0	0	0	0	0	0	0	0	0	0	0	0	0	0	0
0	0	0	0	0	0	0	0	0	0	0	0	0	0	0
-511.4	-512.1	-513.1	-513.3	-513.4	-513.4	-514.3	-515.3	-516.4	-517.5	-518.5	-520.1	-522.2	-524.1	-525.9
13,189	14,626	16,903	17,410	17,675	17,675	19,976	22,692	26,348	29,715	32,781	38,242	46,068	53,763	60,421

2028	2029	2030	2031	2032	2033	2034	2035	2036	2037	2038	2039	2040	2041	2042
-249	-250.5	-251.8	-253.1	-254.3	-255.3	-256.3	-257.2	-258	-258.7	-259.4	-259.9	-260.5	-261	-261.4
169,311	164,850	161,045	157,337	153,697	150,543	147,360	144,415	141,849	139,580	137,259	135,553	133,398	131,581	130,089
3,101,628	2,856,834	2,635,746	2,434,502	2,252,118	2,090,866	1,944,681	1,816,069	1,703,202	1,601,209	1,510,727	1,431,469	1,358,029	1,294,218	1,238,061
-244,794	-221,088	-201,243	-182,384	-161,252	-146,185	-128,613	-112,866	-101,993	-90,483	-79,257	-73,441	-63,811	-56,157	-52,140
19,000	20,000	21,000	22,000	23,000	24,000	25,000	26,000	27,000	28,000	29,000	30,000	31,000	32,000	33,000
105,000	105,000	105,000	105,000	105,000	105,000	105,000	105,000	105,000	105,000	105,000	105,000	105,000	105,000	105,000
200,000	200,000	200,000	200,000	200,000	200,000	200,000	200,000	200,000	200,000	200,000	200,000	200,000	200,000	200,000
103,000	103,000	103,000	103,000	103,000	103,000	103,000	103,000	103,000	103,000	103,000	103,000	103,000	103,000	103,000
0	0	0	0	0	0	0	0	0	0	0	0	0	0	0
1.00	1.00	1.00	1.00	1.00	1.00	1.00	1.00	1.00	1.00	1.00	1.00	1.00	1.00	1.00
0	0	0	0	0	0	0	0	0	0	0	0	0	0	0
741,351	737,685	734,018	730,351	726,685	723,018	719,351	715,685	712,018	708,351	704,685	701,018	697,351	693,685	690,018
25,961	25,277	24,694	24,125	23,567	23,083	22,595	22,144	21,750	21,402	21,046	20,785	20,454	20,176	19,947
1,000	1,000	1,000	1,000	1,000	1,000	1,000	1,000	1,000	1,000	1,000	1,000	1,000	1,000	1,000
-119,333	-122,000	-124,667	-127,333	-130,000	-132,667	-135,333	-138,000	-140,667	-143,333	-146,000	-148,667	-151,333	-154,000	-156,667
0	0	0	0	0	0	0	0	0	0	0	0	0	0	0
0	0	0	0	0	0	0	0	0	0	0	0	0	0	0
0	0	0	0	0	0	0	0	0	0	0	0	0	0	0
888,773	858,049	831,288	805,527	777,504	755,619	731,226	708,695	691,095	672,903	654,988	642,577	626,283	612,018	601,438
5,000	5,000	5,000	5,000	5,000	5,000	5,000	5,000	5,000	5,000	5,000	5,000	5,000	5,000	5,000
446,961,492	447,678,574	448,310,357	448,853,359	449,303,547	449,657,164	449,912,591	450,066,626	450,118,940	450,070,139	449,919,000	449,666,398	449,314,969	448,863,148	448,315,283
116,828	127,042	137,892	149,472	161,738	174,349	187,562	200,914	214,252	227,875	241,442	254,667	268,230	281,171	293,566
717,082	631,783	543,002	450,188	353,617	255,427	154,036	52,313	-48,801	-151,139	-252,602	-351,429	-451,821	-547,865	-640,037
4,107	4,107	4,107	4,107	4,107	4,107	4,107	4,107	4,107	4,107	4,107	4,107	4,107	4,107	4,107
5,000	5,000	5,000	5,000	5,000	5,000	5,000	5,000	5,000	5,000	5,000	5,000	5,000	5,000	5,000
771	771	771	771	771	771	771	771	771	771	771	771	771	771	771
37,000	37,000	37,000	37,000	37,000	37,000	37,000	37,000	37,000	37,000	37,000	37,000	37,000	37,000	37,000
116,828	127,042	137,892	149,472	161,738	174,349	187,562	200,914	214,252	227,875	241,442	254,667	268,230	281,171	293,566
10	10	10	10	10	10	10	10	10	10	10	10	10	10	10
116,828	127,042	137,892	149,472	161,738	174,349	187,562	200,914	214,252	227,875	241,442	254,667	268,230	281,171	293,566
2,324,200	2,327,929	2,331,214	2,334,037	2,336,378	2,338,217	2,339,545	2,340,346	2,340,618	2,340,365	2,339,579	2,338,265	2,336,438	2,334,088	2,331,239
0	0	0	0	0	0	0	0	0	0	0	0	0	0	0
0	0	0	0	0	0	0	0	0	0	0	0	0	0	0
0	0	0	0	0	0	0	0	0	0	0	0	0	0	0
-527.5	-529.0	-530.3	-531.6	-532.8	-533.8	-534.8	-535.7	-536.5	-537.2	-537.9	-538.4	-539.0	-539.5	-539.9
65,830	70,291	74,096	77,804	81,444	84,598	87,781	90,726	93,292	95,561	97,882	99,588	101,743	103,560	105,052

2043	2044	2045	2046	2047	2048	2049	2050	2051	2052	2053	2054	2055	2056	2057
-261.8	-262.2	-262.5	-262.8	-263.2	-263.5	-263.4	-263.5	-263.5	-263.6	-263.8	-263.9	-264.1	-264.3	-264.5
128,576	127,008	125,840	124,619	122,931	121,580	122,042	121,580	121,580	121,108	120,187	119,723	118,772	117,818	116,872
1,185,921	1,139,406	1,096,794	1,054,585	1,011,405	969,303	979,799	977,227	970,368	957,175	941,321	923,201	902,337	879,327	854,185
-46,515	-42,612	-42,209	-43,181	-42,102	10,497	-2,573	-6,859	-13,193	-15,854	-18,120	-20,864	-23,010	-25,142	-27,310
34,000	35,000	36,000	37,000	38,000	39,000	40,000	41,000	42,000	43,000	44,000	45,000	46,000	47,000	48,000
105,000	105,000	105,000	105,000	105,000	105,000	105,000	105,000	105,000	105,000	105,000	105,000	105,000	105,000	105,000
200,000	200,000	200,000	200,000	200,000	200,000	200,000	200,000	200,000	200,000	200,000	200,000	200,000	200,000	200,000
103,000	103,000	103,000	103,000	103,000	50,000	50,000	50,000	50,000	50,000	50,000	50,000	50,000	50,000	50,000
0	0	0	0	0	0	0	0	0	0	0	0	0	0	0
1.00	1.00	1.00	1.00	1.00	1.00	1.00	1.00	1.00	1.00	1.00	1.00	1.00	1.00	1.00
0	0	0	0	0	0	0	0	0	0	0	0	0	0	0
686,351	682,685	679,018	675,351	671,685	721,018	717,351	713,685	710,018	706,351	702,685	699,018	695,351	691,685	688,018
19,715	19,475	19,295	19,108	18,849	18,642	18,713	18,642	18,642	18,570	18,429	18,358	18,212	18,065	17,920
1,000	1,000	1,000	1,000	1,000	1,000	1,000	1,000	1,000	1,000	1,000	1,000	1,000	1,000	1,000
-159,333	-162,000	-164,667	-167,333	-170,000	-172,667	-175,333	-178,000	-180,667	-183,333	-186,000	-188,667	-191,333	-194,000	-196,667
0	0	0	0	0	0	0	0	0	0	0	0	0	0	0
0	0	0	0	0	0	0	0	0	0	0	0	0	0	0
0	0	0	0	0	0	0	0	0	0	0	0	0	0	0
589,248	578,771	571,855	566,307	558,636	552,497	559,304	557,186	557,186	553,442	549,233	545,573	541,240	536,892	532,581
5,000	5,000	5,000	5,000	5,000	5,000	5,000	5,000	5,000	5,000	5,000	5,000	5,000	5,000	5,000
447,675,246	446,943,058	434,867,008	418,596,194	402,520,192	386,068,463	370,303,320	370,128,280	369,931,496	369,704,788	365,736,914	359,665,292	352,744,434	344,776,964	335,995,393
306,036	318,008	321,437	321,794	322,647	322,901	306,397	307,059	309,065	313,133	314,989	315,840	316,925	317,872	318,894
-732,187	-12,076,050	-16,270,815	-16,076,002	-16,451,729	-15,765,143	-175,040	-196,784	-226,709	-3,967,873	-6,071,622	-6,920,859	-7,967,470	-8,781,572	-9,593,137
4,107	4,107	4,107	4,107	4,107	4,107	4,107	4,107	4,107	4,107	4,107	4,107	4,107	4,107	4,107
5,000	5,000	5,000	5,000	5,000	5,000	5,000	5,000	5,000	5,000	5,000	5,000	5,000	5,000	5,000
771	771	771	771	771	771	771	771	771	771	771	771	771	771	771
37,000	37,000	37,000	37,000	37,000	37,000	37,000	37,000	37,000	37,000	37,000	37,000	37,000	37,000	37,000
306,036	318,008	321,437	321,794	322,647	322,901	306,397	307,059	309,065	313,133	314,989	315,840	316,925	317,872	318,894
10	10	10	10	10	10	10	10	10	10	10	10	10	10	10
306,036	318,008	321,437	321,794	322,647	322,901	306,397	307,059	309,065	313,133	314,989	315,840	316,925	317,872	318,894
2,327,911	2,324,104	2,261,308	2,176,700	2,093,105	2,007,556	1,925,577	1,924,667	1,923,644	1,922,465	1,901,832	1,870,260	1,834,271	1,792,840	1,747,176
0	11,255,254	15,473,092	15,342,110	15,777,599	15,424,913	0	0	0	3,698,680	5,793,037	6,650,026	7,707,358	8,538,473	9,370,826
0	11,255,254	26,728,346	42,070,456	57,848,055	73,272,968	73,272,968	73,272,968	73,272,968	76,971,649	82,764,686	89,414,711	97,122,069	105,660,542	115,031,368
0	4,205	9,986	15,718	21,612	27,375	27,375	27,375	27,375	28,757	30,921	33,405	36,285	39,475	42,976
-540.3	-482.2	-482.5	-482.8	-483.2	-483.5	-483.4	-483.5	-483.5	-483.6	-483.8	-483.9	-484.1	-484.3	-484.5
106,565	108,133	109,301	110,522	112,210	113,561	113,099	113,561	113,561	114,033	114,954	115,418	116,369	117,323	118,269

2058	2059	2060	2061	2062	2063	2064	2065	2066	2067	2068	2069	2070	2071	2072
-264.7	-265	-265.2	-265.5	-265.7	-266	-266.3	-266.6	-266.9	-267.2	-267.4	-267.7	-268	-268.3	-268.5
115,925	114,510	113,563	112,096	111,075	109,576	108,031	106,513	104,909	103,206	102,038	100,199	98,332	96,313	94,916
826,875	798,869	770,744	740,443	710,251	678,208	646,414	616,417	586,733	557,739	529,868	500,778	473,407	447,877	424,854
-28,006	-28,126	-30,301	-30,193	-32,043	-31,794	-29,997	-29,684	-28,994	-27,871	-29,090	-27,371	-25,530	-23,023	-23,240
49,000	50,000	51,000	52,000	53,000	54,000	55,000	56,000	57,000	58,000	59,000	60,000	61,000	62,000	63,000
105,000	105,000	105,000	105,000	105,000	105,000	105,000	105,000	105,000	105,000	105,000	105,000	105,000	105,000	105,000
200,000	200,000	200,000	200,000	200,000	200,000	200,000	200,000	200,000	200,000	200,000	200,000	200,000	200,000	200,000
50,000	50,000	50,000	50,000	50,000	50,000	50,000	50,000	50,000	50,000	50,000	50,000	50,000	50,000	50,000
0	0	0	0	0	0	0	0	0	0	0	0	0	0	0
1.00	1.00	1.00	1.00	1.00	1.00	1.00	1.00	1.00	1.00	1.00	1.00	1.00	1.00	1.00
0	0	0	0	0	0	0	0	0	0	0	0	0	0	0
684,351	680,685	677,018	673,351	669,685	666,018	662,351	658,685	655,018	651,351	647,685	644,018	640,351	636,685	633,018
17,775	17,558	17,413	17,188	17,032	16,802	16,565	16,332	16,086	15,825	15,646	15,364	15,078	14,768	14,554
1,000	1,000	1,000	1,000	1,000	1,000	1,000	1,000	1,000	1,000	1,000	1,000	1,000	1,000	1,000
-199,333	-202,000	-204,667	-207,333	-210,000	-212,667	-215,333	-218,000	-220,667	-223,333	-226,000	-228,667	-231,333	-234,000	-236,667
0	0	0	0	0	0	0	0	0	0	0	0	0	0	0
0	0	0	0	0	0	0	0	0	0	0	0	0	0	0
0	0	0	0	0	0	0	0	0	0	0	0	0	0	0
526,799	520,369	516,065	509,399	504,759	497,947	489,580	482,701	475,431	467,714	462,421	454,086	445,626	436,476	430,145
5,000	5,000	5,000	5,000	5,000	5,000	5,000	5,000	5,000	5,000	5,000	5,000	5,000	5,000	5,000
326,402,255	315,983,879	305,306,691	294,586,004	283,028,077	271,521,347	259,300,781	247,184,412	235,759,155	224,445,335	213,395,761	202,775,780	191,677,984	181,250,984	171,525,448
320,021	320,667	321,137	322,541	323,060	324,568	325,205	325,096	325,756	326,245	326,500	328,273	328,248	328,085	327,306
-10,418,377	-10,677,187	-10,720,688	-11,557,926	-11,506,730	-12,220,566	-12,116,369	-11,425,257	-11,313,820	-11,049,575	-10,619,981	-11,097,796	-10,427,000	-9,725,536	-8,766,798
4,107	4,107	4,107	4,107	4,107	4,107	4,107	4,107	4,107	4,107	4,107	4,107	4,107	4,107	4,107
5,000	5,000	5,000	5,000	5,000	5,000	5,000	5,000	5,000	5,000	5,000	5,000	5,000	5,000	5,000
771	771	771	771	771	771	771	771	771	771	771	771	771	771	771
37,000	37,000	37,000	37,000	37,000	37,000	37,000	37,000	37,000	37,000	37,000	37,000	37,000	37,000	37,000
320,021	320,667	321,137	322,541	323,060	324,568	325,205	325,096	325,756	326,245	326,500	328,273	328,248	328,085	327,306
10	10	10	10	10	10	10	10	10	10	10	10	10	10	10
320,021	320,667	321,137	322,541	323,060	324,568	325,205	325,096	325,756	326,245	326,500	328,273	328,248	328,085	327,306
1,697,292	1,643,116	1,587,595	1,531,847	1,471,746	1,411,911	1,348,364	1,285,359	1,225,948	1,167,116	1,109,658	1,054,434	996,726	942,505	891,932
10,220,426	10,510,852	10,588,395	11,454,149	11,441,282	12,187,074	12,123,918	11,477,912	11,403,238	11,176,233	10,783,953	11,287,479	10,655,969	9,991,158	9,069,223
125,251,793	135,762,646	146,351,041	157,805,191	169,246,472	181,433,546	193,557,465	205,035,377	216,438,615	227,614,847	238,398,801	249,686,279	260,342,248	270,333,406	279,402,629
46,794	50,721	54,677	58,956	63,230	67,784	72,313	76,601	80,861	85,037	89,066	93,283	97,264	100,997	104,385
-484.7	-485.0	-485.2	-485.5	-485.7	-486.0	-486.3	-486.6	-486.9	-487.2	-487.4	-487.7	-488.0	-488.3	-488.5
119,216	120,631	121,578	123,045	124,066	125,565	127,110	128,628	130,232	131,935	133,103	134,942	136,809	138,828	140,225

2073	2074	2075	2076	2077
-268.7	-269	-269.2	-269.4	-269.6
93,524	91,260	89,598	87,852	85,610
401,614	378,136	358,237	339,283	321,640
-23,478	-19,898	-18,955	-17,643	-14,160
64,000	65,000	66,000	67,000	68,000
105,000	105,000	105,000	105,000	105,000
200,000	200,000	200,000	200,000	200,000
50,000	50,000	50,000	50,000	50,000
0	0	0	0	0
1.00	1.00	1.00	1.00	1.00
0	0	0	0	0
629,351	625,685	622,018	618,351	614,685
14,340	13,993	13,738	13,471	13,127
1,000	1,000	1,000	1,000	1,000
-239,333	-242,000	-244,667	-247,333	-250,000
0	0	0	0	0
0	0	0	0	0
0	0	0	0	0
423,836	413,576	406,044	398,132	387,971
5,000	5,000	5,000	5,000	5,000
162,758,650	153,891,590	144,932,977	137,364,195	130,135,581
328,549	329,937	327,990	328,229	328,013
-8,867,059	-8,958,613	-7,568,782	-7,228,614	-6,726,071
4,107	4,107	4,107	4,107	4,107
5,000	5,000	5,000	5,000	5,000
771	771	771	771	771
37,000	37,000	37,000	37,000	37,000
328,549	329,937	327,990	328,229	328,013
10	10	10	10	10
328,549	329,937	327,990	328,229	328,013
846,345	800,236	753,651	714,294	676,705
9,188,831	9,299,354	7,949,542	7,628,687	7,146,486
288,591,460	297,890,814	305,840,356	313,469,042	320,615,528
107,818	111,292	114,262	117,112	119,782
-488.7	-489.0	-489.2	-489.4	-489.6
141,617	143,881	145,543	147,289	149,531

Salton Sea Conditions with QSA Impacts No Drought Reductions										
Variable	Description	Time Point	Value	Unit	Source	Year	2010	2011	2012	2013
E _{SS}	Elevation of Salton Sea surface	2010	-231.3	feet below MSL	Weghorst 2000	E _{SS}	-231.3	-231.6	-232.2	-232.9
A _{SS}	Surface Area of Salton Sea	2010	225,141	acres	Weghorst 2000	A _{SS}	225,141	224,536	223,336	221,952
V _{SS}	Volume of Salton Sea	2010	6,637,651	AF	Weghorst 2000	V _{SS}	6,637,651	6,571,065	6,451,469	6,297,993
ΔV _{SS}	Change in Volume of Salton Sea	2010	-146,868	AFY	calculated	ΔV _{SS}	-66,586	-119,595	-153,476	-177,777
	Non QSA annual inflow reductions to Salton Sea	2010	1,000	AFY	estimated to fit		1,000	2,000	3,000	4,000
	Pre QSA transfer flow to MWD	2010	105,000	AFY	IID QSA Report		105,000	103,940	104,140	105,000
	QSA transfer flow to SDCWA	2010	75,000	AFY	IID QSA Report		75,000	63,278	106,722	100,000
	QSA transfer flow to CVWD	2010	12,000	AFY	IID QSA Report		12,000	16,000	21,000	26,000
	IID Storage	2010	25	AFY	IID QSA Report		5,216	0	5,914	93,785
	Transfer impact factor to Salton Sea		1.00				1.00	1.00	1.00	1.00
I _{MW}	QSA Mitigation Water to Salton Sea	2010	80,282	AFY	IID QSA Report	I _{MW}	80,282	0	15,182	71,398
I _{RD}	Inflow to Salton Sea from all Rivers and irrigation Drains	1999	1,285,018	AFY	LLNL 2008	I _{RD}	1,075,802	1,099,800	1,044,242	956,233
I _P	Inflow to Salton Sea from Precipitation to surface	Avg 2004-2017	1.84	inches/year	SSMP 2017	I _P	34,522	34,429	34,245	34,033
I _{GW}	Inflow to Salton Sea from Groundwater flows	2002	1000	AFY	DWR 2006	I _{GW}	1,000	1,000	1,000	1,000
I _{WI}	Inflow to Salton Sea from Water Import	2010	0	AFY		I _{WI}	0	0	0	0
I _{SER}	Return flow to Salton Sea from Salt Extraction Revenue technologies	2010	0	AFY		I _{SER}	0	0	0	0
O _{SE}	Outflow from Salton Sea to Salt Extraction Revenue technologies	2010	0	AFY		O _{SE}	0	0	0	0
O _E	Outflow from Salton Sea due to Evaporation	Avg 1967-1969	68	inches/year	Sturrock 1969	O _E	1,253,192	1,249,824	1,243,145	1,235,441
O _{SP}	Outflow from Salton Sea to Seepage		5,000	AFY		O _{SP}	5,000	5,000	5,000	5,000
MS _{SS}	Mass of Salt in the Salton Sea water column	2010	419,024,123	metric tons	Calculated	MS _{SS}	419,024,123	421,007,065	422,935,631	424,818,902
S _{SS}	Salinity of Salton Sea, averaged throughout the volume	2010	51,179	mg/liter TDS	USBR data	S _{SS}	51,179	51,942	53,147	54,685
ΔMS _{SS}	Change in Mass of Salt in the Salton Sea	2010	4,399,992	metric tons / year	Calculated	ΔMS _{SS}	1,982,941	1,928,566	1,883,271	1,803,444
S _{RD}	Salinity of Inflows to Salton Sea from all Rivers and Drains	1999	2,923	mg/liter TDS	Weghorst 1999	S _{RD}	3,312	3,267	3,408	3,625
S _{GW}	Salinity of Inflow to Salton Sea from Groundwater flows	2008	5,000	mg/liter TDS	LLNL 2008	S _{GW}	5,000	5,000	5,000	5,000
S _{MW}	Salinity of Inflow to Salton Sea from QSA Mitigation Water flows	2008	771	mg/liter TDS	LLNL 2008	S _{MW}	771	771	771	771
S _{WI}	Salinity of Inflow to Salton Sea from Water Import		37,000	mg/liter TDS	Sea of Cortez	S _{WI}	37,000	37,000	37,000	37,000
S _{SE}	Salinity of Outflow from Salton Sea to Salt Extraction technologies	2010	51,179	mg/liter TDS		S _{SE}	51,179	51,942	53,147	54,685
S _{SER}	Salinity of return flow to Salton Sea from Salt Extraction technologies		10	mg/liter TDS		S _{SER}	10	10	10	10
S _{SP}	Salinity of Outflow from Salton Sea to Seepage	2010	51,179	mg/liter TDS		S _{SP}	51,179	51,942	53,147	54,685
MS _p	Mass of Salt precipitating out of the Salton Sea annually		0.52%	of total salt	estimated to fit	S _{SP}	2,178,925	2,189,237	2,199,265	2,209,058
	Playa Exposure	2010	10,000	acres			10,000	10,605	11,805	13,189

2014	2015	2016	2017	2018	2019	2020	2021	2022	2023	2024	2025	2026	2027	2028
-233.6	-234.6	-234.8	-234.9	-234.9	-235.8	-236.8	-237.9	-239	-240	-241	-241.9	-242.8	-243.6	-244.3
220,515	218,238	217,731	217,466	217,466	215,165	212,449	208,793	205,426	202,360	198,993	195,894	192,632	189,532	186,450
6,120,216	5,907,327	5,877,956	5,856,840	5,858,434	5,666,659	5,451,220	5,217,277	4,984,340	4,771,059	4,575,611	4,391,958	4,223,514	4,070,922	3,933,561
-212,889	-29,371	-21,115	1,593	-191,774	-215,439	-233,943	-232,937	-213,281	-195,448	-183,653	-168,444	-152,592	-137,361	-117,738
5,000	6,000	7,000	8,000	9,000	10,000	11,000	12,000	13,000	14,000	15,000	16,000	17,000	18,000	19,000
104,100	107,820	105,000	105,000	105,000	105,000	105,000	105,000	105,000	105,000	105,000	105,000	105,000	105,000	105,000
100,000	100,000	100,000	100,000	130,000	160,000	192,500	205,000	202,500	200,000	200,000	200,000	200,000	200,000	200,000
31,000	36,000	41,000	45,000	63,000	68,000	73,000	78,000	83,000	88,000	93,000	98,000	103,000	103,000	103,000
155,126	38,313	7,077	0	0	0	0	0	0	0	0	0	0	0	0
1.00	1.00	1.00	1.00	1.00	1.00	1.00	1.00	1.00	1.00	1.00	1.00	1.00	1.00	1.00
89,168	153,327	130,796	150,000	0	0	0	0	0	0	0	0	0	0	0
889,792	996,885	1,024,941	1,027,018	978,018	942,018	903,518	885,018	881,518	878,018	872,018	866,018	860,018	859,018	858,018
33,812	33,463	33,385	33,345	33,345	32,992	32,576	32,015	31,499	31,029	30,512	30,037	29,537	29,062	28,589
1,000	1,000	1,000	1,000	1,000	1,000	1,000	1,000	1,000	1,000	1,000	1,000	1,000	1,000	1,000
0	0	0	0	0	0	0	0	0	0	0	0	0	0	0
0	0	0	0	0	0	0	0	0	0	0	0	0	0	0
0	0	0	0	0	0	0	0	0	0	0	0	0	0	0
1,221,661	1,209,047	1,206,238	1,204,770	1,199,137	1,186,449	1,166,036	1,145,970	1,122,298	1,100,494	1,082,184	1,060,499	1,038,147	1,021,440	1,000,345
5,000	5,000	5,000	5,000	5,000	5,000	5,000	5,000	5,000	5,000	5,000	5,000	5,000	5,000	5,000
426,622,345	428,331,295	430,211,935	432,112,490	433,962,737	435,645,063	437,283,339	438,864,056	440,404,277	441,898,532	443,346,947	444,737,743	446,070,741	447,422,694	448,741,286
56,512	58,783	59,336	59,813	60,053	62,326	65,033	68,195	71,632	75,088	78,552	82,094	85,624	89,102	92,486
1,708,950	1,880,639	1,900,555	1,850,248	1,682,325	1,638,276	1,580,718	1,540,220	1,494,255	1,448,415	1,390,796	1,332,999	1,351,953	1,318,592	1,285,993
3,813	3,512	3,459	3,408	3,567	3,685	3,813	3,881	3,881	3,881	3,881	3,881	3,953	3,953	3,953
5,000	5,000	5,000	5,000	5,000	5,000	5,000	5,000	5,000	5,000	5,000	5,000	5,000	5,000	5,000
771	771	771	771	771	771	771	771	771	771	771	771	771	771	771
37,000	37,000	37,000	37,000	37,000	37,000	37,000	37,000	37,000	37,000	37,000	37,000	37,000	37,000	37,000
56,512	58,783	59,336	59,813	60,053	62,326	65,033	68,195	71,632	75,088	78,552	82,094	85,624	89,102	92,486
10	10	10	10	10	10	10	10	10	10	10	10	10	10	10
56,512	58,783	59,336	59,813	60,053	62,326	65,033	68,195	71,632	75,088	78,552	82,094	85,624	89,102	92,486
2,218,436	2,227,323	2,237,102	2,246,985	2,256,606	2,265,354	2,273,873	2,282,093	2,290,102	2,297,872	2,305,404	2,312,636	2,319,568	2,326,598	2,333,455
14,626	16,903	17,410	17,675	17,675	19,976	22,692	26,348	29,715	32,781	36,148	39,247	42,509	45,609	48,691

2029	2030	2031	2032	2033	2034	2035	2036	2037	2038	2039	2040	2041	2042	2043
-245	-245.5	-246	-246.5	-246.8	-247.2	-247.5	-247.8	-248	-248.2	-248.4	-248.6	-248.7	-248.9	-249
183,640	181,754	179,860	177,968	176,844	175,423	174,361	173,266	172,565	171,889	171,222	170,567	170,249	169,621	169,311
3,815,824	3,716,095	3,625,151	3,547,254	3,478,128	3,417,905	3,363,987	3,318,520	3,277,657	3,239,382	3,207,451	3,177,918	3,150,724	3,124,150	3,103,559
-99,729	-90,944	-77,897	-69,126	-60,223	-53,917	-45,468	-40,863	-38,275	-31,932	-29,533	-27,195	-26,574	-20,591	-20,018
20,000	21,000	22,000	23,000	24,000	25,000	26,000	27,000	28,000	29,000	30,000	31,000	32,000	33,000	34,000
105,000	105,000	105,000	105,000	105,000	105,000	105,000	105,000	105,000	105,000	105,000	105,000	105,000	105,000	105,000
200,000	200,000	200,000	200,000	200,000	200,000	200,000	200,000	200,000	200,000	200,000	200,000	200,000	200,000	200,000
103,000	103,000	103,000	103,000	103,000	103,000	103,000	103,000	103,000	103,000	103,000	103,000	103,000	103,000	103,000
0	0	0	0	0	0	0	0	0	0	0	0	0	0	0
1.00	1.00	1.00	1.00	1.00	1.00	1.00	1.00	1.00	1.00	1.00	1.00	1.00	1.00	1.00
0	0	0	0	0	0	0	0	0	0	0	0	0	0	0
857,018	856,018	855,018	854,018	853,018	852,018	851,018	850,018	849,018	848,018	847,018	846,018	845,018	844,018	843,018
28,158	27,869	27,579	27,288	27,116	26,898	26,735	26,567	26,460	26,356	26,254	26,154	26,105	26,009	25,961
1,000	1,000	1,000	1,000	1,000	1,000	1,000	1,000	1,000	1,000	1,000	1,000	1,000	1,000	1,000
0	0	0	0	0	0	0	0	0	0	0	0	0	0	0
0	0	0	0	0	0	0	0	0	0	0	0	0	0	0
0	0	0	0	0	0	0	0	0	0	0	0	0	0	0
980,905	970,831	956,494	946,432	936,357	928,833	919,221	913,448	909,753	902,306	898,805	895,366	893,697	886,617	884,997
5,000	5,000	5,000	5,000	5,000	5,000	5,000	5,000	5,000	5,000	5,000	5,000	5,000	5,000	5,000
450,027,279	451,282,424	452,508,652	453,706,704	454,878,256	456,024,445	457,146,599	458,245,682	459,323,209	460,380,004	461,416,519	462,434,077	463,433,183	464,492,526	465,533,441
95,613	98,452	101,196	103,693	106,026	108,167	110,171	111,949	113,611	115,218	116,627	117,970	119,245	120,535	121,606
1,255,145	1,226,228	1,198,052	1,171,552	1,146,189	1,122,154	1,099,083	1,077,526	1,056,796	1,036,514	1,017,558	999,106	1,059,343	1,040,915	1,023,925
3,953	3,953	3,953	3,953	3,953	3,953	3,953	3,953	3,953	3,953	3,953	3,953	4,028	4,028	4,028
5,000	5,000	5,000	5,000	5,000	5,000	5,000	5,000	5,000	5,000	5,000	5,000	5,000	5,000	5,000
771	771	771	771	771	771	771	771	771	771	771	771	771	771	771
37,000	37,000	37,000	37,000	37,000	37,000	37,000	37,000	37,000	37,000	37,000	37,000	37,000	37,000	37,000
95,613	98,452	101,196	103,693	106,026	108,167	110,171	111,949	113,611	115,218	116,627	117,970	119,245	120,535	121,606
10	10	10	10	10	10	10	10	10	10	10	10	10	10	10
95,613	98,452	101,196	103,693	106,026	108,167	110,171	111,949	113,611	115,218	116,627	117,970	119,245	120,535	121,606
2,340,142	2,346,669	2,353,045	2,359,275	2,365,367	2,371,327	2,377,162	2,382,878	2,388,481	2,393,976	2,399,366	2,404,657	2,409,853	2,415,361	2,420,774
51,501	53,387	55,281	57,173	58,297	59,718	60,780	61,875	62,576	63,252	63,919	64,574	64,892	65,520	65,830

2044	2045	2046	2047	2048	2049	2050	2051	2052	2053	2054	2055	2056	2057	2058
-249.1	-249.2	-249.4	-249.5	-249.5	-249.3	-249.1	-248.9	-248.8	-248.7	-248.6	-248.5	-248.4	-248.3	-248.3
169,008	168,702	168,090	167,785	167,785	168,397	169,008	169,621	169,932	170,249	170,567	170,892	171,222	171,553	171,553
3,083,541	3,064,060	3,045,132	3,028,309	3,015,728	3,055,147	3,090,474	3,117,994	3,141,403	3,162,234	3,180,457	3,196,067	3,209,027	3,219,314	3,226,921
-19,481	-18,928	-16,823	-12,581	39,419	35,327	27,519	23,409	20,831	18,223	15,610	12,961	10,286	7,607	6,607
35,000	36,000	37,000	38,000	39,000	40,000	41,000	42,000	43,000	44,000	45,000	46,000	47,000	48,000	49,000
105,000	105,000	105,000	105,000	105,000	105,000	105,000	105,000	105,000	105,000	105,000	105,000	105,000	105,000	105,000
200,000	200,000	200,000	200,000	200,000	200,000	200,000	200,000	200,000	200,000	200,000	200,000	200,000	200,000	200,000
103,000	103,000	103,000	103,000	50,000	50,000	50,000	50,000	50,000	50,000	50,000	50,000	50,000	50,000	50,000
0	0	0	0	0	0	0	0	0	0	0	0	0	0	0
1.00	1.00	1.00	1.00	1.00	1.00	1.00	1.00	1.00	1.00	1.00	1.00	1.00	1.00	1.00
0	0	0	0	0	0	0	0	0	0	0	0	0	0	0
842,018	841,018	840,018	839,018	891,018	890,018	889,018	888,018	887,018	886,018	885,018	884,018	883,018	882,018	881,018
25,915	25,868	25,774	25,727	25,727	25,821	25,915	26,009	26,056	26,105	26,154	26,203	26,254	26,305	26,305
1,000	1,000	1,000	1,000	1,000	1,000	1,000	1,000	1,000	1,000	1,000	1,000	1,000	1,000	1,000
0	0	0	0	0	0	0	0	0	0	0	0	0	0	0
0	0	0	0	0	0	0	0	0	0	0	0	0	0	0
0	0	0	0	0	0	0	0	0	0	0	0	0	0	0
883,413	881,814	878,615	873,326	873,326	876,512	883,413	886,617	888,243	889,900	891,562	893,261	894,986	896,716	896,716
5,000	5,000	5,000	5,000	5,000	5,000	5,000	5,000	5,000	5,000	5,000	5,000	5,000	5,000	5,000
466,557,365	467,564,468	468,554,912	469,528,868	470,486,909	471,457,209	472,426,237	473,392,775	474,354,780	475,311,205	476,261,415	477,279,025	478,288,621	479,289,623	480,281,459
122,665	123,711	124,744	125,698	126,479	125,105	123,929	123,087	122,418	121,856	121,400	121,066	120,832	120,698	120,662
1,007,102	990,444	973,956	958,041	970,300	969,028	966,538	962,005	956,425	950,209	1,017,610	1,009,596	1,001,002	991,836	982,109
4,028	4,028	4,028	4,028	3,813	3,813	3,813	3,813	3,813	3,813	3,881	3,881	3,881	3,881	3,881
5,000	5,000	5,000	5,000	5,000	5,000	5,000	5,000	5,000	5,000	5,000	5,000	5,000	5,000	5,000
771	771	771	771	771	771	771	771	771	771	771	771	771	771	771
37,000	37,000	37,000	37,000	37,000	37,000	37,000	37,000	37,000	37,000	37,000	37,000	37,000	37,000	37,000
122,665	123,711	124,744	125,698	126,479	125,105	123,929	123,087	122,418	121,856	121,400	121,066	120,832	120,698	120,662
10	10	10	10	10	10	10	10	10	10	10	10	10	10	10
122,665	123,711	124,744	125,698	126,479	125,105	123,929	123,087	122,418	121,856	121,400	121,066	120,832	120,698	120,662
2,426,098	2,431,335	2,436,486	2,441,550	2,446,532	2,451,577	2,456,616	2,461,642	2,466,645	2,471,618	2,476,559	2,481,851	2,487,101	2,492,306	2,497,464
66,133	66,439	67,051	67,356	67,356	66,744	66,133	65,520	65,209	64,892	64,574	64,249	63,919	63,588	63,588

2059	2060	2061	2062	2063	2064	2065	2066	2067	2068	2069	2070	2071	2072	2073
-248.2	-248.2	-248.2	-248.2	-248.2	-248.2	-248.2	-248.2	-248.2	-248.3	-248.3	-248.3	-248.3	-248.4	-248.4
171,889	171,889	171,889	171,889	171,889	171,889	171,889	171,889	171,889	171,553	171,553	171,553	171,553	171,222	171,222
3,233,527	3,237,429	3,240,331	3,242,233	3,243,136	3,243,038	3,241,940	3,239,842	3,236,744	3,232,646	3,229,253	3,224,859	3,219,466	3,213,073	3,207,359
3,902	2,902	1,902	902	-98	-1,098	-2,098	-3,098	-4,098	-3,393	-4,393	-5,393	-6,393	-5,714	-6,714
50,000	51,000	52,000	53,000	54,000	55,000	56,000	57,000	58,000	59,000	60,000	61,000	62,000	63,000	64,000
105,000	105,000	105,000	105,000	105,000	105,000	105,000	105,000	105,000	105,000	105,000	105,000	105,000	105,000	105,000
200,000	200,000	200,000	200,000	200,000	200,000	200,000	200,000	200,000	200,000	200,000	200,000	200,000	200,000	200,000
50,000	50,000	50,000	50,000	50,000	50,000	50,000	50,000	50,000	50,000	50,000	50,000	50,000	50,000	50,000
0	0	0	0	0	0	0	0	0	0	0	0	0	0	0
1.00	1.00	1.00	1.00	1.00	1.00	1.00	1.00	1.00	1.00	1.00	1.00	1.00	1.00	1.00
0	0	0	0	0	0	0	0	0	0	0	0	0	0	0
880,018	879,018	878,018	877,018	876,018	875,018	874,018	873,018	872,018	871,018	870,018	869,018	868,018	867,018	866,018
26,356	26,356	26,356	26,356	26,356	26,356	26,356	26,356	26,356	26,305	26,305	26,305	26,305	26,254	26,254
1,000	1,000	1,000	1,000	1,000	1,000	1,000	1,000	1,000	1,000	1,000	1,000	1,000	1,000	1,000
0	0	0	0	0	0	0	0	0	0	0	0	0	0	0
0	0	0	0	0	0	0	0	0	0	0	0	0	0	0
0	0	0	0	0	0	0	0	0	0	0	0	0	0	0
898,472	898,472	898,472	898,472	898,472	898,472	898,472	898,472	898,472	896,716	896,716	896,716	896,716	894,986	894,986
5,000	5,000	5,000	5,000	5,000	5,000	5,000	5,000	5,000	5,000	5,000	5,000	5,000	5,000	5,000
481,263,568	482,235,785	483,197,554	484,148,718	485,089,120	486,018,602	486,937,008	487,844,181	488,739,963	489,624,195	490,496,718	491,357,769	492,207,187	493,044,804	493,870,455
120,662	120,760	120,893	121,060	121,261	121,497	121,768	122,074	122,415	122,792	123,140	123,524	123,945	124,403	124,833
972,217	961,770	951,164	940,401	929,482	918,406	907,173	895,782	884,232	872,523	861,052	849,417	837,618	825,650	813,916
3,881	3,881	3,881	3,881	3,881	3,881	3,881	3,881	3,881	3,881	3,881	3,881	3,881	3,881	3,881
5,000	5,000	5,000	5,000	5,000	5,000	5,000	5,000	5,000	5,000	5,000	5,000	5,000	5,000	5,000
771	771	771	771	771	771	771	771	771	771	771	771	771	771	771
37,000	37,000	37,000	37,000	37,000	37,000	37,000	37,000	37,000	37,000	37,000	37,000	37,000	37,000	37,000
120,662	120,760	120,893	121,060	121,261	121,497	121,768	122,074	122,415	122,792	123,140	123,524	123,945	124,403	124,833
10	10	10	10	10	10	10	10	10	10	10	10	10	10	10
120,662	120,760	120,893	121,060	121,261	121,497	121,768	122,074	122,415	122,792	123,140	123,524	123,945	124,403	124,833
2,502,571	2,507,626	2,512,627	2,517,573	2,522,463	2,527,297	2,532,072	2,536,790	2,541,448	2,546,046	2,550,583	2,555,060	2,559,477	2,563,833	2,568,126
63,252	63,252	63,252	63,252	63,252	63,252	63,252	63,252	63,252	63,588	63,588	63,588	63,588	63,919	63,919

2074	2075	2076	2077
-248.4	-248.5	-248.5	-248.5
171,222	170,892	170,892	170,892
3,200,646	3,196,702	3,193,425	3,189,148
-3,944	-3,277	-4,277	-5,277
65,000	66,000	67,000	68,000
105,000	105,000	105,000	105,000
200,000	200,000	200,000	200,000
50,000	50,000	50,000	50,000
0	0	0	0
1.00	1.00	1.00	1.00
0	0	0	0
865,018	864,018	863,018	862,018
26,254	26,203	26,203	26,203
1,000	1,000	1,000	1,000
0	0	0	0
0	0	0	0
0	0	0	0
891,216	889,498	889,498	889,498
5,000	5,000	5,000	5,000
494,684,371	495,563,204	496,430,263	497,285,785
125,301	125,679	126,028	126,414
878,833	867,059	855,522	843,813
3,953	3,953	3,953	3,953
5,000	5,000	5,000	5,000
771	771	771	771
37,000	37,000	37,000	37,000
125,301	125,679	126,028	126,414
10	10	10	10
125,301	125,679	126,028	126,414
2,572,359	2,576,929	2,581,437	2,585,886
63,919	64,249	64,249	64,249

Salton Sea Conditions Without QSA Impacts No Drought Reductions										
Variable	Description	Time Point	Value	Unit	Source	Year	2010	2011	2012	2013
E _{SS}	Elevation of Salton Sea surface	2010	-231.3	feet below MSL	Weghorst 1999	E _{SS}	-231.3	-231.6	-231.8	-231.9
A _{SS}	Surface Area of Salton Sea	2010	225,141	acres	Weghorst 1999	A _{SS}	225,141	224,536	224,134	223,934
V _{SS}	Volume of Salton Sea	2010	6,637,651	AF	Weghorst 1999	V _{SS}	6,637,651	6,582,999	6,542,681	6,503,340
ΔV _{SS}	Change in Volume of Salton Sea	2010	-54,652	AFY	calculated	ΔV _{SS}	-54,652	-40,317	-39,341	-40,119
	Non QSA annual inflow reductions to Salton Sea	2010	1,000	AFY	estimated to fit		1,000	2,000	3,000	4,000
	Pre QSA transfer flow to MWD	2010	105,000	AFY	IID QSA Report		105,000	103,940	104,140	105,000
	QSA transfer flow to SDCWA	2010	0	AFY	IID QSA Report		0	0	0	0
	QSA transfer flow to CVWD	2010	0	AFY	IID QSA Report		0	0	0	0
	IID Storage	2010	0	AFY	IID QSA Report		0	0	0	0
	Transfer impact factor to Salton Sea		1.00				1.00	1.00	1.00	1.00
I _{MW}	QSA Mitigation Water to Salton Sea	2010	0	AFY	IID QSA Report	I _{MW}	0	0	0	0
I _{RD}	Inflow to Salton Sea from all Rivers and irrigation Drains	1999	1,285,018	AFY	LLNL 2008	I _{RD}	1,168,018	1,179,078	1,177,878	1,176,018
I _P	Inflow to Salton Sea from Precipitation to surface	Avg 2004-2017	1.84	inches/year	SSMP 2017	I _P	34,522	34,429	34,367	34,337
I _{GW}	Inflow to Salton Sea from Groundwater flows	2002	1000	AFY	DWR 2006	I _{GW}	1,000	1,000	1,000	1,000
I _{WI}	Inflow to Salton Sea from Water Import	2010	0	AFY		I _{WI}	0	0	0	0
I _{SER}	Return flow to Salton Sea from Salt Extraction Revenue technologies	2010	0	AFY		I _{SER}	0	0	0	0
O _{SE}	Outflow from Salton Sea to Salt Extraction Revenue technologies	2010	0	AFY		O _{SE}	0	0	0	0
O _E	Outflow from Salton Sea due to Evaporation	Avg 1967-1969	68	inches/year	Sturrock 1969	O _E	1,253,192	1,249,824	1,247,587	1,246,473
O _{SP}	Outflow from Salton Sea to Seepage		5,000	AFY		O _{SP}	5,000	5,000	5,000	5,000
MS _{SS}	Mass of Salt in the Salton Sea water column	2010	419,024,123	metric tons	Calculated	MS _{SS}	419,024,123	421,003,451	423,010,667	424,999,351
S _{SS}	Salinity of Salton Sea, averaged throughout the volume	2010	51,179	mg/liter TDS	USBR data	S _{SS}	51,179	51,847	52,416	52,981
ΔMS _{SS}	Change in Mass of Salt in the Salton Sea	2010	4,323,642	metric tons / year	Calculated	ΔMS _{SS}	1,979,328	2,007,216	1,988,684	1,967,744
S _{RD}	Salinity of Inflows to Salton Sea from all Rivers and Drains	1999	2,923	mg/liter TDS	Weghorst 1999	S _{RD}	3,101	3,101	3,101	3,101
S _{GW}	Salinity of Inflow to Salton Sea from Groundwater flows	2008	5,000	mg/liter TDS	LLNL 2008	S _{GW}	5,000	5,000	5,000	5,000
S _{MW}	Salinity of Inflow to Salton Sea from QSA Mitigation Water flows	2008	771	mg/liter TDS	LLNL 2008	S _{MW}	771	771	771	771
S _{WI}	Salinity of Inflow to Salton Sea from Water Import		37,000	mg/liter TDS	Sea of Cortez	S _{WI}	37,000	37,000	37,000	37,000
S _{SE}	Salinity of Outflow from Salton Sea to Salt Extraction technologies	2010	51,179	mg/liter TDS		S _{SE}	51,179	51,847	52,416	52,981
S _{SER}	Salinity of return flow to Salton Sea from Salt Extraction technologies		10	mg/liter TDS		S _{SER}	10	10	10	10
S _{SP}	Salinity of Outflow from Salton Sea to Seepage	2010	51,179	mg/liter TDS		S _{SP}	51,179	51,847	52,416	52,981
MS _p	Mass of Salt precipitating out of the Salton Sea annually		0.52%	of total salt	estimated to fit	S _{SP}	2,178,925	2,189,218	2,199,655	2,209,997
	Playa Exposure	2010	0	acres			0	605	1,007	1,207

2014	2015	2016	2017	2018	2019	2020	2021	2022	2023	2024	2025	2026	2027	2028
-232.1	-232.3	-232.5	-232.6	-232.8	-232.9	-233	-233.2	-233.3	-233.4	-233.6	-233.6	-233.83	-233.9	-234
223,535	223,138	222,744	222,547	222,151	221,952	221,752	221,354	221,149	220,943	220,515	220,515	220,082	219,861	219,640
6,463,221	6,425,162	6,384,532	6,347,854	6,317,078	6,287,434	6,257,863	6,228,368	6,200,018	6,171,772	6,143,635	6,116,805	6,088,974	6,062,475	6,041,862
-38,059	-40,630	-36,677	-30,777	-29,644	-29,572	-29,494	-28,350	-28,246	-28,136	-26,831	-27,831	-26,498	-20,613	-20,429
5,000	6,000	7,000	8,000	9,000	10,000	11,000	12,000	13,000	14,000	15,000	16,000	17,000	18,000	19,000
104,100	107,820	105,000	105,000	105,000	105,000	105,000	105,000	105,000	105,000	105,000	105,000	105,000	105,000	105,000
0	0	0	0	0	0	0	0	0	0	0	0	0	0	0
0	0	0	0	0	0	0	0	0	0	0	0	0	0	0
0	0	0	0	0	0	0	0	0	0	0	0	0	0	0
1.00	1.00	1.00	1.00	1.00	1.00	1.00	1.00	1.00	1.00	1.00	1.00	1.00	1.00	1.00
0	0	0	0	0	0	0	0	0	0	0	0	0	0	0
1,175,918	1,171,198	1,173,018	1,172,018	1,171,018	1,170,018	1,169,018	1,168,018	1,167,018	1,166,018	1,165,018	1,164,018	1,163,018	1,162,018	1,161,018
34,275	34,214	34,154	34,124	34,063	34,033	34,002	33,941	33,910	33,878	33,812	33,812	33,746	33,712	33,678
1,000	1,000	1,000	1,000	1,000	1,000	1,000	1,000	1,000	1,000	1,000	1,000	1,000	1,000	1,000
0	0	0	0	0	0	0	0	0	0	0	0	0	0	0
0	0	0	0	0	0	0	0	0	0	0	0	0	0	0
0	0	0	0	0	0	0	0	0	0	0	0	0	0	0
1,244,252	1,242,043	1,239,850	1,232,919	1,230,725	1,229,622	1,228,514	1,226,309	1,225,174	1,224,032	1,221,661	1,221,661	1,219,262	1,212,343	1,211,125
5,000	5,000	5,000	5,000	5,000	5,000	5,000	5,000	5,000	5,000	5,000	5,000	5,000	5,000	5,000
426,967,095	428,920,674	430,842,563	432,757,790	434,655,776	436,536,903	438,401,306	440,249,059	442,080,236	443,894,973	445,693,347	447,531,478	449,353,084	451,158,177	452,946,908
53,556	54,120	54,708	55,269	55,782	56,288	56,795	57,305	57,806	58,309	58,813	59,315	59,829	60,331	60,777
1,953,579	1,921,889	1,915,228	1,897,985	1,881,128	1,864,403	1,847,753	1,831,177	1,814,737	1,798,374	1,838,131	1,821,606	1,805,093	1,788,731	1,772,807
3,101	3,101	3,101	3,101	3,101	3,101	3,101	3,101	3,101	3,101	3,140	3,140	3,140	3,140	3,140
5,000	5,000	5,000	5,000	5,000	5,000	5,000	5,000	5,000	5,000	5,000	5,000	5,000	5,000	5,000
771	771	771	771	771	771	771	771	771	771	771	771	771	771	771
37,000	37,000	37,000	37,000	37,000	37,000	37,000	37,000	37,000	37,000	37,000	37,000	37,000	37,000	37,000
53,556	54,120	54,708	55,269	55,782	56,288	56,795	57,305	57,806	58,309	58,813	59,315	59,829	60,331	60,777
10	10	10	10	10	10	10	10	10	10	10	10	10	10	10
53,556	54,120	54,708	55,269	55,782	56,288	56,795	57,305	57,806	58,309	58,813	59,315	59,829	60,331	60,777
2,220,229	2,230,388	2,240,381	2,250,341	2,260,210	2,269,992	2,279,687	2,289,295	2,298,817	2,308,254	2,317,605	2,327,164	2,336,636	2,346,023	2,355,324
1,606	2,003	2,397	2,594	2,990	3,189	3,389	3,787	3,992	4,198	4,626	4,626	5,059	5,280	5,501

2029	2030	2031	2032	2033	2034	2035	2036	2037	2038	2039	2040	2041	2042	2043
-234.1	-234.2	-234.3	-234.4	-234.5	-234.6	-234.7	-234.7	-234.8	-234.9	-235	-235	-235.1	-235.2	-235.2
219,416	219,188	218,956	218,722	218,483	218,238	217,987	217,987	217,731	217,466	217,196	217,196	216,929	216,669	216,669
6,021,433	6,001,205	5,981,200	5,961,438	5,941,931	5,922,705	5,903,792	5,885,225	5,865,657	5,846,463	5,833,253	5,820,484	5,806,715	5,793,370	5,780,413
-20,228	-20,006	-19,762	-19,507	-19,226	-18,913	-18,567	-19,567	-19,195	-13,210	-12,769	-13,769	-13,345	-12,957	-13,957
20,000	21,000	22,000	23,000	24,000	25,000	26,000	27,000	28,000	29,000	30,000	31,000	32,000	33,000	34,000
105,000	105,000	105,000	105,000	105,000	105,000	105,000	105,000	105,000	105,000	105,000	105,000	105,000	105,000	105,000
0	0	0	0	0	0	0	0	0	0	0	0	0	0	0
0	0	0	0	0	0	0	0	0	0	0	0	0	0	0
0	0	0	0	0	0	0	0	0	0	0	0	0	0	0
1.00	1.00	1.00	1.00	1.00	1.00	1.00	1.00	1.00	1.00	1.00	1.00	1.00	1.00	1.00
0	0	0	0	0	0	0	0	0	0	0	0	0	0	0
1,160,018	1,159,018	1,158,018	1,157,018	1,156,018	1,155,018	1,154,018	1,153,018	1,152,018	1,151,018	1,150,018	1,149,018	1,148,018	1,147,018	1,146,018
33,644	33,609	33,573	33,537	33,501	33,463	33,425	33,425	33,385	33,345	33,303	33,303	33,262	33,223	33,223
1,000	1,000	1,000	1,000	1,000	1,000	1,000	1,000	1,000	1,000	1,000	1,000	1,000	1,000	1,000
0	0	0	0	0	0	0	0	0	0	0	0	0	0	0
0	0	0	0	0	0	0	0	0	0	0	0	0	0	0
0	0	0	0	0	0	0	0	0	0	0	0	0	0	0
1,209,890	1,208,632	1,207,353	1,206,063	1,204,745	1,203,394	1,202,010	1,202,010	1,200,598	1,193,572	1,192,091	1,192,091	1,190,625	1,189,198	1,189,198
5,000	5,000	5,000	5,000	5,000	5,000	5,000	5,000	5,000	5,000	5,000	5,000	5,000	5,000	5,000
454,719,715	456,476,687	458,217,912	459,943,483	461,653,490	463,348,027	465,027,187	466,691,067	468,339,766	469,973,291	471,591,740	473,195,603	474,784,988	476,359,902	477,920,453
61,222	61,666	62,108	62,549	62,987	63,424	63,858	64,288	64,731	65,170	65,542	65,909	66,287	66,660	67,029
1,756,972	1,741,226	1,725,570	1,710,007	1,694,537	1,679,160	1,663,880	1,648,699	1,633,524	1,618,449	1,603,863	1,589,385	1,574,914	1,560,551	1,546,291
3,140	3,140	3,140	3,140	3,140	3,140	3,140	3,140	3,140	3,140	3,140	3,140	3,140	3,140	3,140
5,000	5,000	5,000	5,000	5,000	5,000	5,000	5,000	5,000	5,000	5,000	5,000	5,000	5,000	5,000
771	771	771	771	771	771	771	771	771	771	771	771	771	771	771
37,000	37,000	37,000	37,000	37,000	37,000	37,000	37,000	37,000	37,000	37,000	37,000	37,000	37,000	37,000
61,222	61,666	62,108	62,549	62,987	63,424	63,858	64,288	64,731	65,170	65,542	65,909	66,287	66,660	67,029
10	10	10	10	10	10	10	10	10	10	10	10	10	10	10
61,222	61,666	62,108	62,549	62,987	63,424	63,858	64,288	64,731	65,170	65,542	65,909	66,287	66,660	67,029
2,364,543	2,373,679	2,382,733	2,391,706	2,400,598	2,409,410	2,418,141	2,426,794	2,435,367	2,443,861	2,452,277	2,460,617	2,468,882	2,477,071	2,485,186
5,725	5,953	6,185	6,419	6,658	6,903	7,154	7,154	7,410	7,675	7,945	7,945	8,212	8,472	8,472

2044	2045	2046	2047	2048	2049	2050	2051	2052	2053	2054	2055	2056	2057	2058
-235.3	-235.4	-235.4	-235.5	-235.5	-235.6	-235.7	-235.7	-235.8	-235.8	-235.9	-235.9	-236	-236	-236.1
216,419	216,168	216,168	215,917	215,917	215,668	215,417	215,417	215,165	215,165	214,910	214,910	214,646	214,646	214,385
5,766,455	5,752,831	5,739,547	5,725,262	5,711,317	5,696,372	5,681,755	5,667,477	5,657,644	5,648,150	5,637,656	5,627,515	5,616,375	5,605,636	5,593,898
-13,624	-13,285	-14,285	-13,945	-14,945	-14,617	-14,278	-9,833	-9,494	-10,494	-10,140	-11,140	-10,739	-11,739	-11,353
35,000	36,000	37,000	38,000	39,000	40,000	41,000	42,000	43,000	44,000	45,000	46,000	47,000	48,000	49,000
105,000	105,000	105,000	105,000	105,000	105,000	105,000	105,000	105,000	105,000	105,000	105,000	105,000	105,000	105,000
0	0	0	0	0	0	0	0	0	0	0	0	0	0	0
0	0	0	0	0	0	0	0	0	0	0	0	0	0	0
0	0	0	0	0	0	0	0	0	0	0	0	0	0	0
1.00	1.00	1.00	1.00	1.00	1.00	1.00	1.00	1.00	1.00	1.00	1.00	1.00	1.00	1.00
0	0	0	0	0	0	0	0	0	0	0	0	0	0	0
1,145,018	1,144,018	1,143,018	1,142,018	1,141,018	1,140,018	1,139,018	1,138,018	1,137,018	1,136,018	1,135,018	1,134,018	1,133,018	1,132,018	1,131,018
33,184	33,146	33,146	33,107	33,107	33,069	33,031	33,031	32,992	32,992	32,953	32,953	32,912	32,912	32,872
1,000	1,000	1,000	1,000	1,000	1,000	1,000	1,000	1,000	1,000	1,000	1,000	1,000	1,000	1,000
0	0	0	0	0	0	0	0	0	0	0	0	0	0	0
0	0	0	0	0	0	0	0	0	0	0	0	0	0	0
0	0	0	0	0	0	0	0	0	0	0	0	0	0	0
1,187,826	1,186,448	1,186,448	1,185,071	1,185,071	1,183,704	1,182,326	1,176,881	1,175,504	1,175,504	1,174,111	1,174,111	1,172,669	1,172,669	1,171,243
5,000	5,000	5,000	5,000	5,000	5,000	5,000	5,000	5,000	5,000	5,000	5,000	5,000	5,000	5,000
479,466,744	481,056,687	482,632,073	484,193,002	485,739,479	487,271,604	488,789,377	490,292,899	491,782,268	493,257,901	494,719,900	496,168,264	497,603,094	499,024,388	500,432,252
67,408	67,792	68,172	68,563	68,950	69,349	69,744	70,134	70,470	70,800	71,142	71,479	71,828	72,171	72,526
1,589,943	1,575,385	1,560,929	1,546,477	1,532,125	1,517,774	1,503,521	1,489,369	1,475,633	1,461,999	1,448,363	1,434,831	1,421,294	1,407,863	1,394,426
3,181	3,181	3,181	3,181	3,181	3,181	3,181	3,181	3,181	3,181	3,181	3,181	3,181	3,181	3,181
5,000	5,000	5,000	5,000	5,000	5,000	5,000	5,000	5,000	5,000	5,000	5,000	5,000	5,000	5,000
771	771	771	771	771	771	771	771	771	771	771	771	771	771	771
37,000	37,000	37,000	37,000	37,000	37,000	37,000	37,000	37,000	37,000	37,000	37,000	37,000	37,000	37,000
67,408	67,792	68,172	68,563	68,950	69,349	69,744	70,134	70,470	70,800	71,142	71,479	71,828	72,171	72,526
10	10	10	10	10	10	10	10	10	10	10	10	10	10	10
67,408	67,792	68,172	68,563	68,950	69,349	69,744	70,134	70,470	70,800	71,142	71,479	71,828	72,171	72,526
2,493,227	2,501,495	2,509,687	2,517,804	2,525,845	2,533,812	2,541,705	2,549,523	2,557,268	2,564,941	2,572,543	2,580,075	2,587,536	2,594,927	2,602,248
8,722	8,973	8,973	9,224	9,224	9,473	9,724	9,724	9,976	9,976	10,231	10,231	10,495	10,495	10,756

2059	2060	2061	2062	2063	2064	2065	2066	2067	2068	2069	2070	2071	2072	2073
-236.1	-236.2	-236.3	-236.3	-236.4	-236.4	-236.5	-236.5	-236.6	-236.6	-236.6	-236.7	-236.7	-236.8	-236.8
214,385	214,120	213,852	213,852	213,582	213,582	213,309	213,309	213,028	213,028	213,028	212,743	212,743	212,449	212,449
5,582,545	5,570,192	5,558,247	5,546,724	5,534,202	5,522,113	5,509,024	5,501,711	5,493,398	5,485,570	5,476,742	5,466,914	5,457,593	5,447,271	5,437,503
-12,353	-11,946	-11,522	-12,522	-12,089	-13,089	-7,313	-8,313	-7,828	-8,828	-9,828	-9,322	-10,322	-9,768	-10,768
50,000	51,000	52,000	53,000	54,000	55,000	56,000	57,000	58,000	59,000	60,000	61,000	62,000	63,000	64,000
105,000	105,000	105,000	105,000	105,000	105,000	105,000	105,000	105,000	105,000	105,000	105,000	105,000	105,000	105,000
0	0	0	0	0	0	0	0	0	0	0	0	0	0	0
0	0	0	0	0	0	0	0	0	0	0	0	0	0	0
0	0	0	0	0	0	0	0	0	0	0	0	0	0	0
1.00	1.00	1.00	1.00	1.00	1.00	1.00	1.00	1.00	1.00	1.00	1.00	1.00	1.00	1.00
0	0	0	0	0	0	0	0	0	0	0	0	0	0	0
1,130,018	1,129,018	1,128,018	1,127,018	1,126,018	1,125,018	1,124,018	1,123,018	1,122,018	1,121,018	1,120,018	1,119,018	1,118,018	1,117,018	1,116,018
32,872	32,832	32,791	32,791	32,749	32,749	32,707	32,707	32,664	32,664	32,664	32,621	32,621	32,576	32,576
1,000	1,000	1,000	1,000	1,000	1,000	1,000	1,000	1,000	1,000	1,000	1,000	1,000	1,000	1,000
0	0	0	0	0	0	0	0	0	0	0	0	0	0	0
0	0	0	0	0	0	0	0	0	0	0	0	0	0	0
0	0	0	0	0	0	0	0	0	0	0	0	0	0	0
1,171,243	1,169,795	1,168,331	1,168,331	1,166,856	1,166,856	1,160,038	1,160,038	1,158,510	1,158,510	1,158,510	1,156,960	1,156,960	1,155,361	1,155,361
5,000	5,000	5,000	5,000	5,000	5,000	5,000	5,000	5,000	5,000	5,000	5,000	5,000	5,000	5,000
501,826,678	503,207,771	504,575,522	505,930,036	507,271,418	508,599,658	509,973,145	511,333,174	512,680,303	514,014,523	515,335,947	516,644,562	517,940,355	519,223,439	520,493,799
72,876	73,239	73,596	73,947	74,310	74,668	75,048	75,348	75,661	75,966	76,284	76,615	76,938	77,275	77,603
1,381,093	1,367,751	1,354,514	1,341,383	1,328,240	1,373,487	1,360,028	1,347,129	1,334,219	1,321,424	1,308,615	1,295,793	1,283,085	1,270,360	1,257,755
3,181	3,181	3,181	3,181	3,181	3,223	3,223	3,223	3,223	3,223	3,223	3,223	3,223	3,223	3,223
5,000	5,000	5,000	5,000	5,000	5,000	5,000	5,000	5,000	5,000	5,000	5,000	5,000	5,000	5,000
771	771	771	771	771	771	771	771	771	771	771	771	771	771	771
37,000	37,000	37,000	37,000	37,000	37,000	37,000	37,000	37,000	37,000	37,000	37,000	37,000	37,000	37,000
72,876	73,239	73,596	73,947	74,310	74,668	75,048	75,348	75,661	75,966	76,284	76,615	76,938	77,275	77,603
10	10	10	10	10	10	10	10	10	10	10	10	10	10	10
72,876	73,239	73,596	73,947	74,310	74,668	75,048	75,348	75,661	75,966	76,284	76,615	76,938	77,275	77,603
2,609,499	2,616,680	2,623,793	2,630,836	2,637,811	2,644,718	2,651,860	2,658,933	2,665,938	2,672,876	2,679,747	2,686,552	2,693,290	2,699,962	2,706,568
10,756	11,021	11,289	11,289	11,559	11,559	11,832	11,832	12,113	12,113	12,113	12,398	12,398	12,692	12,692

2074	2075	2076	2077
-236.9	-236.9	-237	-237
212,136	212,136	211,809	211,809
5,426,735	5,416,622	5,405,508	5,395,122
-10,114	-11,114	-10,386	-11,386
65,000	66,000	67,000	68,000
105,000	105,000	105,000	105,000
0	0	0	0
0	0	0	0
0	0	0	0
1.00	1.00	1.00	1.00
0	0	0	0
1,115,018	1,114,018	1,113,018	1,112,018
32,528	32,528	32,477	32,477
1,000	1,000	1,000	1,000
0	0	0	0
0	0	0	0
0	0	0	0
1,153,659	1,153,659	1,151,881	1,151,881
5,000	5,000	5,000	5,000
521,751,554	522,996,684	524,229,317	525,449,432
77,945	78,277	78,623	78,958
1,245,130	1,232,633	1,220,115	1,207,731
3,223	3,223	3,223	3,223
5,000	5,000	5,000	5,000
771	771	771	771
37,000	37,000	37,000	37,000
77,945	78,277	78,623	78,958
10	10	10	10
77,945	78,277	78,623	78,958
2,713,108	2,719,583	2,725,992	2,732,337
13,005	13,005	13,332	13,332

Name	Jan	Feb	Mar	Apr	May	Jun	Jul	Aug	Sep	Oct	Nov	Dec	Annual Mean	unit	Source	Annual Flow	unit	Salinity	unit	Source	
Alamo River flow	640	730	910	990	940	830	770	740	740	890	750	620	800	cfs	USGS 2012-2016	576,541.1	AFY	2.1	ppt	SSRREI 2004-2014	
New River flow	510	560	660	720	610	530	480	480	480	520	640	570	480	560	cfs	USGS 2012-2016	408,106.6	AFY	3.0	ppt	RWQCB 2017
Whitewater Channel flow	60	60	60	50	50	50	50	50	50	60	60	60	55	cfs	USGS 2012-2016	40,448.4	AFY	0.9	ppt	TetraTech 2016	
Averaged Salinity by flow																		2,411.0 mg/liter		calculated	

Salton Sea Accounting Model

Elevation (ft)	Area (acres)	Capacity (acre-ft)	Year	Drainage	Salt Load	Drainage Salt
				(acre-ft/year)	(tons/year)	Concentration (mg/liter)
-278.6	0	0	28	806,000	4,500,400	4,107
-278.5	1	0	27	806,000	4,500,400	4,107
-278.4	9	1	26	826,000	4,523,510	4,028
-278.3	27	2	25	846,000	4,546,620	3,953
-278.2	70	7	24	866,000	4,569,730	3,881
-278.1	193	20	23	886,000	4,592,840	3,813
-278.0	441	52	22	906,000	4,615,950	3,747
-277.9	789	114	21	926,000	4,639,060	3,685
-277.8	1,209	214	20	946,000	4,662,170	3,625
-277.7	1,681	358	19	966,000	4,685,280	3,567
-277.6	2,145	549	18	986,000	4,708,390	3,512
-277.5	2,619	787	17	1,006,000	4,731,500	3,459
-277.4	3,168	1,077	16	1,026,000	4,754,610	3,408
-277.3	3,734	1,422	15	1,046,000	4,777,720	3,359
-277.2	4,341	1,826	14	1,066,000	4,800,830	3,312
-277.1	5,001	2,293	13	1,086,000	4,823,940	3,267
-277.0	5,705	2,828	12	1,106,000	4,847,050	3,223
-276.9	6,439	3,435	11	1,126,000	4,870,160	3,181
-276.8	7,273	4,121	10	1,146,000	4,893,270	3,140
-276.7	8,088	4,889	9	1,166,000	4,916,380	3,101
-276.6	8,897	5,738	8	1,186,000	4,939,490	3,063
-276.5	9,666	6,666	7	1,206,000	4,962,600	3,026
-276.4	10,409	7,670	6	1,226,000	4,983,710	2,990
-276.3	11,130	8,747	5	1,246,000	5,008,820	2,957
-276.2	11,793	9,893	4	1,266,000	5,031,930	2,923
-276.1	12,438	11,105	3	1,286,000	5,055,040	2,891
-276.0	13,115	12,382	2	1,306,000	5,078,150	2,860
-275.9	13,858	13,731	1	1,326,000	5,101,260	2,830
-275.8	14,718	15,160	0	1,346,000	5,124,370	2,800
-275.7	15,699	16,681				
-275.6	16,692	18,300				
-275.5	17,626	20,016				
-275.4	18,573	21,826				
-275.3	19,508	23,730				
-275.2	20,479	25,729				
-275.1	21,439	27,825				
-275.0	22,315	30,013				
-274.9	23,193	32,288				
-274.8	24,086	34,652				
-274.7	25,087	37,111				
-274.6	26,113	39,671				
-274.5	27,254	42,339				
-274.4	28,712	45,138				
-274.3	30,247	48,086				
-274.2	31,717	51,184				
-274.1	33,113	54,425				
-274.0	34,430	57,803				
-273.9	35,638	61,306				
-273.8	36,765	64,926				
-273.7	37,864	68,658				
-273.6	38,998	72,501				
-273.5	40,144	76,458				
-273.4	41,296	80,530				
-273.3	42,395	84,714				
-273.2	43,498	89,009				
-273.1	44,578	93,413				
-273.0	45,669	97,925				
-272.9	46,712	102,544				
-272.8	47,797	107,270				
-272.7	48,941	112,107				
-272.6	50,094	117,058				
-272.5	51,265	122,126				
-272.4	52,416	127,310				
-272.3	53,527	132,607				
-272.2	54,652	138,016				
-272.1	55,837	143,541				
-272.0	57,012	149,183				
-271.9	58,201	154,944				
-271.8	59,399	160,824				
-271.7	60,602	166,824				
-271.6	61,814	172,945				
-271.5	63,089	179,190				

Salton Sea Accounting Model

Elevation (ft)	Area (acres)	Capacity (acre-ft)	Drainage	Salt Load	Drainage Salt
-271.4	64,343	185,562			
-271.3	65,495	192,053			
-271.2	66,672	198,662			
-271.1	67,870	205,389			
-271.0	69,137	212,239			
-270.9	70,342	219,213			
-270.8	71,507	226,305			
-270.7	72,618	233,512			
-270.6	73,722	240,829			
-270.5	74,768	248,253			
-270.4	75,837	255,783			
-270.3	76,913	263,421			
-270.2	78,140	271,174			
-270.1	79,448	279,053			
-270.0	80,635	287,057			
-269.9	81,786	295,178			
-269.8	82,977	303,416			
-269.7	84,276	311,779			
-269.6	85,610	320,273			
-269.5	86,826	328,895			
-269.4	87,852	337,629			
-269.3	88,765	346,460			
-269.2	89,598	355,378			
-269.1	90,441	364,380			
-269.0	91,260	373,465			
-268.9	92,038	382,630			
-268.8	92,798	391,872			
-268.7	93,524	401,188			
-268.6	94,241	410,576			
-268.5	94,916	420,034			
-268.4	95,608	429,560			
-268.3	96,313	439,156			
-268.2	97,003	448,822			
-268.1	97,668	458,555			
-268.0	98,332	468,355			
-267.9	98,966	478,220			
-267.8	99,580	488,148			
-267.7	100,199	498,137			
-267.6	100,834	508,188			
-267.5	101,448	518,302			
-267.4	102,038	528,477			
-267.3	102,632	538,710			
-267.2	103,206	549,002			
-267.1	103,780	559,351			
-267.0	104,350	569,758			
-266.9	104,909	580,221			
-266.8	105,448	590,739			
-266.7	105,977	601,310			
-266.6	106,513	611,934			
-266.5	107,020	622,611			
-266.4	107,527	633,339			
-266.3	108,031	644,116			
-266.2	108,550	654,946			
-266.1	109,068	665,826			
-266.0	109,576	676,759			
-265.9	110,072	687,741			
-265.8	110,574	698,773			
-265.7	111,075	709,856			
-265.6	111,580	720,989			
-265.5	112,096	732,172			
-265.4	112,590	743,407			
-265.3	113,076	754,690			
-265.2	113,563	766,022			
-265.1	114,034	777,402			
-265.0	114,510	788,829			
-264.9	114,981	800,304			
-264.8	115,453	811,825			
-264.7	115,925	823,394			
-264.6	116,398	835,010			
-264.5	116,872	846,674			
-264.4	117,345	858,385			
-264.3	117,818	870,143			

Salton Sea Accounting Model

Elevation (ft)	Area (acres)	Capacity (acre-ft)	Drainage	Salt Load	Drainage Salt
-264.2	118,300	881,949			
-264.1	118,772	893,802			
-264.0	119,248	905,703			
-263.9	119,723	917,652			
-263.8	120,187	929,647			
-263.7	120,653	941,689			
-263.6	121,108	953,777			
-263.5	121,580	965,912			
-263.4	122,042	978,093			
-263.3	122,494	990,320			
-263.2	122,931	1,002,591			
-263.1	123,362	1,014,905			
-263.0	123,787	1,027,263			
-262.9	124,200	1,039,662			
-262.8	124,619	1,052,103			
-262.7	125,031	1,064,586			
-262.6	125,439	1,077,109			
-262.5	125,840	1,089,673			
-262.4	126,235	1,102,277			
-262.3	126,618	1,114,920			
-262.2	127,008	1,127,601			
-262.1	127,401	1,140,321			
-262.0	127,796	1,153,081			
-261.9	128,191	1,165,880			
-261.8	128,576	1,178,719			
-261.7	128,959	1,191,596			
-261.6	129,340	1,204,511			
-261.5	129,715	1,217,463			
-261.4	130,089	1,230,453			
-261.3	130,464	1,243,481			
-261.2	130,837	1,256,546			
-261.1	131,214	1,269,649			
-261.0	131,581	1,282,788			
-260.9	131,946	1,295,965			
-260.8	132,311	1,309,178			
-260.7	132,672	1,322,427			
-260.6	133,034	1,335,712			
-260.5	133,398	1,349,034			
-260.4	133,759	1,362,391			
-260.3	134,123	1,375,785			
-260.2	134,483	1,389,216			
-260.1	134,843	1,402,682			
-260.0	135,199	1,416,184			
-259.9	135,553	1,429,722			
-259.8	135,899	1,443,294			
-259.7	136,244	1,456,902			
-259.6	136,583	1,470,543			
-259.5	136,920	1,484,218			
-259.4	137,259	1,497,927			
-259.3	137,597	1,511,670			
-259.2	137,936	1,525,446			
-259.1	138,268	1,539,257			
-259.0	138,598	1,553,100			
-258.9	138,926	1,566,976			
-258.8	139,254	1,580,885			
-258.7	139,580	1,594,827			
-258.6	139,902	1,608,801			
-258.5	140,221	1,622,807			
-258.4	140,547	1,636,845			
-258.3	140,874	1,650,916			
-258.2	141,196	1,665,020			
-258.1	141,520	1,679,156			
-258.0	141,849	1,693,324			
-257.9	142,171	1,707,525			
-257.8	142,492	1,721,758			
-257.7	142,813	1,736,024			
-257.6	143,132	1,750,321			
-257.5	143,449	1,764,650			
-257.4	143,773	1,779,011			
-257.3	144,092	1,793,404			
-257.2	144,415	1,807,830			
-257.1	144,739	1,822,287			

Salton Sea Accounting Model

Elevation (ft)	Area (acres)	Capacity (acre-ft)	Drainage	Salt Load	Drainage Salt
-257.0	145,065	1,836,777			
-256.9	145,399	1,851,301			
-256.8	145,739	1,865,858			
-256.7	146,069	1,880,448			
-256.6	146,395	1,895,071			
-256.5	146,718	1,909,727			
-256.4	147,036	1,924,415			
-256.3	147,360	1,939,134			
-256.2	147,681	1,953,886			
-256.1	148,009	1,968,671			
-256.0	148,330	1,983,488			
-255.9	148,655	1,998,337			
-255.8	148,975	2,013,219			
-255.7	149,289	2,028,132			
-255.6	149,601	2,043,076			
-255.5	149,918	2,058,052			
-255.4	150,233	2,073,060			
-255.3	150,543	2,088,099			
-255.2	150,853	2,103,168			
-255.1	151,172	2,118,270			
-255.0	151,497	2,133,403			
-254.9	151,832	2,148,570			
-254.8	152,158	2,163,769			
-254.7	152,476	2,179,001			
-254.6	152,786	2,194,264			
-254.5	153,092	2,209,558			
-254.4	153,397	2,224,882			
-254.3	153,697	2,240,237			
-254.2	154,000	2,255,622			
-254.1	154,305	2,271,037			
-254.0	154,611	2,286,483			
-253.9	154,915	2,301,959			
-253.8	155,220	2,317,466			
-253.7	155,523	2,333,003			
-253.6	155,830	2,348,571			
-253.5	156,139	2,364,169			
-253.4	156,445	2,379,798			
-253.3	156,748	2,395,458			
-253.2	157,046	2,411,148			
-253.1	157,337	2,426,867			
-253.0	157,631	2,442,615			
-252.9	157,923	2,458,393			
-252.8	158,211	2,474,200			
-252.7	158,497	2,490,035			
-252.6	158,782	2,505,899			
-252.5	159,067	2,521,791			
-252.4	159,351	2,537,712			
-252.3	159,634	2,553,662			
-252.2	159,918	2,569,639			
-252.1	160,200	2,585,645			
-252.0	160,481	2,601,679			
-251.9	160,764	2,617,741			
-251.8	161,045	2,633,832			
-251.7	161,326	2,649,950			
-251.6	161,613	2,666,097			
-251.5	161,901	2,682,273			
-251.4	162,185	2,698,477			
-251.3	162,471	2,714,710			
-251.2	162,763	2,730,972			
-251.1	163,059	2,747,263			
-251.0	163,361	2,763,584			
-250.9	163,662	2,779,935			
-250.8	163,961	2,796,316			
-250.7	164,257	2,812,727			
-250.6	164,553	2,829,167			
-250.5	164,850	2,845,638			
-250.4	165,147	2,862,137			
-250.3	165,436	2,878,667			
-250.2	165,723	2,895,225			
-250.1	166,013	2,911,811			
-250.0	166,300	2,928,427			
-249.9	166,588	2,945,071			

Salton Sea Accounting Model

Elevation (ft)	Area (acres)	Capacity (acre-ft)	Drainage	Salt Load	Drainage Salt
-249.8	166,876	2,961,745			
-249.7	167,174	2,978,447			
-249.6	167,476	2,995,180			
-249.5	167,785	3,011,943			
-249.4	168,090	3,028,736			
-249.3	168,397	3,045,561			
-249.2	168,702	3,062,416			
-249.1	169,008	3,079,301			
-249.0	169,311	3,096,217			
-248.9	169,621	3,113,164			
-248.8	169,932	3,130,141			
-248.7	170,249	3,147,150			
-248.6	170,567	3,164,191			
-248.5	170,892	3,181,264			
-248.4	171,222	3,198,370			
-248.3	171,553	3,215,509			
-248.2	171,889	3,232,681			
-248.1	172,225	3,249,886			
-248.0	172,565	3,267,126			
-247.9	172,911	3,284,400			
-247.8	173,266	3,301,708			
-247.7	173,639	3,319,054			
-247.6	174,005	3,336,436			
-247.5	174,361	3,353,854			
-247.4	174,720	3,371,308			
-247.3	175,073	3,388,798			
-247.2	175,423	3,406,323			
-247.1	175,775	3,423,883			
-247.0	176,129	3,441,478			
-246.9	176,484	3,459,108			
-246.8	176,844	3,476,775			
-246.7	177,212	3,494,478			
-246.6	177,591	3,512,218			
-246.5	177,968	3,529,996			
-246.4	178,350	3,547,812			
-246.3	178,738	3,565,666			
-246.2	179,109	3,583,558			
-246.1	179,483	3,601,488			
-246.0	179,860	3,619,455			
-245.9	180,242	3,637,460			
-245.8	180,621	3,655,503			
-245.7	181,000	3,673,584			
-245.6	181,378	3,691,703			
-245.5	181,754	3,709,860			
-245.4	182,127	3,728,054			
-245.3	182,499	3,746,285			
-245.2	182,868	3,764,554			
-245.1	183,245	3,782,859			
-245.0	183,640	3,801,204			
-244.9	184,040	3,819,588			
-244.8	184,454	3,838,012			
-244.7	184,868	3,856,478			
-244.6	185,261	3,874,985			
-244.5	185,646	3,893,530			
-244.4	186,042	3,912,115			
-244.3	186,450	3,930,739			
-244.2	186,860	3,949,405			
-244.1	187,288	3,968,112			
-244.0	187,726	3,986,863			
-243.9	188,174	4,005,658			
-243.8	188,619	4,024,497			
-243.7	189,073	4,043,382			
-243.6	189,532	4,062,312			
-243.5	189,966	4,081,287			
-243.4	190,376	4,100,604			
-243.3	190,767	4,119,361			
-243.2	191,145	4,138,457			
-243.1	191,516	4,157,590			
-243.0	191,887	4,176,760			
-242.9	192,255	4,195,967			
-242.8	192,632	4,215,212			
-242.7	192,994	4,234,493			

Salton Sea Accounting Model

Elevation (ft)	Area (acres)	Capacity (acre-ft)	Drainage	Salt Load	Drainage Salt
-242.6	193,364	4,253,811			
-242.5	193,735	4,273,166			
-242.4	194,105	4,292,558			
-242.3	194,469	4,311,986			
-242.2	194,841	4,331,452			
-242.1	195,204	4,350,954			
-242.0	195,554	4,370,492			
-241.9	195,894	4,390,067			
-241.8	196,229	4,409,671			
-241.7	196,560	4,429,310			
-241.6	196,899	4,448,983			
-241.5	197,231	4,468,690			
-241.4	197,570	4,488,430			
-241.3	197,924	4,508,204			
-241.2	198,281	4,528,015			
-241.1	198,638	4,547,860			
-241.0	198,993	4,567,742			
-240.9	199,349	4,587,659			
-240.8	199,707	4,607,612			
-240.7	200,058	4,627,600			
-240.6	200,411	4,647,624			
-240.5	200,747	4,667,682			
-240.4	201,075	4,687,773			
-240.3	201,402	4,707,896			
-240.2	201,726	4,728,053			
-240.1	202,043	4,748,241			
-240.0	202,360	4,768,461			
-239.9	202,678	4,788,713			
-239.8	202,992	4,808,997			
-239.7	203,297	4,829,311			
-239.6	203,608	4,849,657			
-239.5	203,916	4,870,033			
-239.4	204,218	4,890,439			
-239.3	204,518	4,910,876			
-239.2	204,819	4,931,343			
-239.1	205,123	4,951,840			
-239.0	205,426	4,972,368			
-238.9	205,725	4,992,925			
-238.8	206,027	5,013,513			
-238.7	206,331	5,034,131			
-238.6	206,630	5,054,779			
-238.5	206,932	5,075,457			
-238.4	207,238	5,096,165			
-238.3	207,554	5,116,905			
-238.2	207,865	5,137,676			
-238.1	208,175	5,158,478			
-238.0	208,485	5,179,311			
-237.9	208,793	5,200,175			
-237.8	209,112	5,221,070			
-237.7	209,438	5,241,998			
-237.6	209,765	5,262,958			
-237.5	210,098	5,283,951			
-237.4	210,427	5,304,977			
-237.3	210,759	5,326,036			
-237.2	211,106	5,347,130			
-237.1	211,467	5,368,258			
-237.0	211,809	5,389,422			
-236.9	212,136	5,410,619			
-236.8	212,449	5,431,849			
-236.7	212,743	5,453,108			
-236.6	213,028	5,474,397			
-236.5	213,309	5,495,714			
-236.4	213,582	5,517,058			
-236.3	213,852	5,538,430			
-236.2	214,120	5,559,829			
-236.1	214,385	5,581,254			
-236.0	214,646	5,602,705			
-235.9	214,910	5,624,183			
-235.8	215,165	5,645,687			
-235.7	215,417	5,667,216			
-235.6	215,668	5,688,770			
-235.5	215,917	5,710,349			

Salton Sea Accounting Model

Elevation (ft)	Area (acres)	Capacity (acre-ft)	Drainage	Salt Load	Drainage Salt
-235.4	216,168	5,731,954			
-235.3	216,419	5,753,583			
-235.2	216,669	5,775,237			
-235.1	216,929	5,796,917			
-235.0	217,196	5,818,624			
-234.9	217,466	5,840,357			
-234.8	217,731	5,862,116			
-234.7	217,987	5,883,902			
-234.6	218,238	5,905,714			
-234.5	218,483	5,927,550			
-234.4	218,722	5,949,410			
-234.3	218,956	5,971,294			
-234.2	219,188	5,993,201			
-234.1	219,416	6,015,131			
-234.0	219,640	6,037,084			
-233.9	219,861	6,059,059			
-233.8	220,082	6,081,056			
-233.7	220,299	6,103,075			
-233.6	220,515	5,125,116			
-233.5	220,729	6,147,178			
-233.4	220,943	6,169,262			
-233.3	221,149	6,191,366			
-233.2	221,354	6,213,491			
-233.1	221,553	6,235,637			
-233.0	221,752	6,257,802			
-232.9	221,952	6,279,987			
-232.8	222,151	6,302,192			
-232.7	222,350	6,324,417			
-232.6	222,547	6,346,662			
-232.5	222,744	6,368,927			
-232.4	222,941	6,391,211			
-232.3	223,138	6,413,515			
-232.2	223,336	6,435,839			
-232.1	223,535	6,458,182			
-232.0	223,734	6,480,546			
-231.9	223,934	6,502,929			
-231.8	224,134	6,525,333			
-231.7	224,335	6,547,756			
-231.6	224,536	6,570,200			
-231.5	224,737	6,592,663			
-231.4	224,939	6,615,147			
-231.3	225,141	6,637,651			
-231.2	225,344	6,660,175			
-231.1	225,547	6,682,720			
-231.0	225,750	6,705,285			
-230.9	225,953	6,727,870			
-230.8	226,157	6,750,475			
-230.7	226,361	6,773,101			
-230.6	226,565	6,795,748			
-230.5	226,769	6,818,414			
-230.4	226,974	6,841,101			
-230.3	227,180	6,863,809			
-230.2	227,385	6,886,537			
-230.1	227,592	6,909,286			
-230.0	227,798	6,932,056			
-229.9	228,004	6,954,846			
-229.8	228,210	6,977,657			
-229.7	228,416	7,000,488			
-229.6	228,622	7,023,340			
-229.5	228,829	7,046,212			
-229.4	229,036	7,069,106			
-229.3	229,243	7,092,020			
-229.2	229,451	7,114,954			
-229.1	229,659	7,137,910			
-229.0	229,868	7,160,886			
-228.9	230,077	7,183,883			
-228.8	230,286	7,206,902			
-228.7	230,496	7,229,941			
-228.6	230,705	7,253,001			
-228.5	230,916	7,276,082			
-228.4	231,126	7,299,184			
-228.3	231,337	7,322,307			

Salton Sea Accounting Model

Elevation (ft)	Area (acres)	Capacity (acre-ft)	Drainage	Salt Load	Drainage Salt
-228.2	231,549	7,345,451			
-228.1	231,761	7,368,617			
-228.0	231,973	7,391,803			
-227.9	232,185	7,415,011			
-227.8	232,398	7,438,240			
-227.7	232,611	7,461,491			
-227.6	232,825	7,484,763			
-227.5	233,038	7,508,056			
-227.4	233,253	7,531,370			
-227.3	233,467	7,554,706			
-227.2	233,682	7,578,064			
-227.1	233,898	7,601,443			
-227.0	234,113	7,624,843			
-226.9	234,239	7,648,266			
-226.8	234,546	7,671,709			
-226.7	234,763	7,695,175			
-226.6	234,980	7,718,662			
-226.5	235,197	7,742,171			
-226.4	235,415	7,765,701			
-226.3	235,633	7,789,254			
-226.2	235,852	7,812,828			
-226.1	236,071	7,636,424			
-226.0	236,290	7,860,042			
-225.9	236,510	7,883,682			
-225.8	236,730	7,907,344			
-225.7	236,950	7,931,028			
-225.6	237,171	7,954,734			
-225.5	237,392	7,978,462			
-225.4	237,613	8,002,212			
-225.3	237,835	8,025,985			
-225.2	238,057	8,049,779			
-225.1	238,280	8,073,596			
-225.0	238,502	8,097,435			
-224.9	238,733	8,121,297			
-224.8	238,957	8,145,182			
-224.7	239,180	8,169,088			
-224.6	239,404	8,193,018			
-224.5	239,629	8,216,969			
-224.4	239,854	8,240,943			
-224.3	240,079	8,264,940			
-224.2	240,304	8,288,959			
-224.1	240,530	8,313,001			
-224.0	240,756	8,337,065			
-223.9	240,983	8,361,152			
-223.8	241,210	8,385,262			
-223.7	241,437	8,409,394			
-223.6	241,664	8,433,549			
-223.5	241,892	8,457,727			
-223.4	242,121	8,481,928			
-223.3	242,349	8,506,151			
-223.2	242,578	8,530,398			
-223.1	242,807	8,554,667			
-223.0	243,037	8,578,959			
-222.9	243,267	8,603,274			
-222.8	243,497	8,627,612			
-222.7	243,727	8,651,974			
-222.6	243,958	8,676,358			
-222.5	244,190	8,700,765			
-222.4	244,421	8,725,196			
-222.3	244,653	8,749,650			
-222.2	244,885	8,774,126			
-222.1	245,118	8,798,627			
-222.0	245,351	8,823,150			
-221.9	245,584	8,847,697			
-221.8	245,818	8,872,267			
-221.7	246,052	8,896,860			
-221.6	246,286	8,921,477			
-221.5	246,521	8,946,118			
-221.4	246,756	8,970,782			
-221.3	246,991	8,995,469			
-221.2	247,227	9,020,180			
-221.1	247,463	9,044,914			

Salton Sea Accounting Model

Elevation (ft)	Area (acres)	Capacity (acre-ft)	Drainage	Salt Load	Drainage Salt
-221.0	247,699	9,069,672			
-220.9	247,936	9,094,454			
-220.8	248,173	9,119,260			
-220.7	248,410	9,144,089			
-220.6	248,648	9,168,942			
-220.5	248,886	9,193,818			
-220.4	249,125	9,218,719			
-220.3	249,363	9,243,643			
-220.2	249,602	9,268,592			
-220.1	249,842	9,293,564			
-220.0	250,082	9,318,560			

Data from Salton Sea Salinity Control Research Project 2004 and VTE Pilot Project 2009

TDS (mg/liter)	% weight Mg	Evaporation Reduction Factor
30,000	0.0960	1.001
35,000	0.1120	0.996
40,000	0.1280	0.992
45,000	0.1440	0.987
50,000	0.1600	0.982
55,000	0.1760	0.978
60,000	0.1920	0.973
65,000	0.2080	0.969
70,000	0.2240	0.964
75,000	0.2400	0.960
80,000	0.2560	0.955
85,000	0.2720	0.951
90,000	0.2880	0.947
95,000	0.3040	0.943
100,000	0.3200	0.938
105,000	0.3360	0.934
110,000	0.3520	0.930
115,000	0.3680	0.926
120,000	0.3840	0.922
125,000	0.4000	0.919
130,000	0.4160	0.915
135,000	0.4320	0.911
140,000	0.4480	0.907
145,000	0.4640	0.903
150,000	0.4800	0.900
155,000	0.4960	0.896
160,000	0.5120	0.893
165,000	0.5280	0.889
170,000	0.5440	0.886
175,000	0.5600	0.882
180,000	0.5760	0.879
185,000	0.5920	0.876
190,000	0.6080	0.872
195,000	0.6240	0.869
200,000	0.6400	0.866
205,000	0.6560	0.863
210,000	0.6720	0.860
215,000	0.6880	0.857
220,000	0.7040	0.854
225,000	0.7200	0.851
230,000	0.7360	0.848
235,000	0.7520	0.845
240,000	0.7680	0.842
245,000	0.7840	0.839
250,000	0.8000	0.837
255,000	0.8160	0.834
260,000	0.8320	0.831
265,000	0.8480	0.829
270,000	0.8640	0.826
275,000	0.8800	0.823
280,000	0.8960	0.821
285,000	0.9120	0.818
290,000	0.9280	0.816
295,000	0.9440	0.813
300,000	0.9600	0.811
305,000	0.9760	0.809
310,000	0.9920	0.806
315,000	1.0080	0.804
320,000	1.0240	0.802
325,000	1.0400	0.800
330,000	1.0560	0.798